

SYMBOL: NPST
ISIN: INE0FFK01017

Dated: 07th February, 2023

To,
The Manager-Listing Department,
The National Stock Exchange of India Limited,
Exchange Plaza, NSE Building, Bandra Kurla
Complex, Bandra East, Mumbai – 400 051
Fax: 022-26598237, 022-26598238

SUB: GENERAL UPDATES FOR QUARTER AND NINE MONTHS ENDED DECEMBER
31, 2022 - INVESTOR PRESENTATION

Dear Sir/Madam,

Pursuant to the provision of Regulation 30 of the SEBI (Listing Obligations and Disclosure Requirements) Regulations 2015, please find enclosed herewith Investor Presentation, general updates for Q3 i.e. December 31, 2022 of FY 2022-23.

Kindly take the same on your record.

Thanking You,

Yours Faithfully,

For Network People Services Technologies Limited

Ashish Aggarwal
(Joint Managing Director)
DIN: 06986812



Network People Services Technologies Limited

Fintech Partner to Bank & Merchant

Q3 FY23 Investor Presentation

This presentation and the accompanying slides (the “Presentation”), which have been prepared by Network People Services Technologies Limited (‘NPST,’ the “Company”) solely for information purposes and do not constitute any offer, recommendation or invitation to purchase or subscribe for any securities, and shall not form the basis or be relied on in connection with any contract or binding commitment what so ever. No offering of securities of the Company will be made except by means of a statutory offering document containing detailed information about the Company.

This Presentation has been prepared by the Company based on information and data which the Company considers reliable, but the Company makes no representation or warranty, express or implied, whatsoever, and no reliance shall be placed on, the truth, accuracy, completeness, fairness and reasonableness of the contents of this Presentation. This Presentation may not be all inclusive and may not contain all of the information that you may consider material. Any liability in respect of the contents of, or any omission from, this Presentation is expressly excluded.

Certain matters discussed in this Presentation may contain statements regarding the Company’s market opportunity and business prospects that are individually and collectively forward-looking statements. Such forward-looking statements are not guarantee of future performance and are subject to known and unknown risks, uncertainties and assumptions that are difficult to predict.

These risks and uncertainties include, but are not limited to, the performance of the Indian economy and of the economies of various international markets, the performance of the industry in India and world-wide, competition, the company’s ability to successfully implement its strategy, the Company’s future levels of growth and expansion, technological implementation, changes and advancements, changes in revenue, income or cash flows, the Company’s market preferences and its exposure to market risks, as well as other risks.

The Company’s actual results, levels of activity, performance or achievements could differ materially and adversely from results expressed in or implied by this Presentation. The Company assumes no obligation to update any forward-looking information contained in this Presentation. Any forward-looking statements and projections made by third parties included in this Presentation are not adopted by the Company and the Company is not responsible for such third party statements and projections.



Company Overview



Established in 2013 Network People Services Technologies Limited (NPST) is a Fintech Company focusing on Digital Payment Solutions like UPI, IMPS, Mobile Banking & Wallets to Banks and Payment Companies.

NPST operate as “NPCI Approved Merchant PSP” digitizing Merchant acquiring space under the brand name of “TimePay”.

Currently the company is providing it’s services under two verticals i.e. Technology Service Provider (TSP) and Third Party Payment Application provider (TPAP).



VISION

Provide digital technology to medium, small and micro setups to transact and operate seamlessly in financial value chain



MISSION

- Strategically partner with financial institutions, banks, and service providers.
- Create largest network of technology enabled merchants and Users
- Achieve Top 5 position in digital transaction volumes in country.



PRINCIPLES

POSITIVITY


Drive every aspect of business with positive roadmap including P&L, Employee performance, customer satisfaction and shareholder expectations

PROCESS

Ensure that the organization is transformed into a Process oriented and self-powered unit.



PRODUCTIVITY

Focus on higher productivity by targeting in-efficiencies in the organization.

 Processing **200 Lakh+** Daily UPI Transactions as TSP for Banks


 Processing **100 Lakh+** monthly Merchants Transactions on Timepay EVOK


 Managing **4,000 Lakh+** Mobile Banking Transaction

 Listed on  NSE Emerge

 Managing **20 Lakh+** Merchants on Qynx Platform

 **200+** Employees

 Launched “Super App Canara ai1” with **100 Lakh+** User Base

 **Accreditation**
ISO 9001:2015 (Quality),
ISO 27001:2013 (security)
CMMI level 3 (Process)

 Integrated **256+** Services on Super App



Revenue

19.16 Cr

₹ 15.20 Cr In FY21



EBITDA

3.80 Cr

₹ 3.00 Cr In FY21



PAT

1.49 Cr

₹ 1.07 Cr In FY21



Adjusted Book Value

34.13

₹ 14.85 In FY21

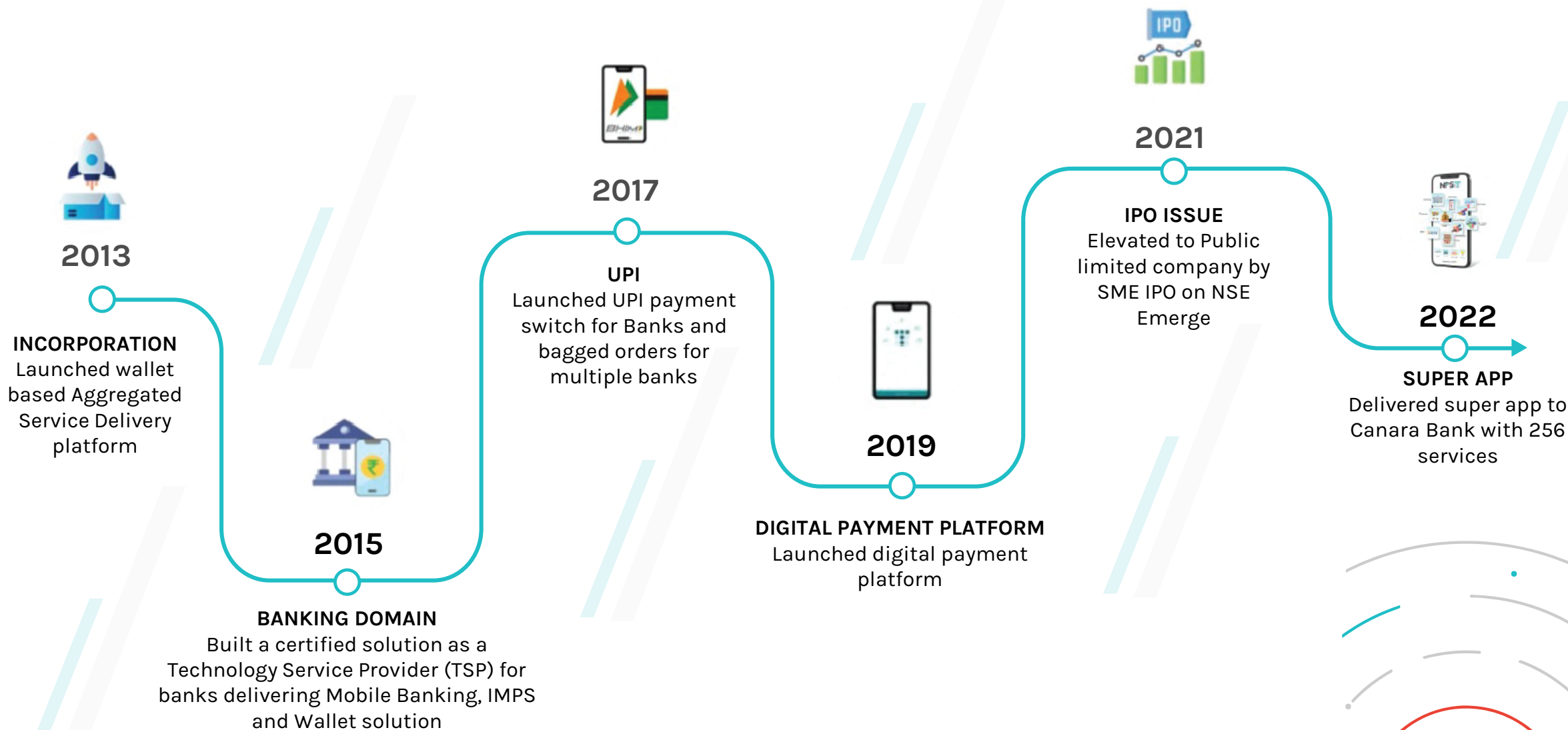


Adjusted EPS

2.31


₹ 2.38 In FY21

FY22 HIGHLIGHTS



For Banks & Financial Institutes

For Payment Aggregator and Merchants



Fintech Partner To Banks



Partner To Merchants & Payment Aggregators/ Payment Gateways





Technology Service Provider

PRODUCTS

IMPS
Switch

- Products: P2P and P2A
- Channels : [Mobile | Web/internet Banking | Branch Banking | ATM Business correspondence | FIR]

UPI
Switch

- Scan & Pay
- AutoPay
- UPI International
- BBPS
- UPI lite
- Signed QR
- Intent

MBS

- Develop Mobile App
- Aggregate services
- Integrate API's
- Convert different APIs to XML

TARGETED CUSTOMERS



BANKS



FINTECH



PPIs

KEY CLIENTELE

Canara Bank

Karnataka
Gramin BankKerala Gramin
BankThe Cosmos Co-
operative BankTamilnad
Mercantile Bank

1

- Qynx is a Digital Merchant platform for banks that provides a complete suite of services and products to manage and operate Merchants of various sizes and categories.

2

- The solution provides end-to-end product stack to digitize your merchant network and increase revenue potential through digital offerings.

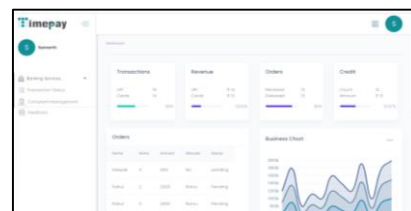
3

- A must have product for banks & fintech to create merchant stickiness to acquire new business.

Deliverables for Banks

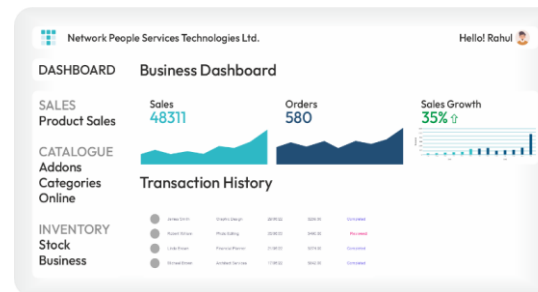


Merchant Switch

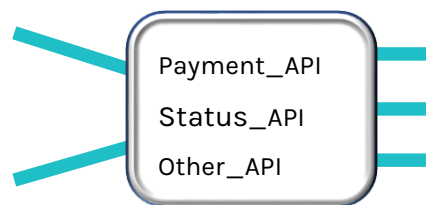


Bank Admin Portal

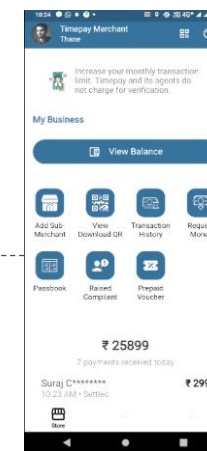
Deliverables for Merchants



Merchant Portal



API Gateway



Merchant App

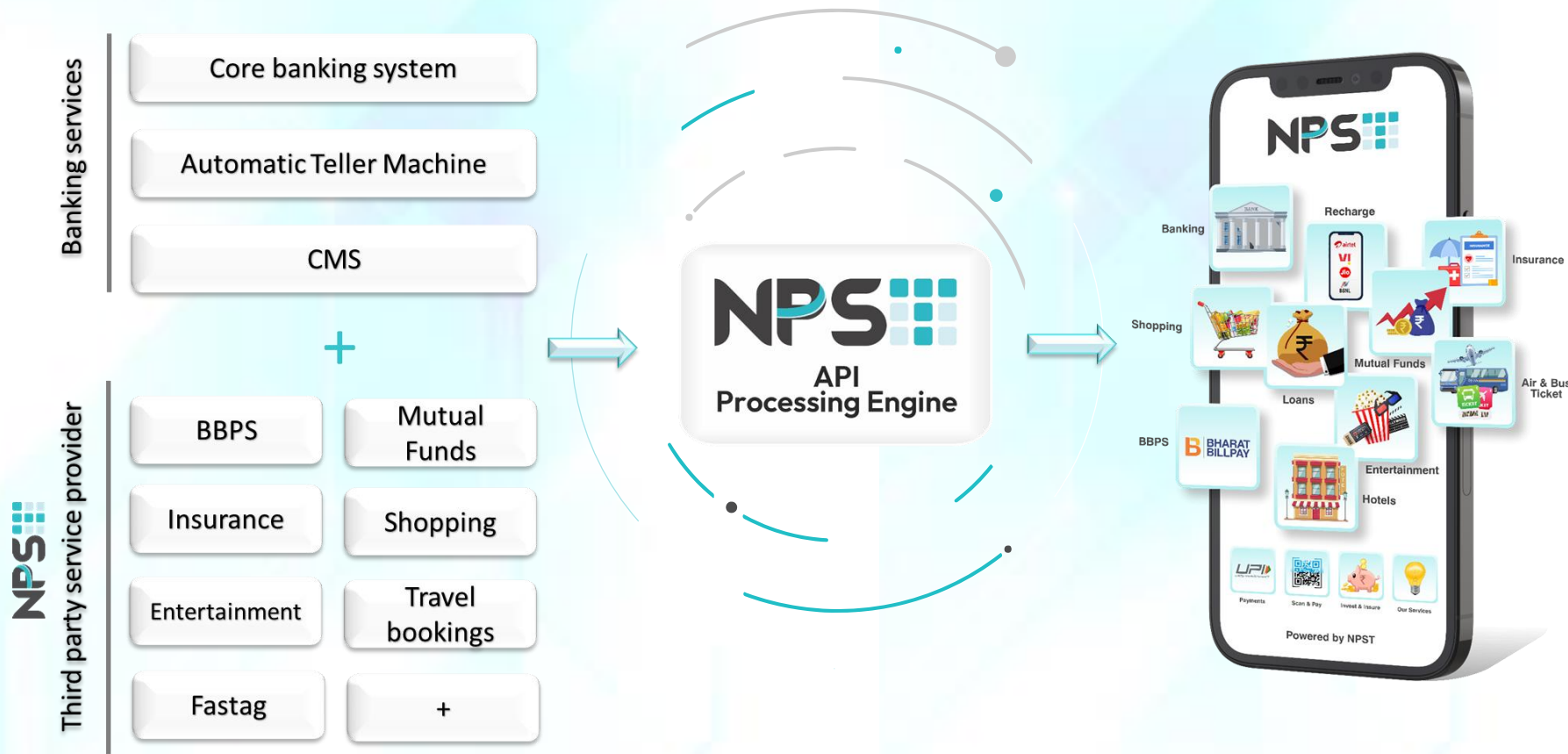


Sound box

Managing 20 + Lakh Merchants

Clientele : Canara Bank | Suco Bank | Cosmos Bank

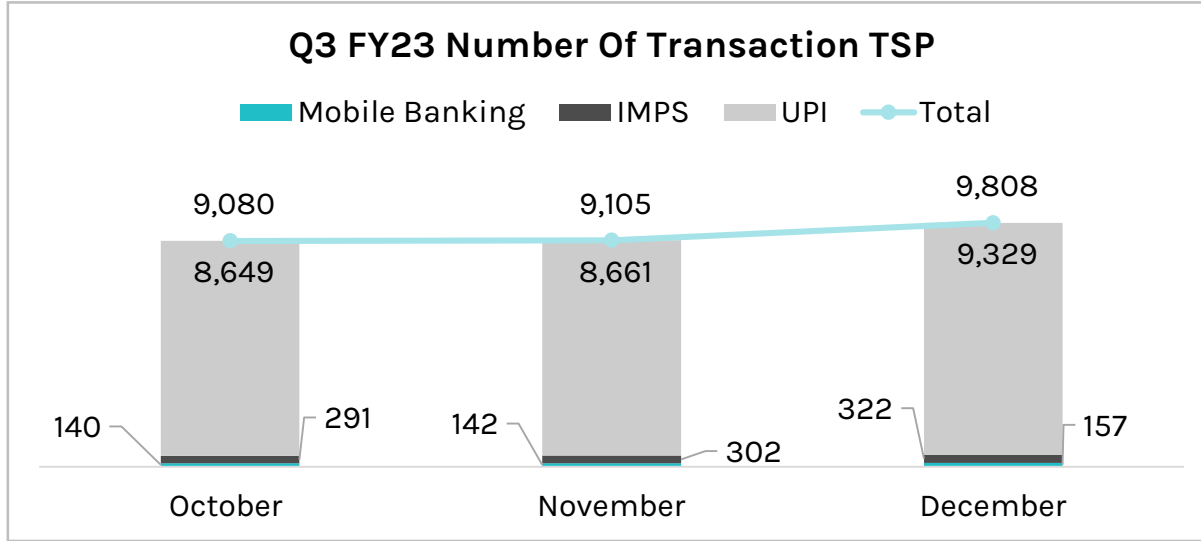
- NPST has invested and built, ready to adopt “SUPER APP” solution for Banking and Fintech platform.
- The core objective of building SUPER APP is to provide a seamless user experience with all the banking, financial and transactional services merged into smart app facilitating services like booking flights & hotels, shopping, making payment online.
- Whether its booking flights, hotels, shopping, making payment online.



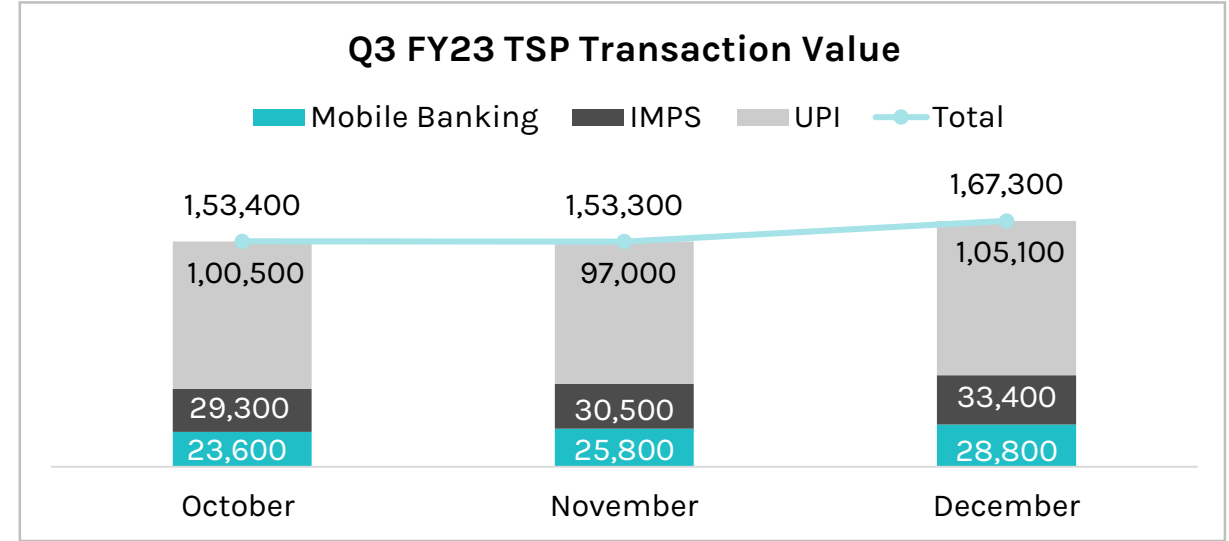
"Canara bank ai" Super App is developed by NPST serving more than **1 Crore** user base

NPST integrated **256 services** in single platform for seamless experience

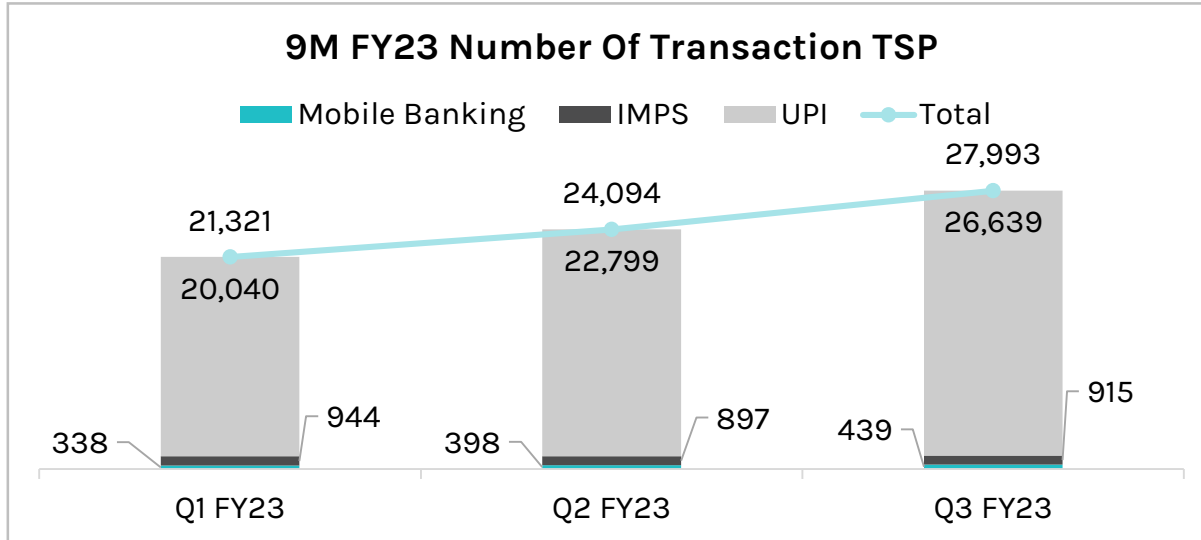
In Lakh



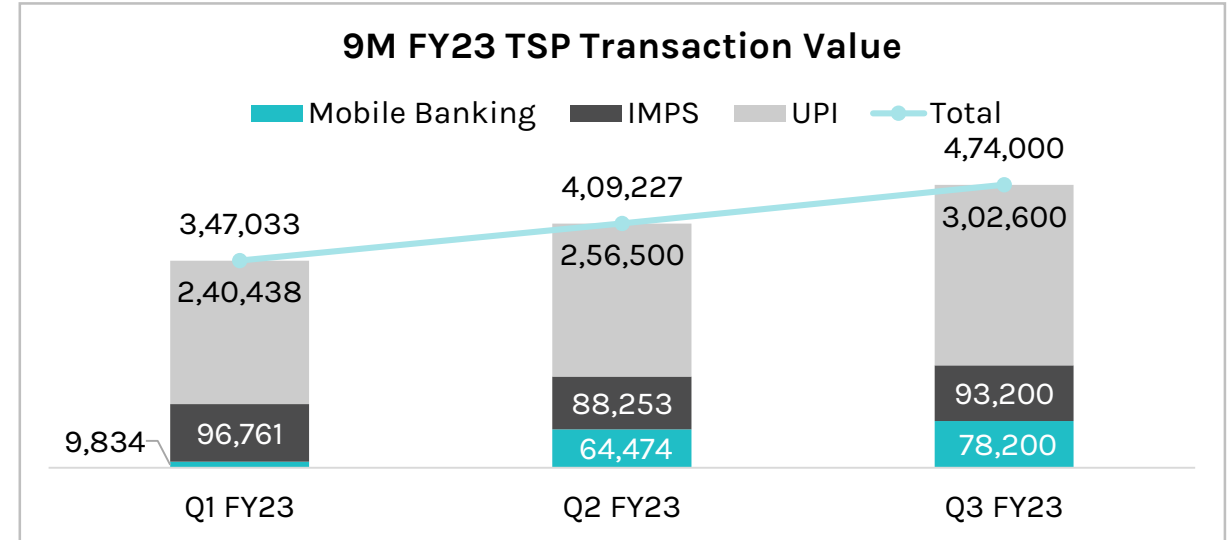
In ₹ Cr



In Lakh




In ₹ Cr





Third Party Payment Application Provider

- TimePay Evok is an API based Payment platform empowering business with flexibility of real-time UPI transactions and innovative payment channel integrated with reconciliation module.
- Delivering UPI payment solution being one of the approved TPAP.



UPI Plug-in ● Collect Payment ● Payout ● QR Solution
API | SDK | Merchant App Portal | Soundbox



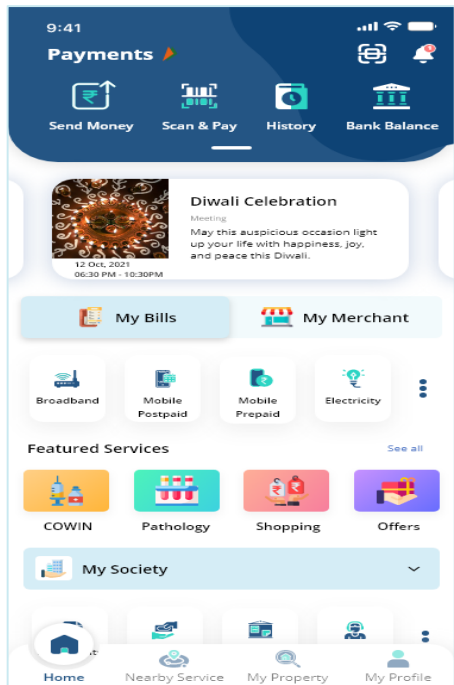
Processing **100 Lakh+**
monthly Merchants
Transactions, with average
monthly value of ₹ **500 Cr**



85,000 sub
merchants onboarded



- “TimePay” is a Payment service provider application catering to users and Merchants with payment and collection services.
- A compact solution having automated process, integrated payment, value added citizen services.
- The Company intend to create a single platform for users and Merchants for consuming and delivering hyper local services across communities.



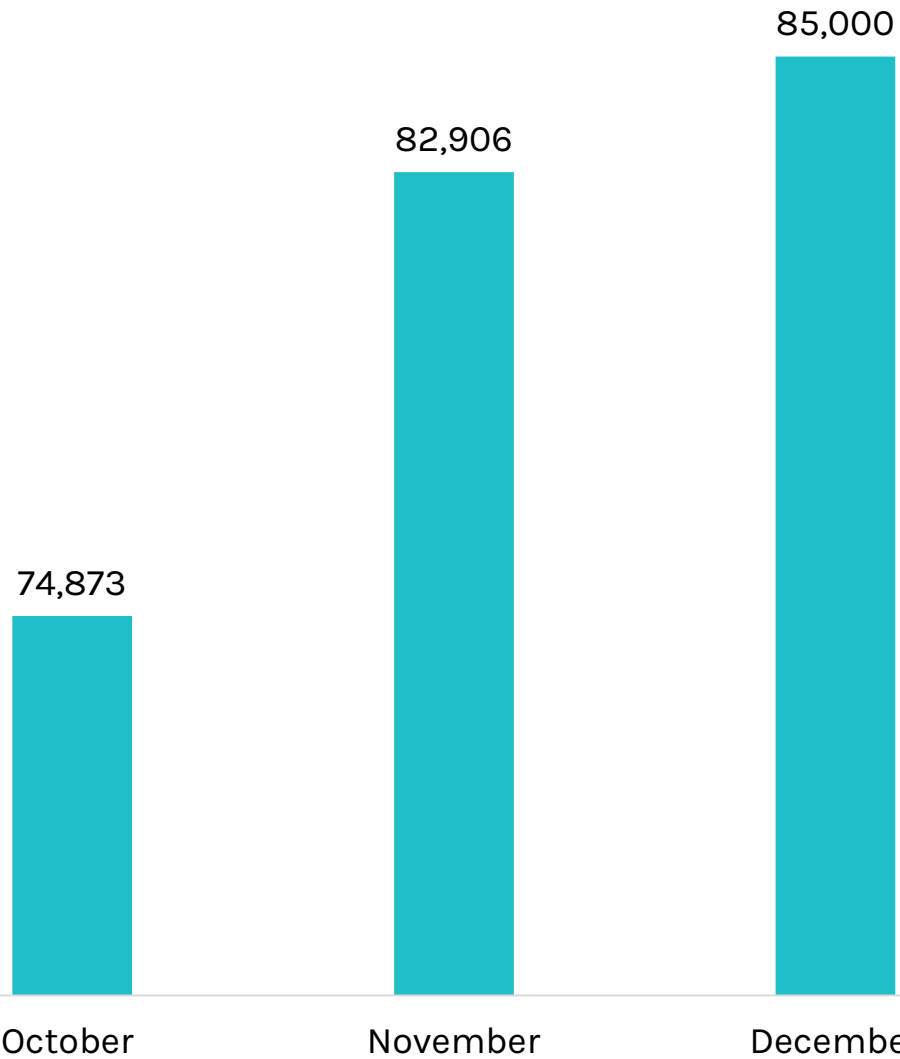
Services

- ✓ Payment Solution (UPI)
- ✓ Utility Payments (BBPS)
- ✓ Society ERP (Web + App)
- ✓ Local Merchants onboarding

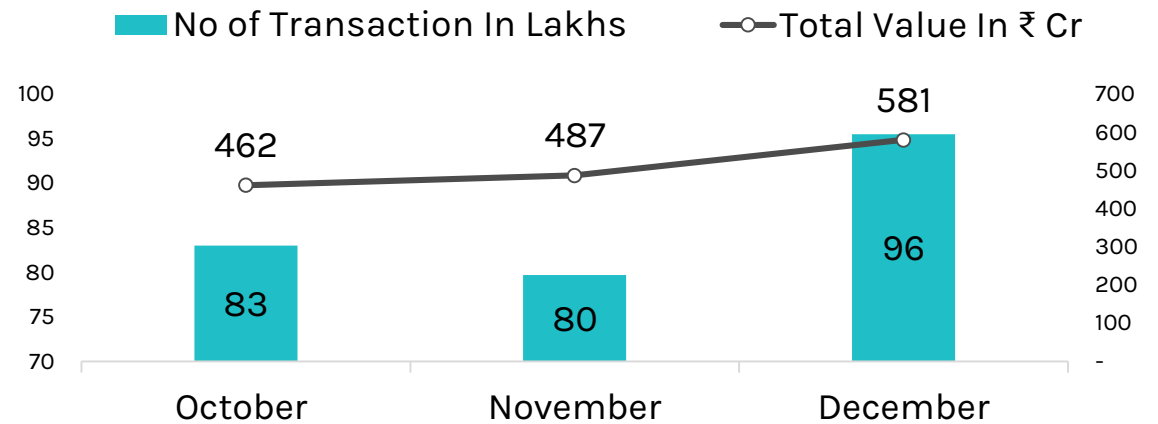
- **Launched -**
 - July - 21 Digital platform for society
- **Compliance -**
 - NPCI approved PSP App
 - Complied with all certification and security & data compliance
- **Future roadmap -**
 - Launch and promote PSP App
 - Add utility and hyper-local services

In Nos

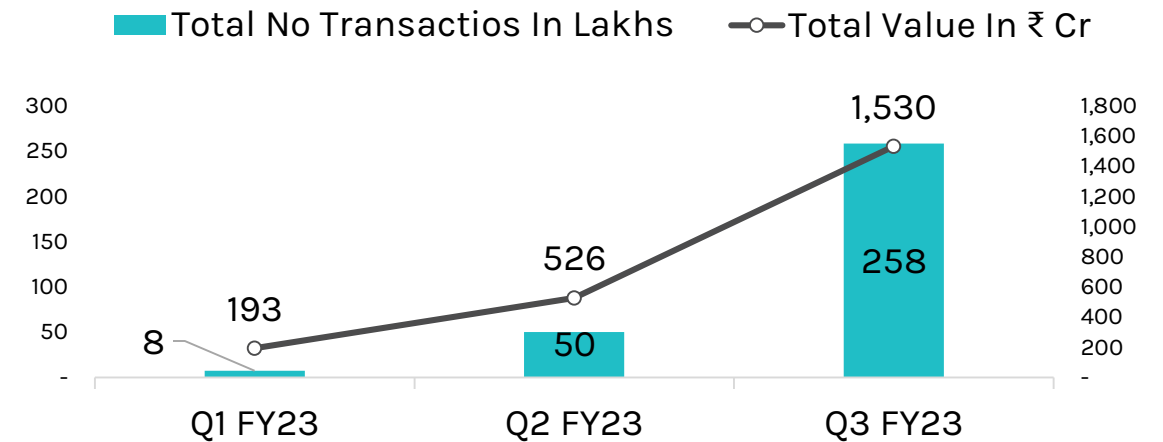
Total Merchants On TPAP - API (Evok)

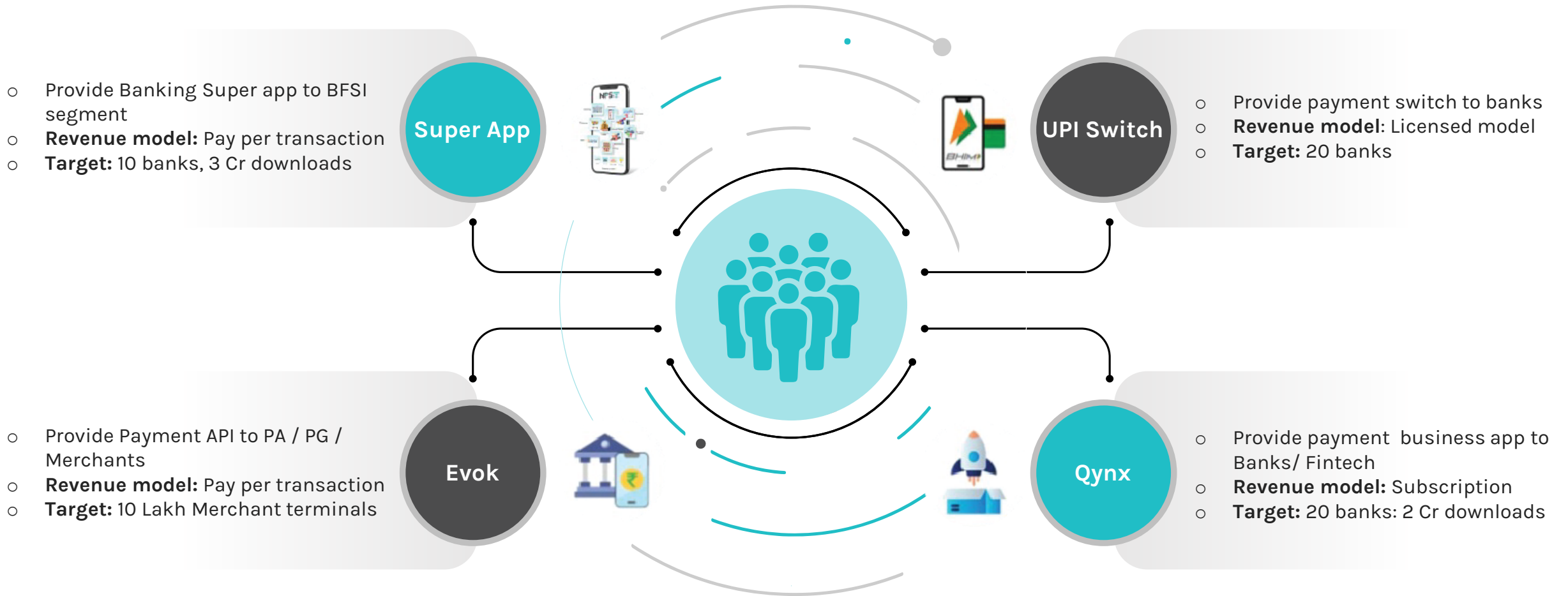


Q3 FY23 TPAP - API Transaction Details



9M FY23 TPAP API - Transaction Details







Management Overview



Mr. Deepak Chand Thakur
Chairman & Managing Director

- He is an expert in Strategy and Management, with 18 years of experience.
- He is instrumental in setting up Software and Mobility solutions in the Financial Technology domain, new business, product innovation and execution of planned strategies in the company.
- He holds expertise in optimizing team dynamics, uniting diverse agenda to common goal and harnessing strategic and operational drivers to deliver results.
- Prior to joining NPST, Deepak served as GM - strategy for Spanco Ltd. During his tenure, he has implemented various vertical and project strategies encompassing organizational growth plans based on impact analysis of existing & projected business plans.
- In Frost and Sullivan, he wrote business cases, drove research and business plan for clients in Information and Communication Technology domain.



Mr. Ashish Aggarwal
Joint Managing Director

- He is a seasoned professional with over 18 years of extensive experience in finance, administration and accounting in IT industry.
- He is the member of Institute of Chartered Accountants of India and the Institute of Cost and Works Accountants of India. He has completed his Bachelor of Commerce from University of Delhi and Master of Commerce from Dr. Bhimrao Ambedkar University, Agra.
- He has experience in conceptualizing and implementing financial policies and procedures including internal financial controls, project financing and costing.



Mr. Rajiv Kumar Aggarwal
Independent Director

- He has more than 37 years of experience in acquisition and implementation of large IT Projects for Government with a Key decision making role for 25 years.
- He is also a member of the Society for Administration of Telemedicine and Health Care Informatics (S.A.T.H.I).
- He holds a Bachelor's degree in Electronics and Electrical Engineering from BITS, Pilani



Mr. Abhishek Mishra
Independent Director

- He is a Chartered Accountant with more than 16 years industry experience in the field of finance, taxation, accounts, audit and company law matters.
- He is also a Member of Indian Institute of Insolvency Professionals of ICAI and registered as an Insolvency Professional with IBBI and Member of ICAI Registered Valuer Organization and registered as a Valuer for Asset Class: Securities or Financial Assets with IBBI.
- He was Chairman Alumni for Young Indians, Jaipur Chapter of Confederation of Indian Industry (CII) and member at CII Rajasthan State. His core expertise is offering advisory services to Real Estate, Hospitality, Education and Entertainment Industry.



Ms. Renu Shyam Sunder Vashist

Non - Executive Director

- She overlooks sales and marketing of the company
- She is currently the head of technology department in M/s Palginie Technologies Pvt. Ltd. and Consultant for technology and delivery of M/s White Warrior (our group company).
- She has been associated with M/s. Tata Interactive Systems as a Senior Technical Architect and M/s. HCL Learning Limited as a Solution Architect.



Mr. Gaurav Chowdhry

Nominee Director

- Gaurav Chowdhry, is a Nominee director (Nominee of Rajasthan Trustee Company Pvt. Ltd. acting as trustee of RVCF India Growth Fund - RVCF Trust - III) of our company.
- He is the member of The Institute of Chartered Accountants of India. He has completed his Master of Commerce from Maharshi Dayanand Saraswati University, Ajmer. He is an adept professional with over 13 years of extensive experience working in different capacities with various organizations.
- He has worked for the firm Pricewaterhouse Coopers (PwC) as a Senior Associate -Assurance and Business Advisory Services.

Mr Rajiv BeriChief Technology
Officer

Mr. Rajiv Beri as a Chief Technology Officer (CTO) plays a key role in driving the technology initiative and develop R&D facility for innovation lab. He is responsible for team's optimum productivity, set up and follow industry standard practices under CMMi and ISO quality and deliver as per market demand.

He has been senior solution architect with over 20 years of Industry experience majorly in Financial Technologies with key expertise in payments.

His expertise are in developing and executing products such as Mobile Banking, Mobile Wallet, Mobile Commerce, Mobile Payments, ATM Monitoring and Web solutions for various Service providers and banks.

Mr. Inder Kumar Naugai

Chief Financial Officer



Inder Kumar Naugai heads Finance & Accounts department. He manages a team that controls organization's financial objectives, budgeting, fund utilizing, compliance management & finalization of accounts.

He has 20+ years of experience in Accounts & Finance operations.

He has strong understanding of the business process, compliance & adherence to set policies & procedures and develop sustained flow of business in a competitive environment. He has been associated with BPO, Telecom and IT Companies during his previous tenure.

Ms. Manali VedCompany Secretary &
Compliance Officer

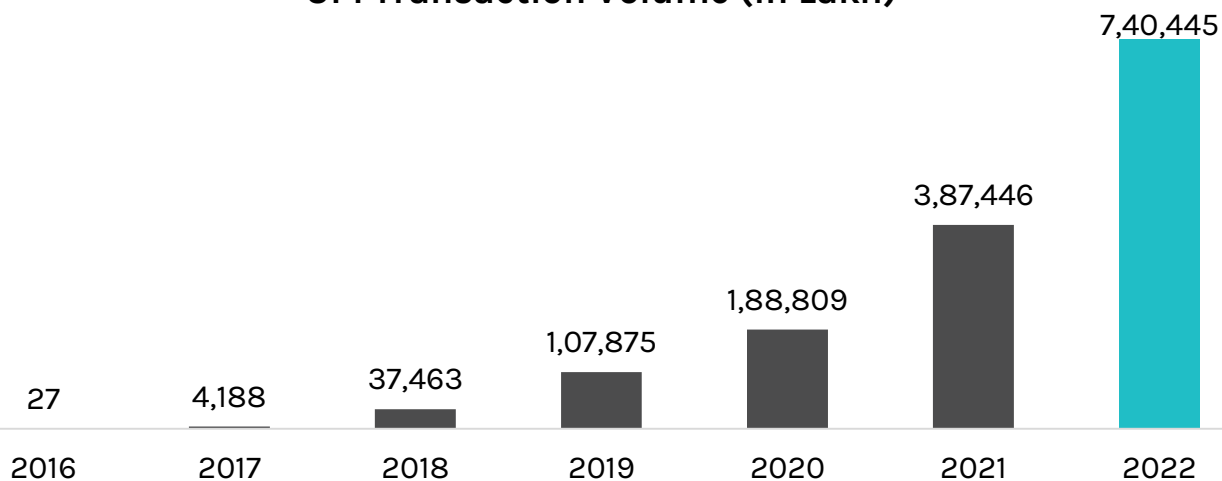
She holds overall 4+ years of experience in the field of Regulatory, Secretarial and Legal Compliances, Corporate Laws, Intellectual Property Rights and Business Laws.

She brings expertise in regard to Companies Act 2013 provisions, SEBI Regulations, Trademark Registrations and Secretarial Audits. She is an Associate Member of Institute of Companies Secretaries of India (ICSI) and qualified as Post Graduate in Business and Corporate Law from Symbiosis.

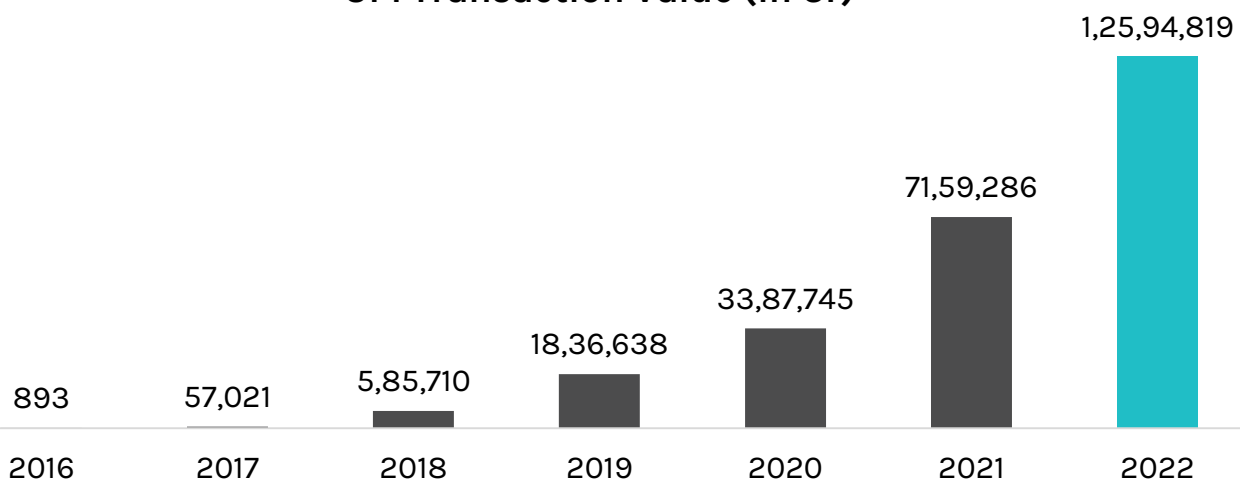


Industry Overview

UPI Transaction Volume (In Lakh)



UPI Transaction Value (In Cr)

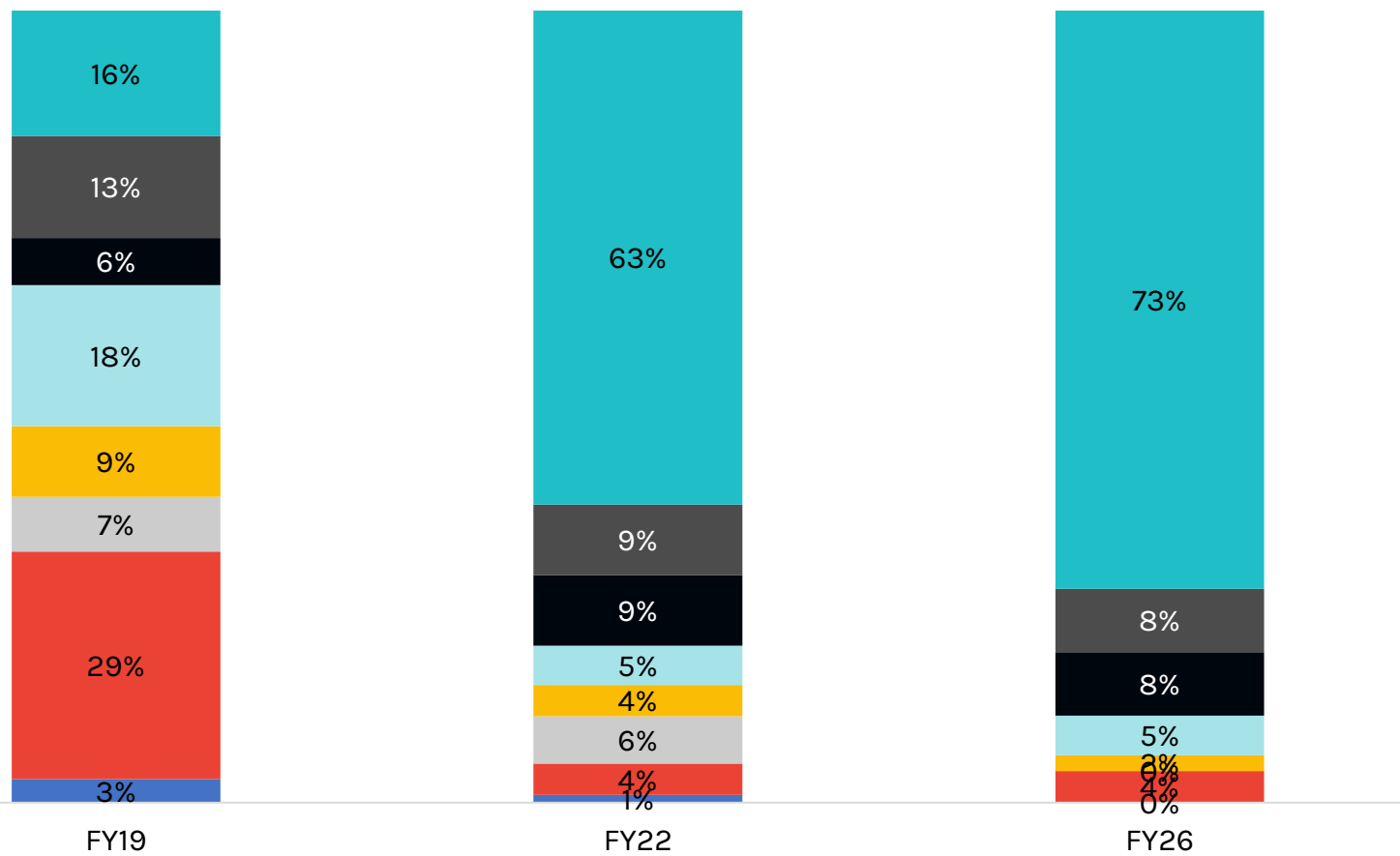


NPST is one of the critical Technology partners in NPCI's UPI ecosystem managing about 8% of country's volume as a payment processing engine for banks.

NPCI has an aim to achieve 1 Bn transaction volume per day. At the current rate, it looks like the numbers will breach very soon, as it crossed 7.5 Bn monthly volume in October 2022.

UPI Adoption & Expected Growth

■ Cheque ■ ATM ■ NEFT ■ NACH ■ POS ■ Internet Banking* ■ Pre Paid Instruments ■ UPI



UPI saw about 9x transaction volume increase in past 3 years, increasing from **500 Cr** transactions in FY19 to about **4600 Cr** transactions in FY22

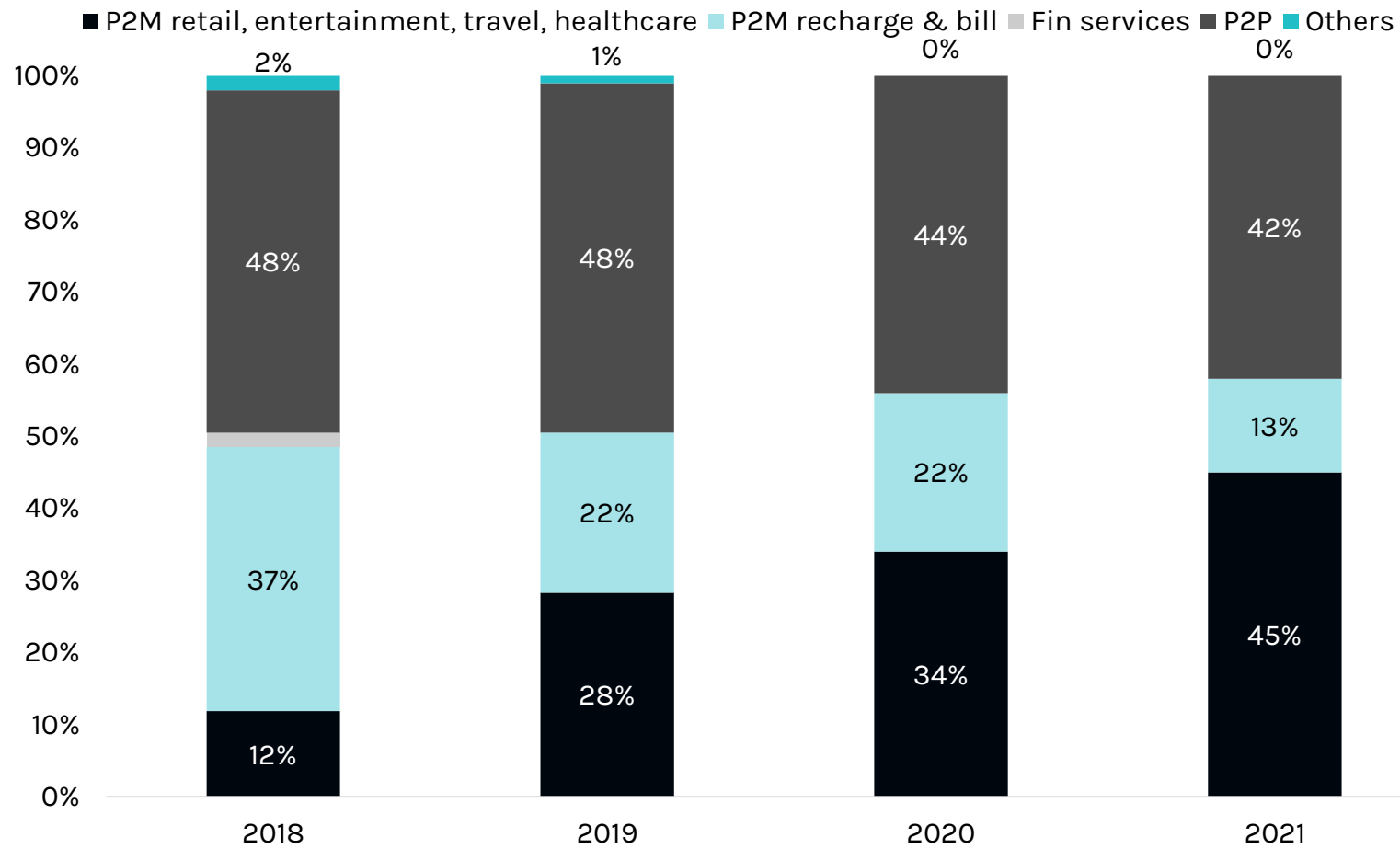
UPI is estimated to grow and drive **~75%** of total digital transaction volumes in five years

Source: RBI data, NPCI, BCG Analysis.

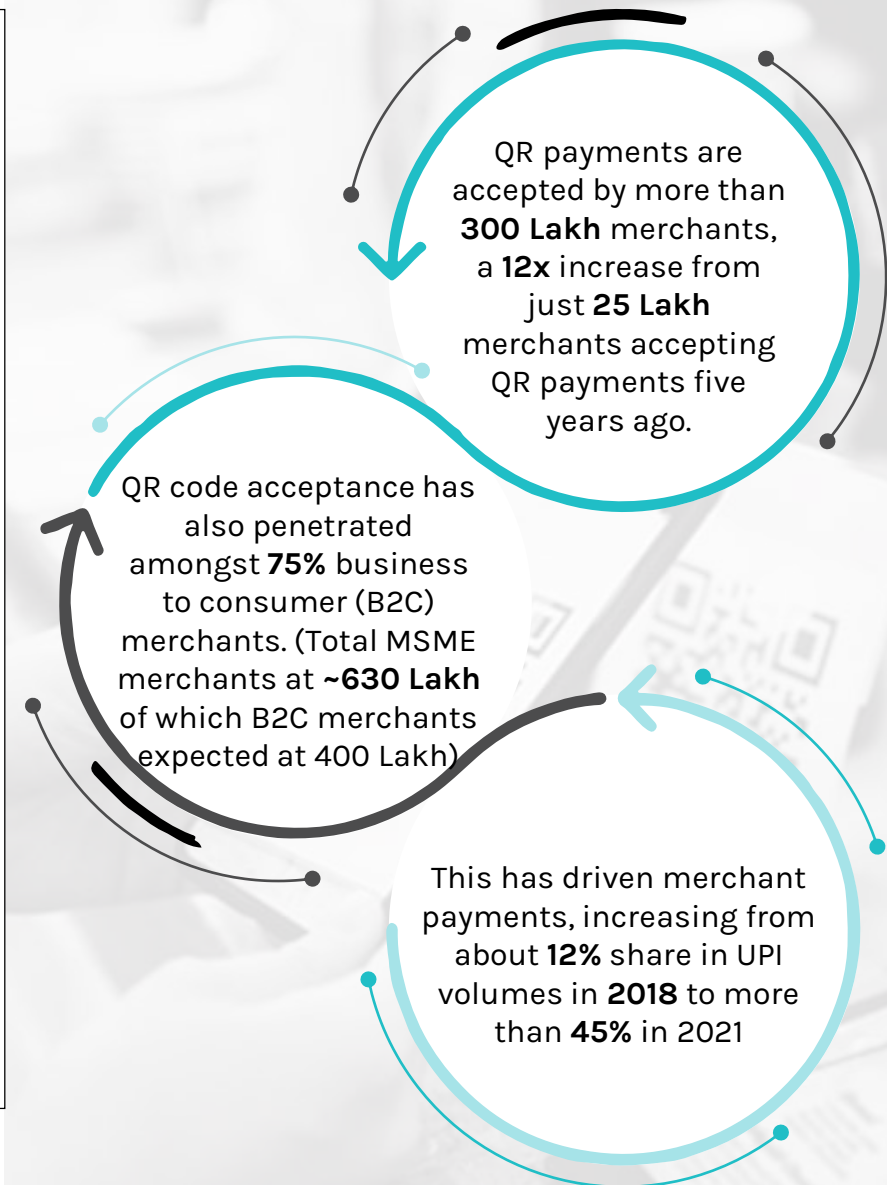
*Internet transactions include aRTGS, AePS, ABPS, NETC, and IMPS financial transactions. ATM includes financial transactions only

Note: Total may not sum to 100 because of differences due to rounding off

Digital Merchant Payments' Share Growing Sharply



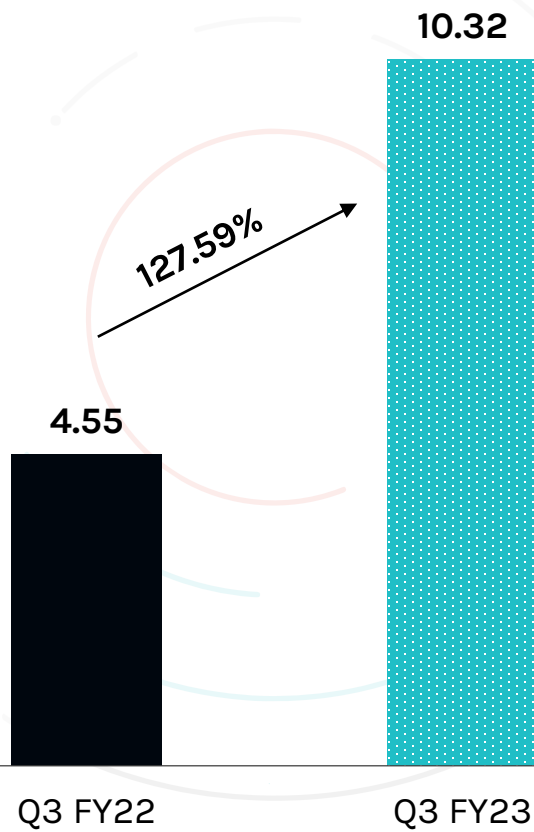
Source: PhonePe Pulse, NPCI data, RBI, BCG analysis



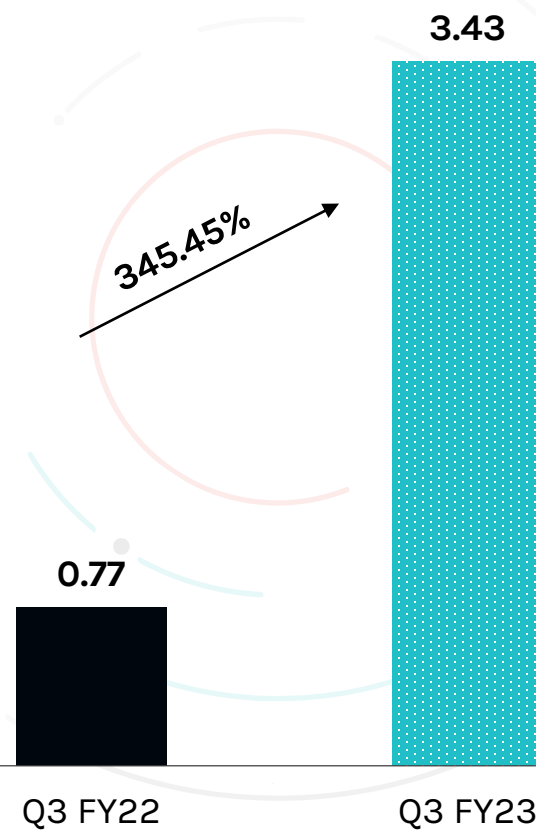


Financial Overview

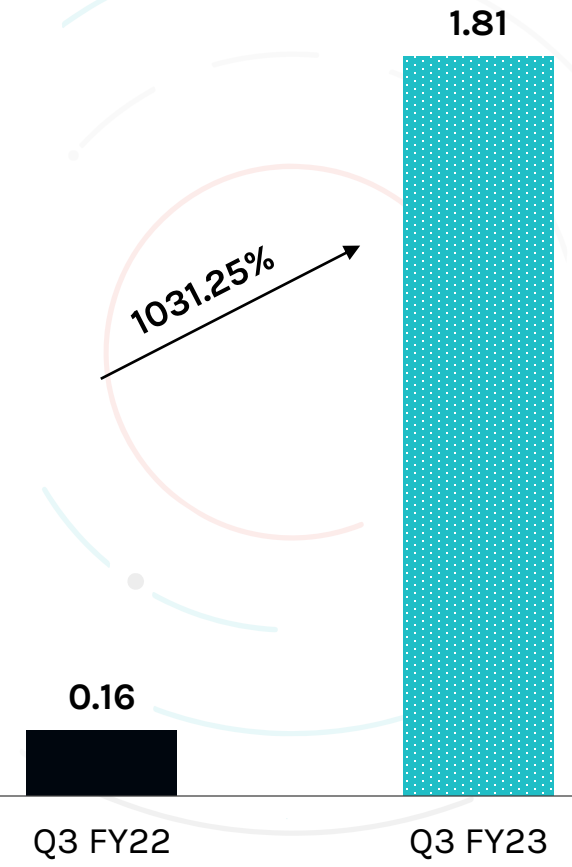
Total Income



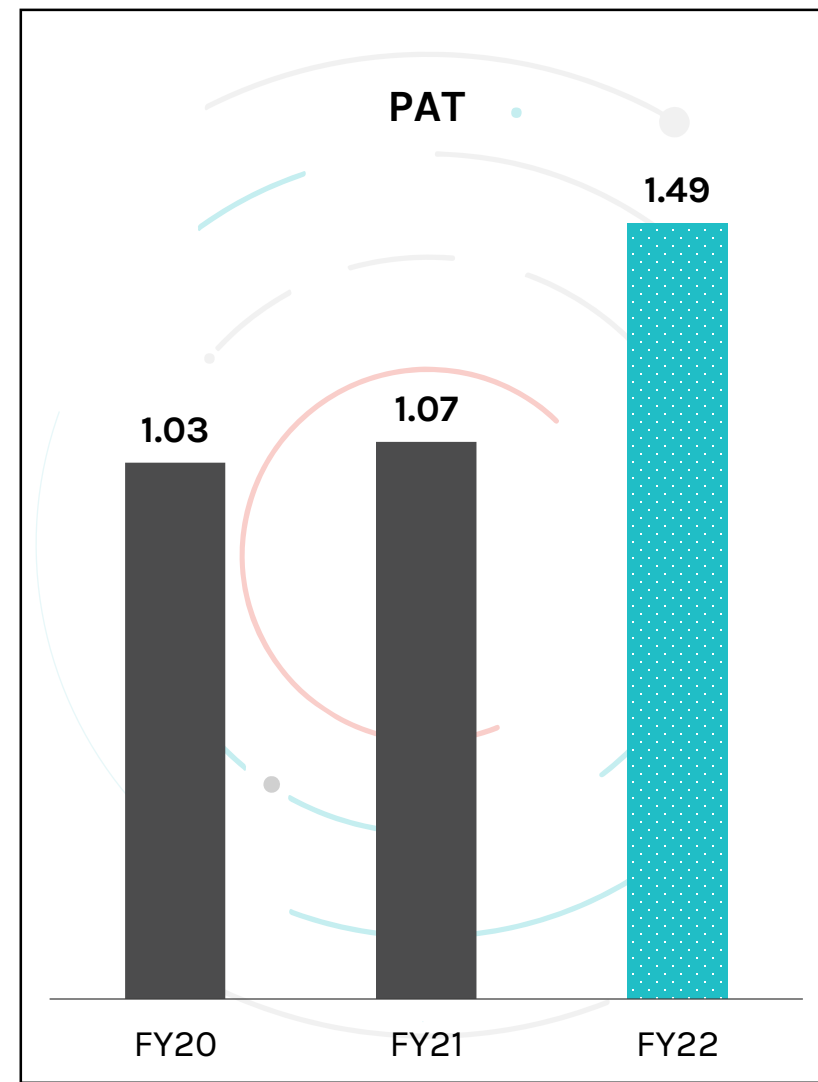
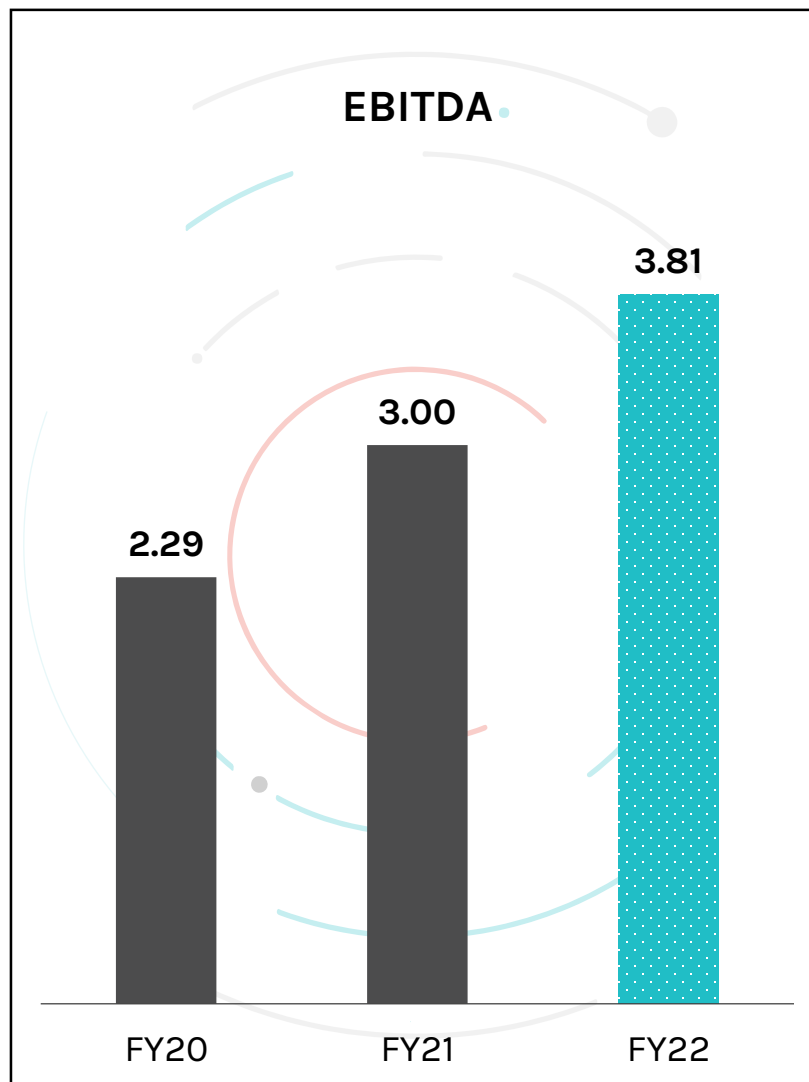
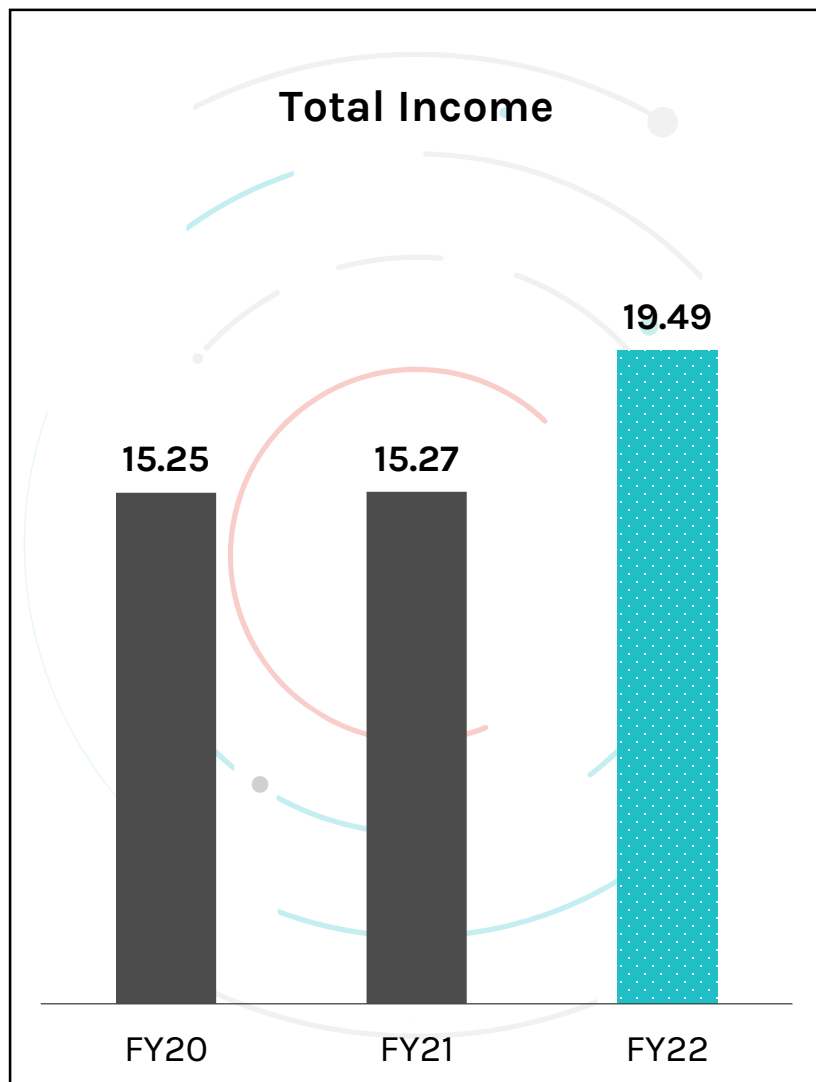
EBITDA



Net Profit



Particulars	Q3 FY23	Q3 FY22	Y-O-Y	Q2 FY23	Q-O-Q	9M FY23	9M FY22	Y-O-Y
Revenues	10.22	4.54		5.93		19.54	12.40	
Other Income	0.10	0.01		0.12		0.22	0.08	
Total Income	10.32	4.55	127.59%	6.05	70.41%	19.76	12.48	58.78%
Raw Material costs	2.37	1.54		1.64		3.82	4.46	
Employee costs	3.66	1.77		2.13		7.81	4.64	
Other expenses	0.85	0.45		0.84		2.34	1.10	
Total Expenditure	6.88	3.76		5.60		13.97	10.20	
EBITDA	3.43	0.77	345.45%	1.44	138.19%	5.75	2.22	159.01%
Finance Costs	0.00	0.02		0.00		0.01	0.05	
Depreciation	1.06	0.53		0.60		2.16	1.12	
PBT	2.37	0.22		0.84		3.58	1.05	
Tax	0.56	0.06		0.23		0.90	0.25	
Reported Net Profit	1.81	0.16	1031.25%	0.61	196.72%	2.68	0.80	235.00%



Particulars	FY20	FY21	FY22
Revenues	15.19	15.20	19.16
Other Income	0.06	0.06	0.33
Total Income	15.25	15.27	19.49
Raw Material costs	2.09	1.68	-1.28
Employee costs	4.67	5.77	6.57
Other expenses	6.20	4.82	10.39
Total Expenditure	12.96	12.27	15.68
EBITDA	2.29	3.00	3.81
Finance Costs	0.01	0.05	0.05
Depreciation	0.89	1.52	1.78
PBT	1.39	1.43	1.97
Tax	0.36	0.36	0.48
Reported Net Profit	1.03	1.07	1.49

₹ In Cr.

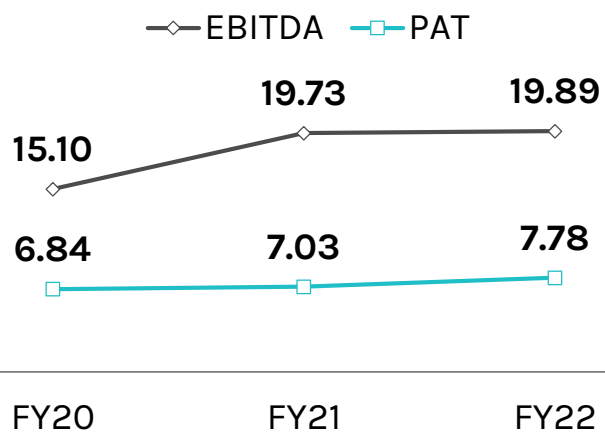
Equities & Liabilities	FY20	FY21	FY22
Equity	1.00	4.50	6.46
Reserves	4.65	2.18	15.59
Net Worth	5.65	6.68	22.05
Non-current Liabilities			
Long-term borrowing	0.00	0.00	0.00
Deferred tax Liabilities	-0.17	-0.26	-0.28
Other long terms Liabilities	0.00	0.16	0.14
Long-term provision	0.47	0.66	0.85
Total Non Current Liabilities	0.30	0.56	0.71
Current Liabilities			
Short-term borrowings	0.00	0.38	0.00
Trade payables	1.16	5.31	4.22
Other Current Financial Liabilites			
Other current liabilities	2.66	3.08	2.92
Short-term provision	0.03	0.16	0.12
Total Current Liabilities	3.86	8.93	7.26
Total Liabilities	9.81	16.17	30.02

In ₹ Cr

Assets	FY20	FY21	FY22
Non Current Assets			
Fixed assets	5.56	6.60	10.62
Non-current investments	0.01	0.01	0.01
Other Non-Current Financial Assets	0.00	0.30	0.62
Other non-current assets	0.26	0.26	0.26
Total Non Current Assets	5.83	7.18	11.51
Current Assets			
Inventories	0.35	0.56	2.73
Trade receivables	2.15	7.33	4.99
Cash & Bank Balance	0.34	0.44	0.97
Other Current Financial Assets	1.08	0.24	0.76
Current Tax Assets (Net)			
Other current assets	0.06	0.43	9.06
Total Current Assets	3.97	8.99	18.52
Total Assets	9.81	16.17	30.02

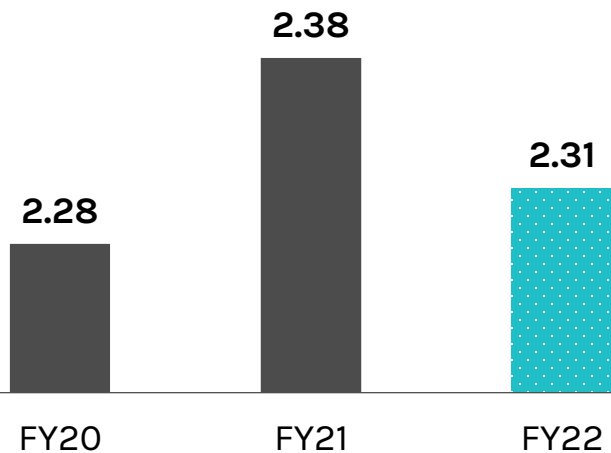
Profit Margins

In %



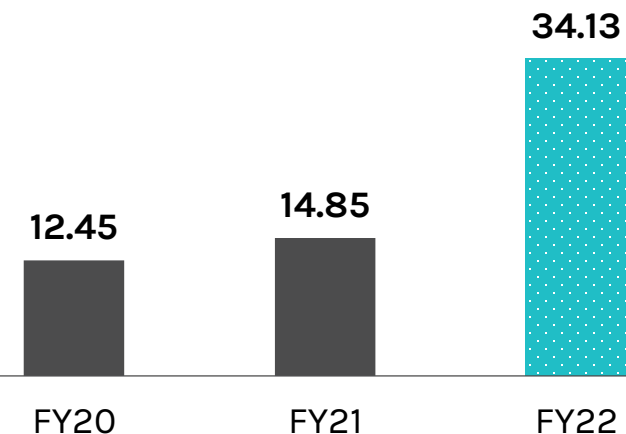
Adjusted EPS

In ₹



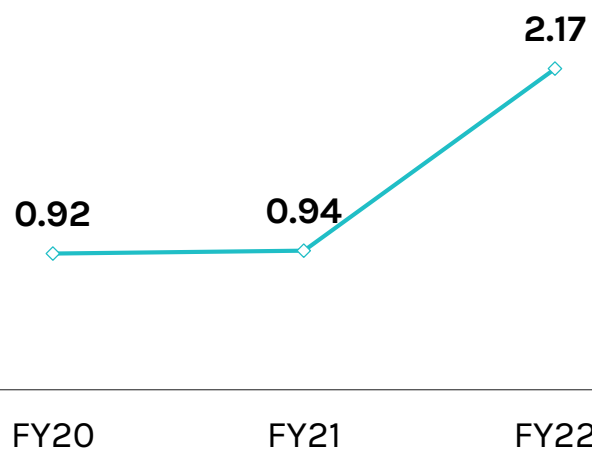
Adjusted Book Value

In ₹



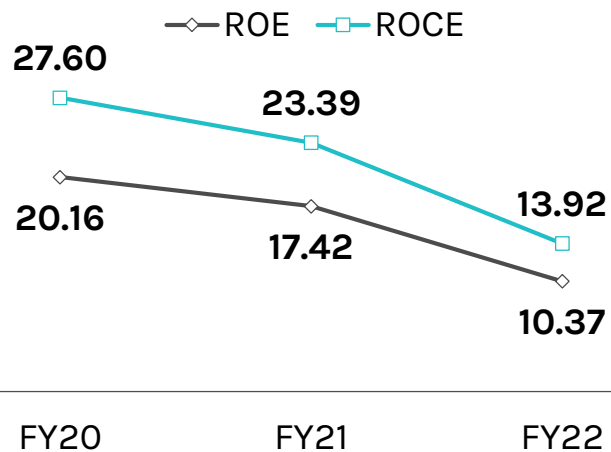
Quick Ratio

In Times



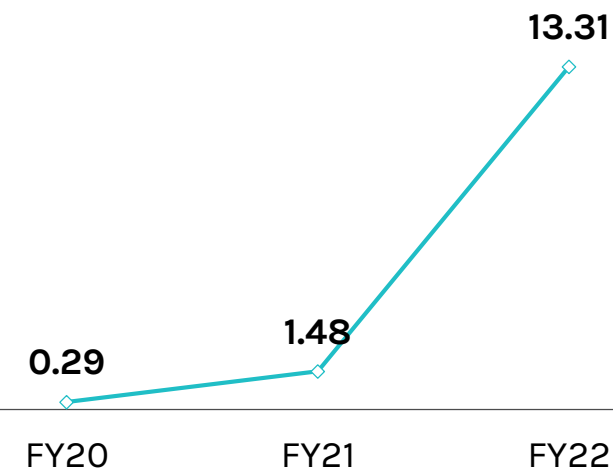
Return Ratios

In %



EV/EBITDA

In Times



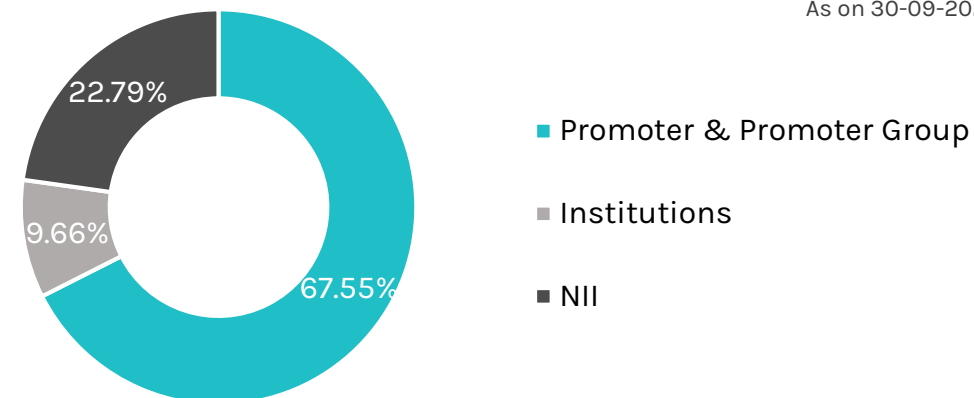
NSE: NPST ISIN: INEOFFK01017

As on 06-02-2023

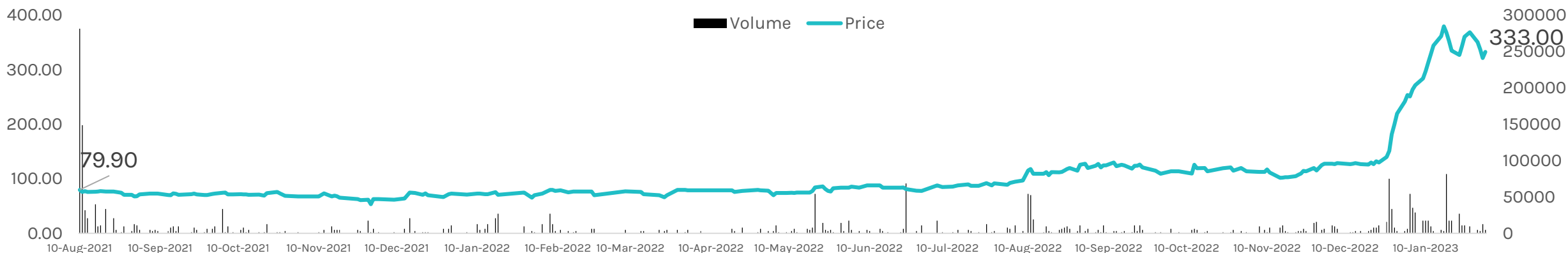
Share Price (₹)	333.00
Market Capitalization (₹ Cr)	215.18
No. of Shares Outstanding	64,62,000
Face Value (₹)	10.00
52 week High-Low (₹)	398.40 - 62.15

SHARE HOLDING PATTERN

As on 30-09-2022



SHARE PERFORMANCE FROM 10 AUGUST 2021




Source - NSE



427/428/429-A, Lodha Supremus II,
Wagle Estate, Thane West - 400 604.
Email: contact@npstx.com
Phone: 022 4100 2455
Website: <https://npstx.com>



713-B, Lodha Supremus II,
Wagle Estate, Thane West - 400 604.
Email: info@kirinadvisors.com
Phone: 022 4100 2455
Website: www.kirinadvisors.com



THANK YOU