



माझगांव डॉक शिपबिल्डर्स लिमिटेड

(भारत सरकार का उपक्रम)

Mazagon Dock Shipbuilders Ltd.

(Formerly Mazagon Dock Limited)

(A Govt. of India Undertaking)

डॉकयार्ड रोड, माझगांव, मुंबई-400 010

Dockyard Road, Mazagon, Mumbai - 400 010

Certified - ISO 9001 Company

CIN : L35100MH1934GOI002079

संदर्भ क्रमांक:

Ref. No. :

दिनांक :

Date : 10 Aug 2023

Ref: SEC/MDL/SE/BM 9/2023

To
BSE Limited
Phiroze Jeejeebhoy Towers
Dalal Street,
Mumbai- 400 001
Scrip Code: **543237**

To
National Stock Exchange of
India Limited
Exchange Plaza, C-1, Block G
Bandra Kurla Complex
Bandra (E), Mumbai - 400 051
NSE Symbol: MAZDOCK

Sub: Disclosure under Regulation 30 of SEBI(LODR) -Corporate Investors Presentation on Company's Performance for the quarter ended on 30 June 2023

Dear Sir/Madam,

With reference to the captioned subject, kindly note that Corporate Investors Presentation on Company's Performance for the quarter ended on 30 June 2023 has been uploaded on Mazagon Dock Shipbuilders Limited website, a copy of which is enclosed herewith for your reference.

This is for your information and dissemination.

Thanking You,
Yours Faithfully,
For MAZAGON DOCK SHIPBUILDERS LIMITED

VIJAYALAKS Digitally signed by
VIJAYALAKSHMI
HMI KAMAL KAMAL KUMAR
KUMAR Date: 2023.08.10
16:49:32 +05'30'

(Vijayalakshmi Kumar)
Company Secretary & compliance officer
Encl: as above



A DEPARTMENT OF
INDIAN REGISTER OF
SHIPPING

फोन +91(22) 2376 2000
Phone +91(22) 2376 3000
+91(22) 2376 4000

फैक्स (Design) +91(22) 2373 8159
Fax (Material)+91(22) 2373 8151
(Finance)+91(22) 2373 8338

(Proj-C) +91(22) 2373 8147
(East Yd.) +91(22) 2373 8333

वेबसाईट : www.mazdock.com
Website : www.mazdock.com



Mazagon Dock Shipbuilders Limited

(Government of India Enterprise, Ministry of Defence)

Investor Presentation

August 2023

www.mazagondock.in



FINANCIAL PERFORMANCE HIGHLIGHTS

Quarterly Financial Performance in Q1 of FY 23-24



Total Income

₹2,405 Cr

(Q1 FY 22-23: ₹ 2,366 Cr) ▲ 1.65%

PBT

₹383 Cr

(Q1 FY 22-23: ₹ 290 Cr) ▲ 32.06%

Standalone PAT

₹287 Cr

(Q1 FY 22-23: ₹ 217 Cr) ▲ 32.25%

EBITDA

₹404 Cr

(Q1 FY 22-23: ₹ 310 Cr) ▲ 30.32%

Operating Margin

6.93%

(Q1 FY 22-23: 6.90%) ▲ 0.43%

Consolidated PAT

₹314 Cr

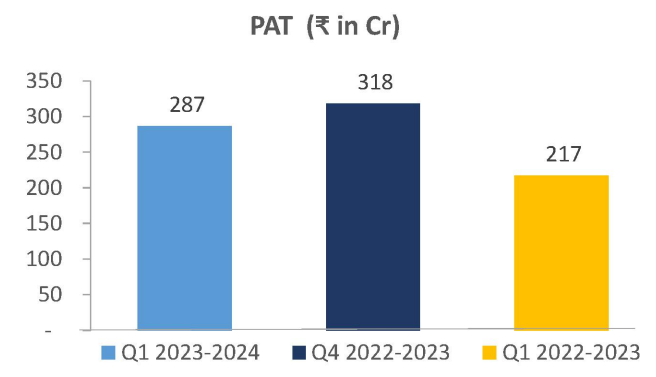
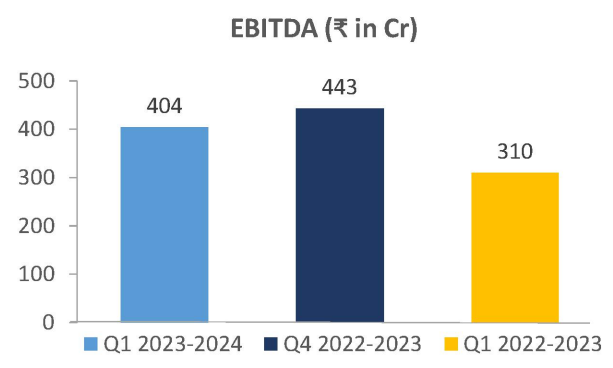
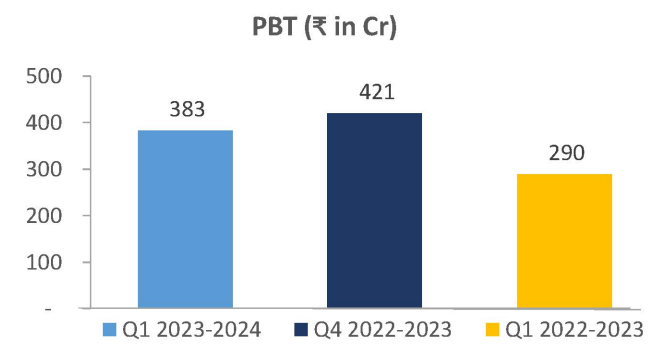
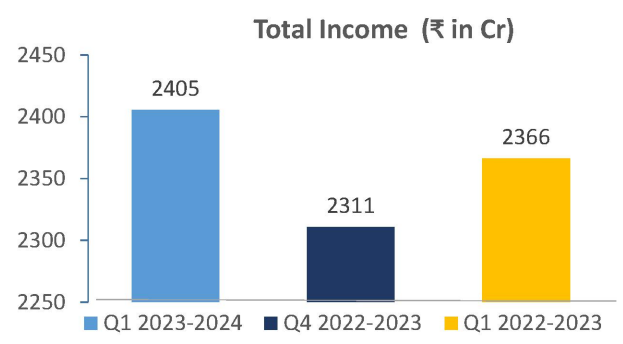
(Q1 FY 22-23: ₹ 225 Cr) ▲ 39.55%

Except PAT, Other indicators shown above are same for Standalone and Consolidated Financials

QUARTERLY FINANCIAL PERFORMANCE



Standalone

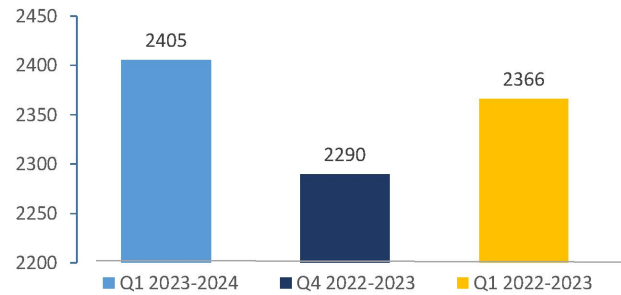


QUARTERLY FINANCIAL PERFORMANCE

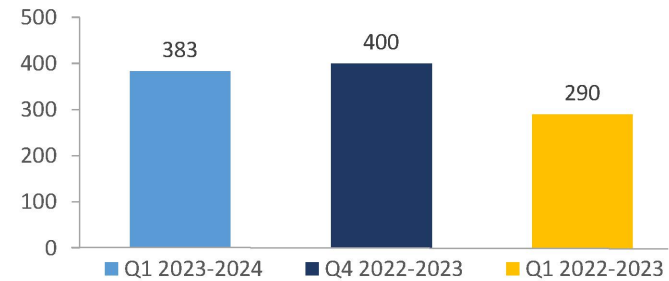


Consolidated

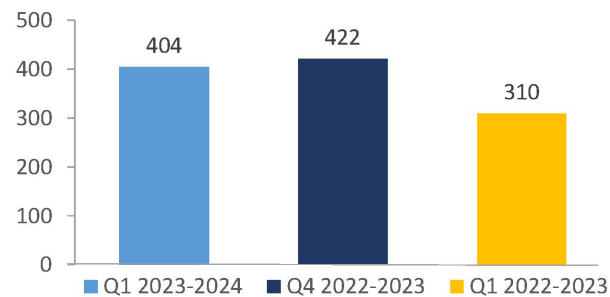
Total Income (₹ in Cr)



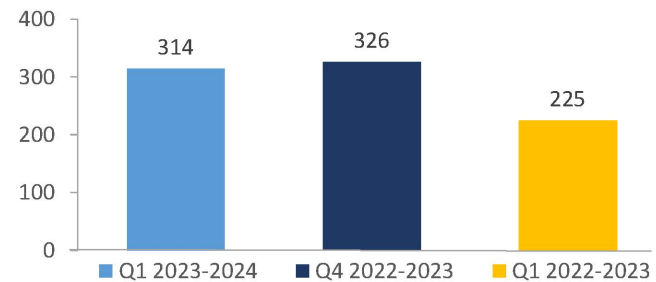
PBT (₹ in Cr)



EBITDA (₹ in Cr)



PAT (₹ in Cr)



STRONG ORDER BOOK



Particulars	Project Value (INR Cr)	Nos. (Contracted)	Client	Unexecuted Order Value (INR Cr)	Nos. (Balance to be delivered)
Shipbuilding					
P15B Destroyers	32,083	4	MoD	14,713	2
P17A Stealth Frigates	24,264	4	MoD	17,843	4
Others	126			117	
Submarine and heavy engineering					
P75 Kalvari Submarines	28,590	6	MoD	4,006	1
Medium Refit and Life Certification (MRLC) of a Submarine	3,606	2	MoD	2,438	2
Total Order Book as on 30th June, 2023				39,117*	

Shipbuilding



P15B Destroyer



P17A Stealth Frigates

Submarine & Heavy Engineering



P75 Kalvari Submarines

Healthy Order Book provides Execution Stability and consistent Cash availability

MAJOR EVENTS



- Placed order for Floating Dry Dock at Capex allocation of ₹ 496 Cr



- Received order for Medium Refit and Life Certification for INS Shankush. #Order Value of ₹ 2,725 Cr

AWARDS



Shri Sanjeev Singhal D(F), MDL
Conferred 7th CMA Award 2022 by ICMAI for
Best CFO, Category VI – Public Manufacturing Large



Thank You
