



DILIP BUILDCON LIMITED
INFRASTRUCTURE & BEYOND

Date: May 28, 2021

To
BSE Limited
Listing Department
P.J Tower, Dalal Street
Mumbai – 400001

Stock Symbol -540047

To
National Stock Exchange of India Ltd.
Exchange Plaza, C-1, Block G
BandraKurla Complex,
Bandra (E), Mumbai – 400051


Stock Symbol –DBL

Sub: -Investor Presentation

Pursuant to the provisions of the SEBI (Listing Obligations and Disclosure Requirements) Regulations, 2015, as amended from time to time, please find enclosed herewith a copy of the Investor Presentation for the quarter and financial year ended March 31, 2021. The said presentation is also available on the Company website at www.dilipbuildcon.com.

We request you to take the said investor presentation on your record.

For Dilip Buildcon Limited


Abhishek Shrivastava
Company Secretary
A-19703



Encl: Investor Presentation



ISO 9001:2015
CIN No. L45201MP2006PLC018689

Regd. Office :

Plot No. 5, Inside Govind Narayan Singh Gate,
Chuna Bhatti, Kolar Road, Bhopal - 462 016 (M.P.)
Ph. : 0755-4029999, Fax : 0755-4029998

E-mail : db@dilipbuildcon.co.in, Website : www.dilipbuildcon.com



DILIP BUILDCON LIMITED
INFRASTRUCTURE & BEYOND

Dilip Buildcon Limited



Earnings Presentation
Q4FY21

Table of Content

01

Business Highlights

Page No: 03

02

Standalone Financial Highlights

Page No: 14

03

Consolidated Financial Highlights

Page No: 25

04

Divestment

Page No: 27

05

Key Project Updates

Page No: 30

06

Company Overview

Page No: 36

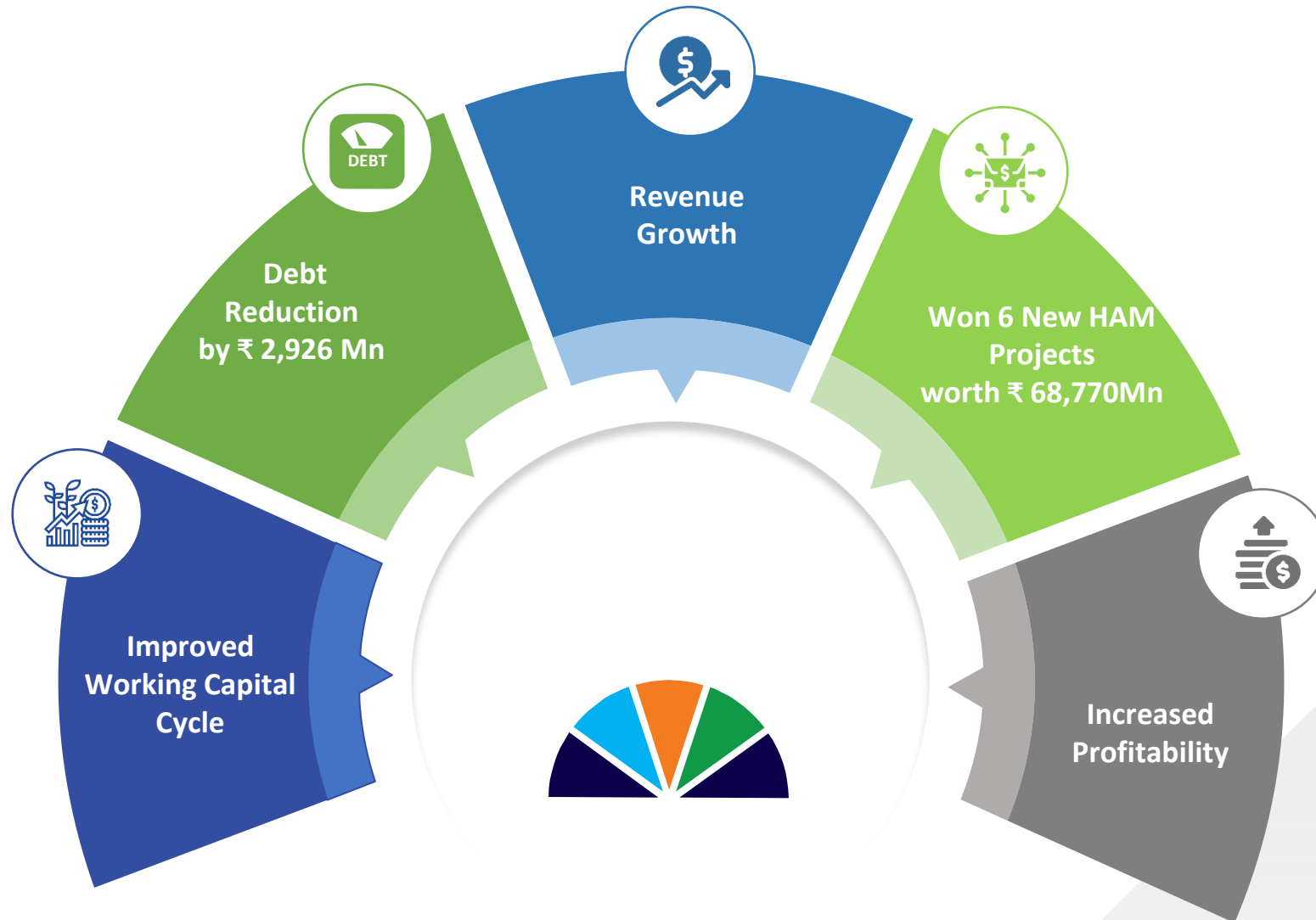


Business Highlights

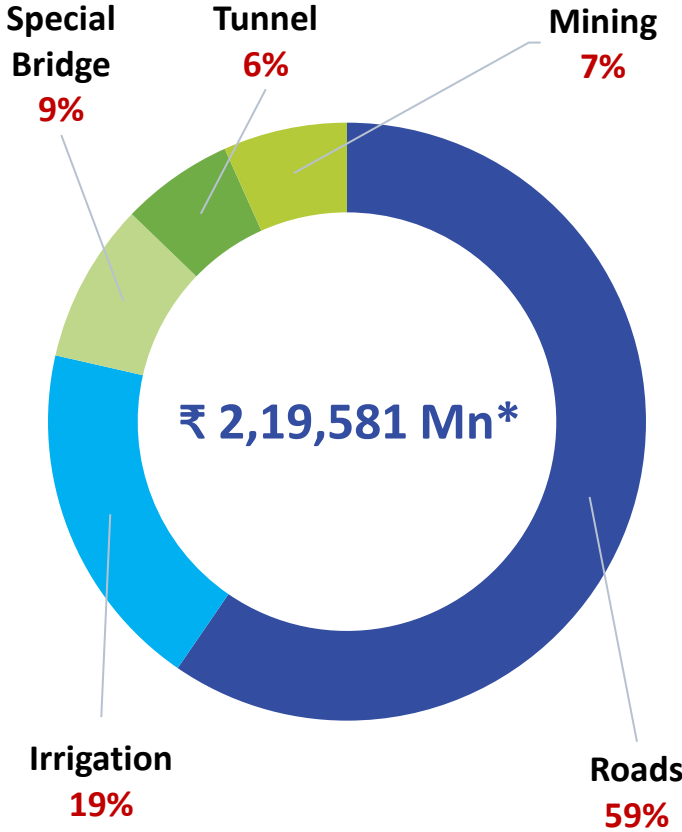


* Rs. 14,728 Mn taken for Siarmal Open Cast Project (MDO) order for 1 year , Contract value of the project is Rs. 3,68,191 Mn for 25 years

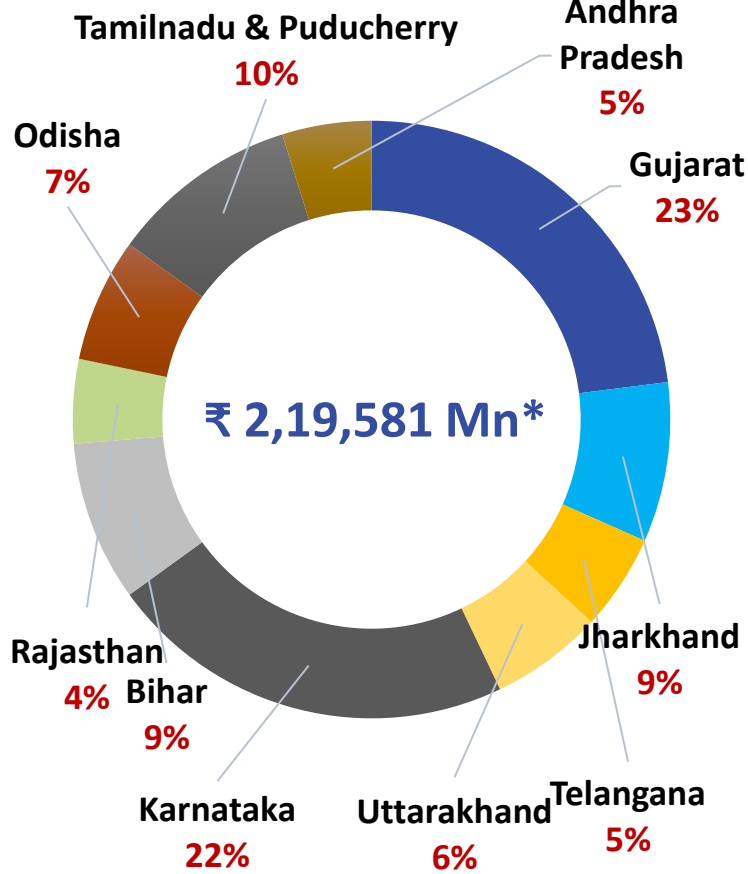
Highlights of the Quarter



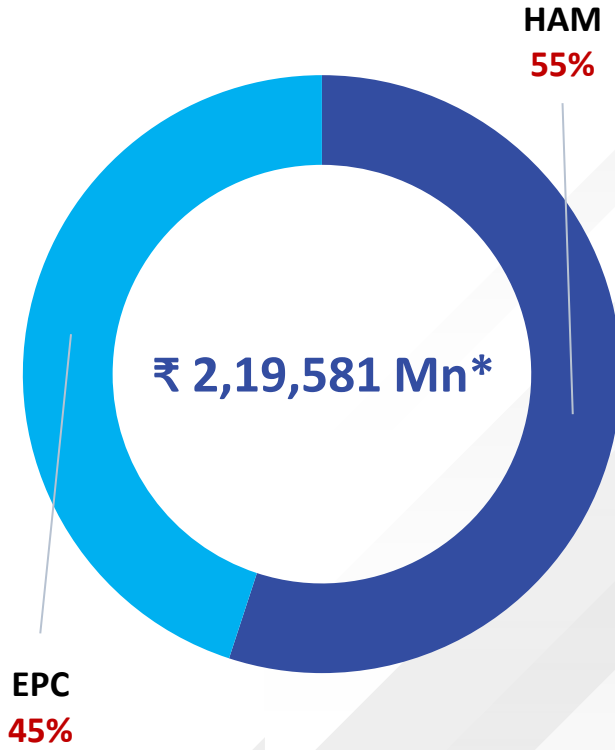
Projects won during FY21



Sector-wise Composition



Geography-wise Composition



Contract Type-wise Composition

* Rs. 14,728 Mn taken for Siarmal Open Cast Project (MDO) order for 1 year , Contract value of the project is Rs. 3,68,191 Mn for 25 years

Projects won during FY21

(₹ mn)

Project Name	Type	State	Name of Employer	Contract Value including GST	LOA Date	Period in which order Won
Bhadbhut Barrage	Irrigation	Gujarat	NWRWS	41,677	22.07.2020	Q2
Dhrol - Bhadra Patiya and Bhadra Patiya –Pipaliya section	Road	Gujarat	NHAI	8,820*	14.12.2020	Q2
Sahibganj Bypass including Ganga Bridge and Manihari	Special Bridge	Jharkhand	NHAI	19,001	15.07.2020	Q2
Repallewada to Telangana/Maharashtra border	Road	Telangana	NHAI	11,405*	14.09.2020	Q2
Construction of Tunnel, Bridge , Yard and formation work BG line between Rishikesh and Karanprayag	Tunnel	Uttarakhand	RVNL	13,349	18.08.2020	Q2
Dodaballapur Bypass to Hoskote (Package 2)	Road	Karnataka	NHAI	12,780*	26.08.2020	Q2
Narenpur to Purnea	Road	Bihar	NHAI	19,050*	09.09.2020	Q2
Delhi - Vadodara Greenfield Expressway (Pkg - 15)	Road	Rajasthan	NHAI	10,001	22.12.2020	Q3
Development and Operation of Siarmal Open Cast Project (MDO)	Mining	Odisha	Mahanadi Coalfields Limited	14,728#	04.03.2021	Q3
Bangalore Chennai Expressway (Phase-I Package-I)	Road	Karnataka	NHAI	11,600*	04.03.2021	Q4
Bangalore Chennai Expressway (Phase-I Package-II)	Road	Karnataka	NHAI	12,790*	04.03.2021	Q4
Viluppuram Puducherry	Road	Tamilnadu & Puducherry	NHAI	10,130*	17.03.2021	Q4
Puducherry Poondiyankuppam	Road	Tamilnadu & Puducherry	NHAI	12,280*	17.03.2021	Q4
Bangalore Chennai Expressway (Phase-II Package-III)	Road	Andhra Pradesh	NHAI	10,600*	Awaited	Q4
Sannur to Bikarnakette (Package-III)	Road	Karnataka	NHAI	11,370*	26.03.2021	Q4
Total				2,19,581		

* Bid Project Cost of HAM Projects

Rs. 14,728 Mn taken for Siarmal Open Cast Project (MDO) order for 1 year , Contract value of the project is Rs. 3,68,191 Mn for 25 years



Projects completed during FY21

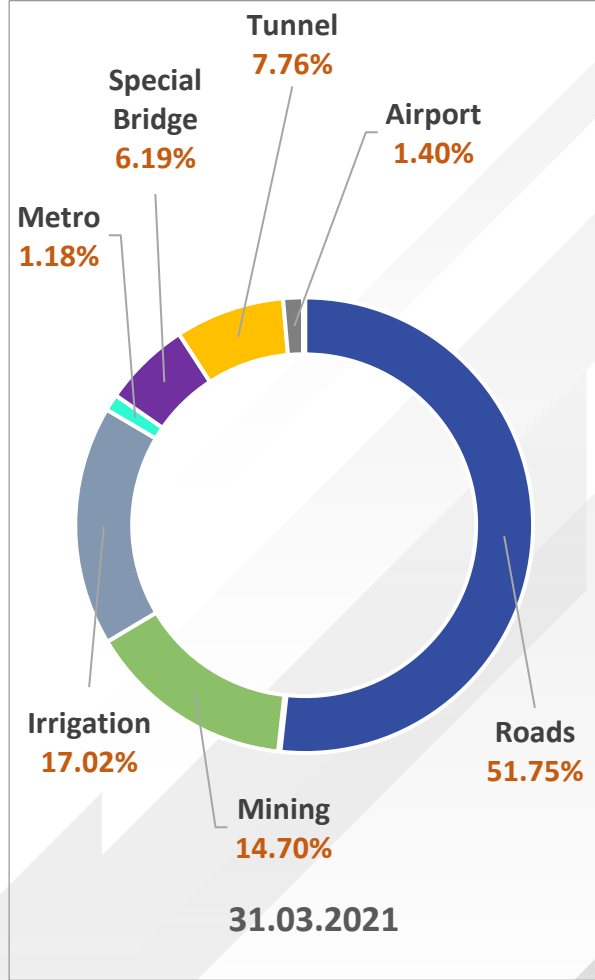
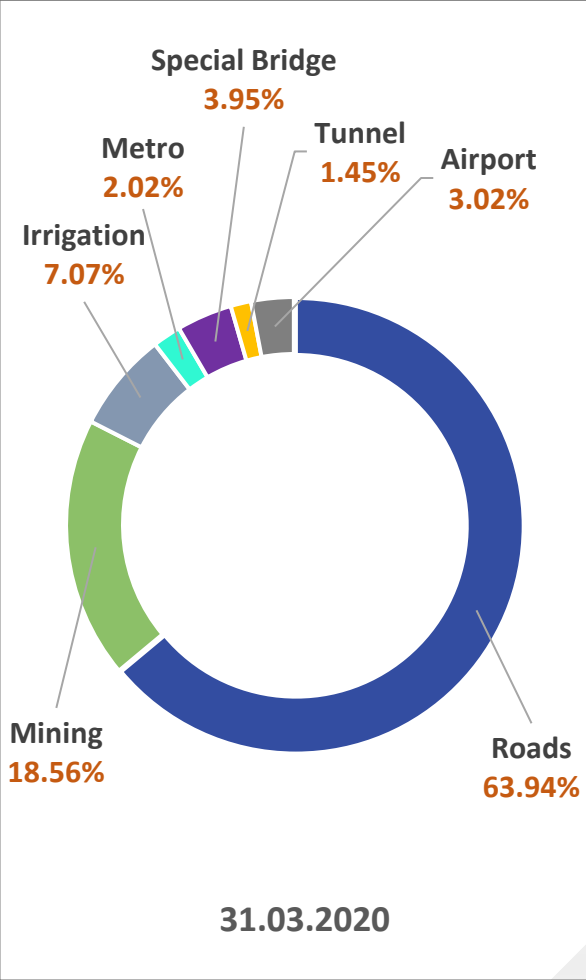
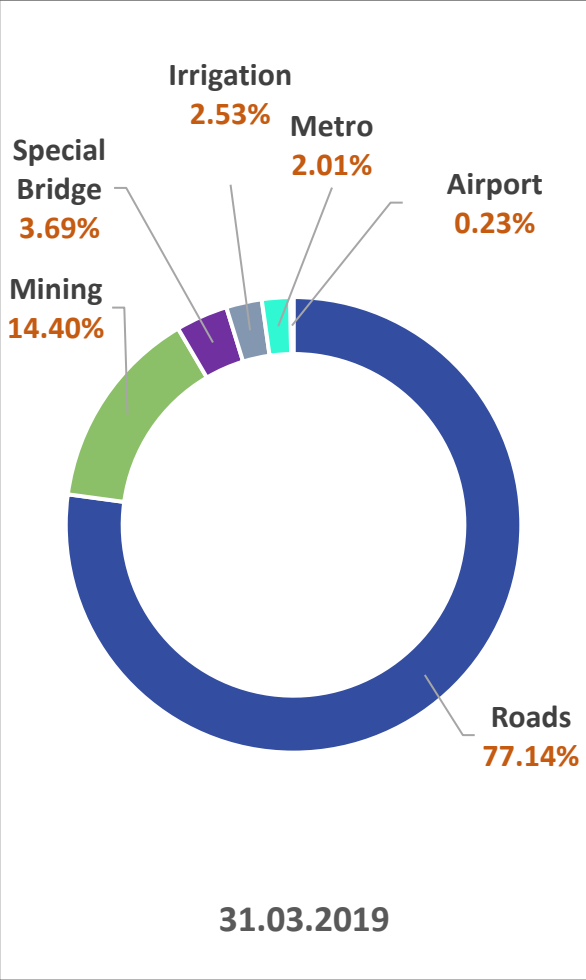
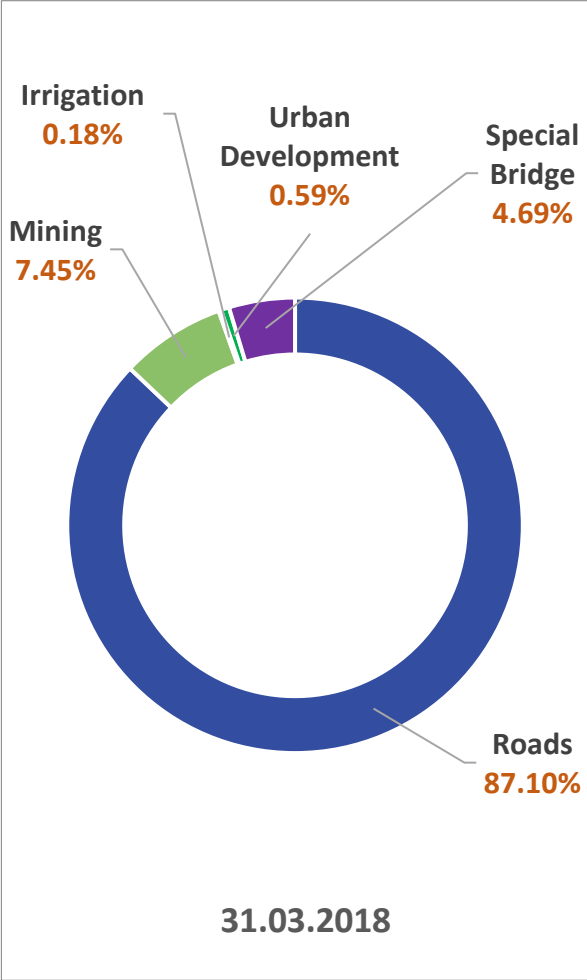
(₹ mn)

Name of the Employer	Project Name	State	Type of work	Cost of work	Length (Kms)	Scheduled Date of Completion	Actual Completion Date	Early Completion Days
NHAI	Mahagaon-Yavatmal	Maharashtra	HAM	8,578	80.20	26.08.2020	23.05.2020	95
NHAI	Byrapura-Challakere	Karnataka	HAM	5,272	49.95	30.03.2021	15.12.2020	105
NHAI	Seoni-MP/MH Border	Madhya Pradesh	EPC	6,519	29.29	07.02.2021	06.02.2021	On-time
NHAI	Karodi to Telwadi	Maharashtra	EPC	5,045	55.61	05.04.2021	06.03.2021	30



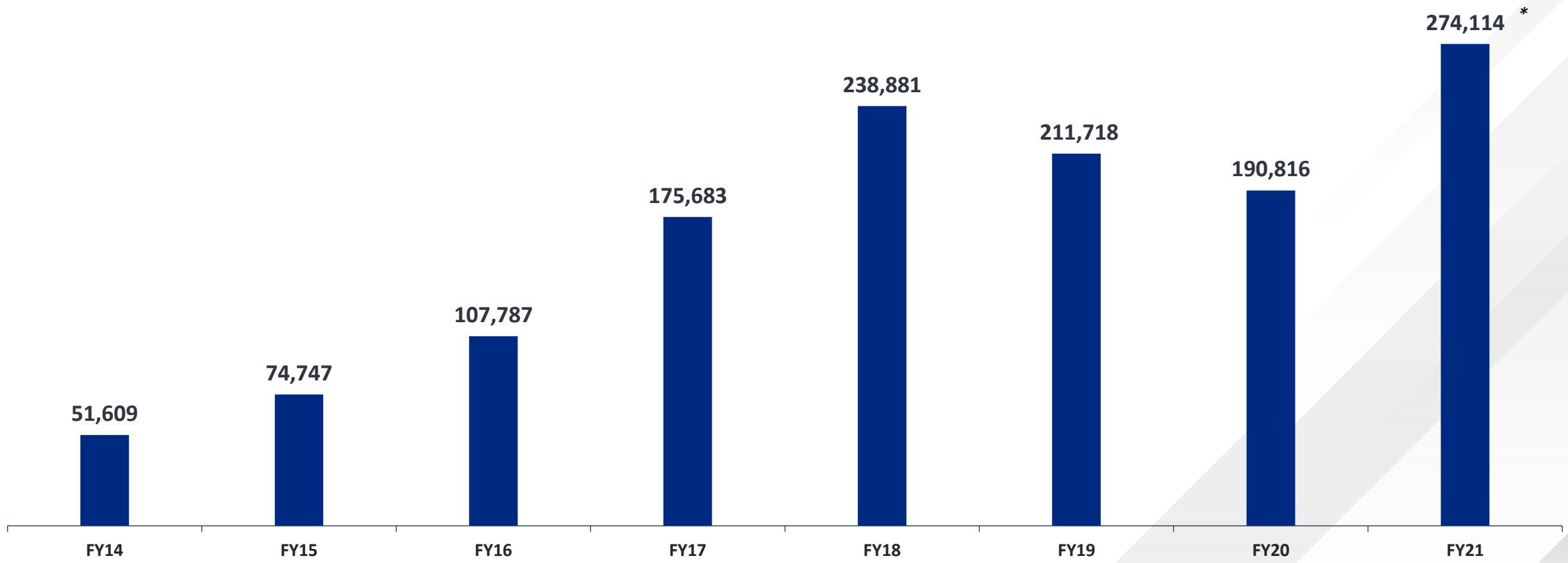
* Rs. 14,728 Mn taken for Siarmal Open Cast Project (MDO) order for 1 year , Contract value of the project is Rs. 3,68,191 Mn for 25 years

Increasing diversification



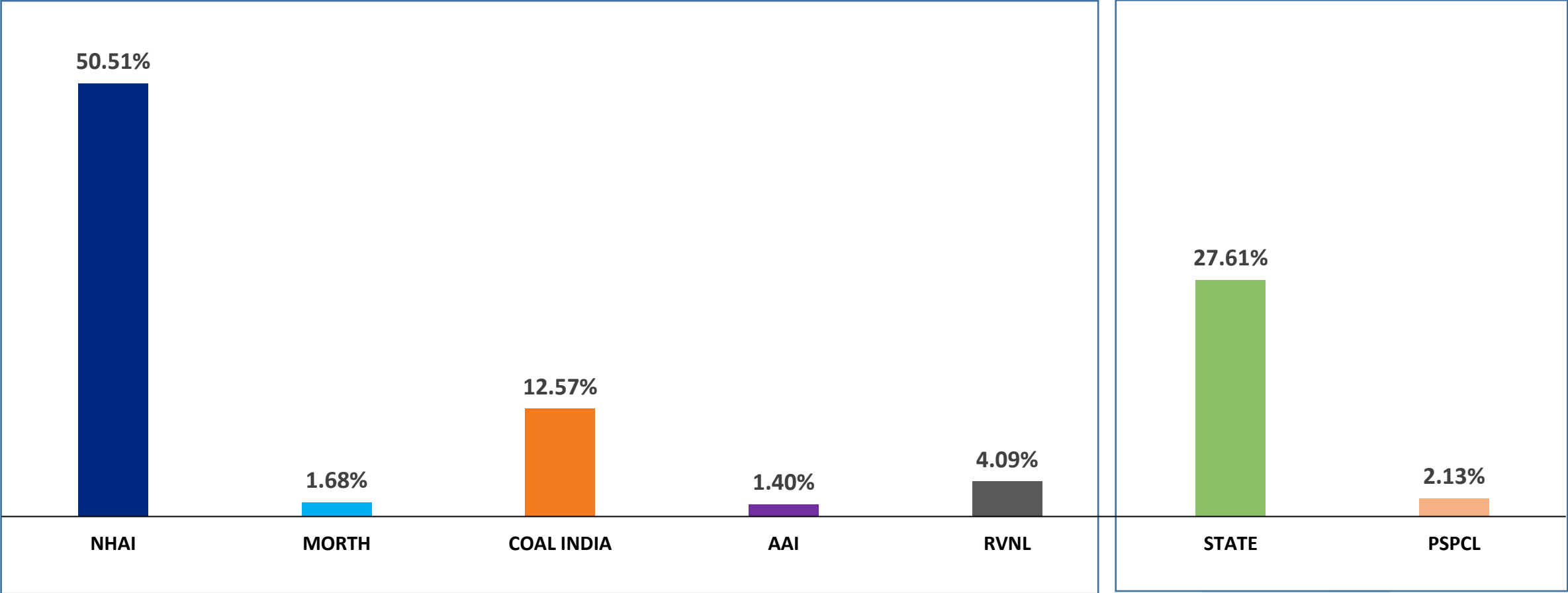
Total Order Book

(₹ mn)



* Rs. 14,728 Mn taken for Siarmal Open Cast Project (MDO) order for 1 year , Contract value of the project is Rs. 3,68,191 Mn for 25 years

Order Book – Client Wise

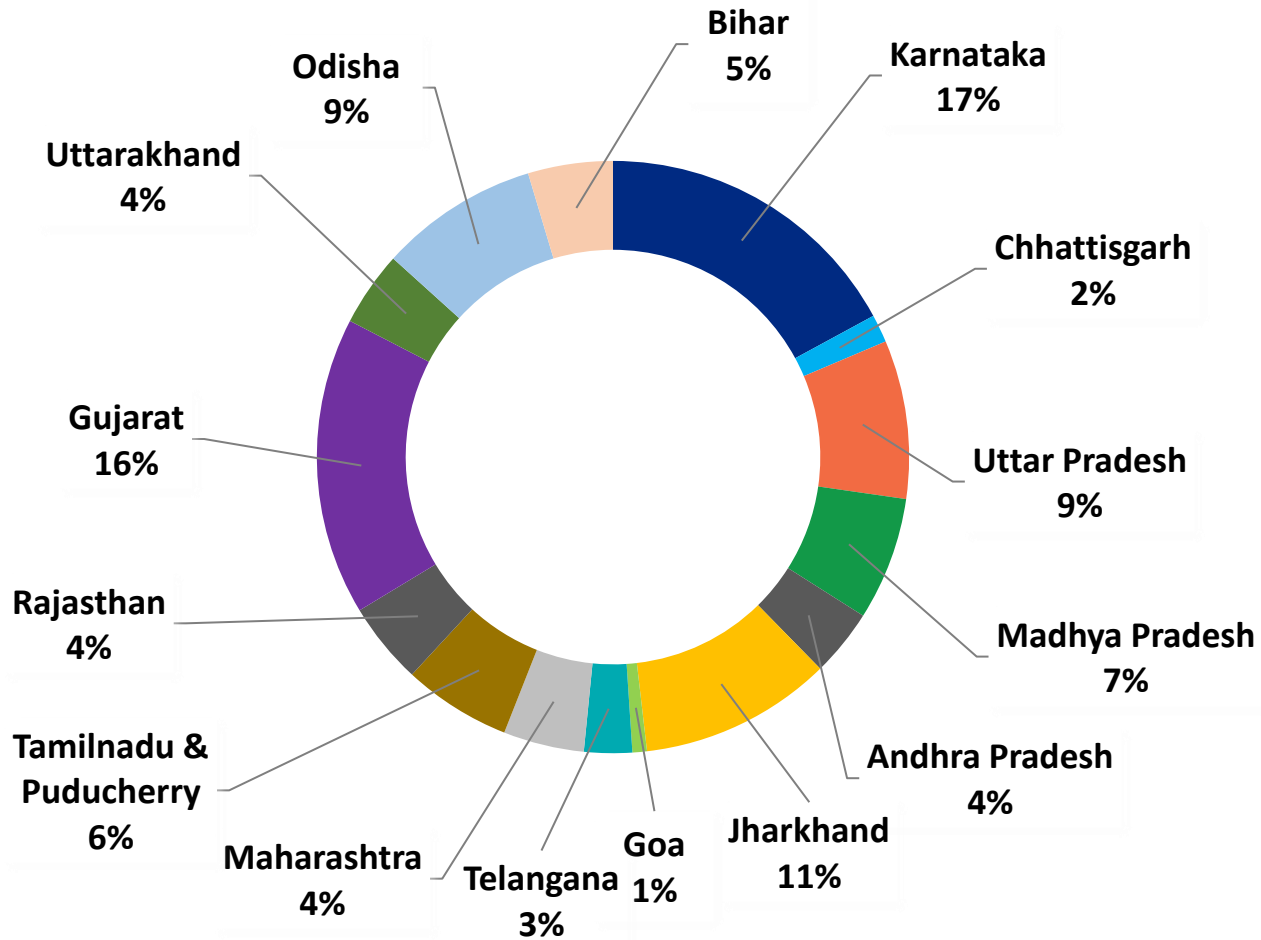


70% of the order book from the Central Government

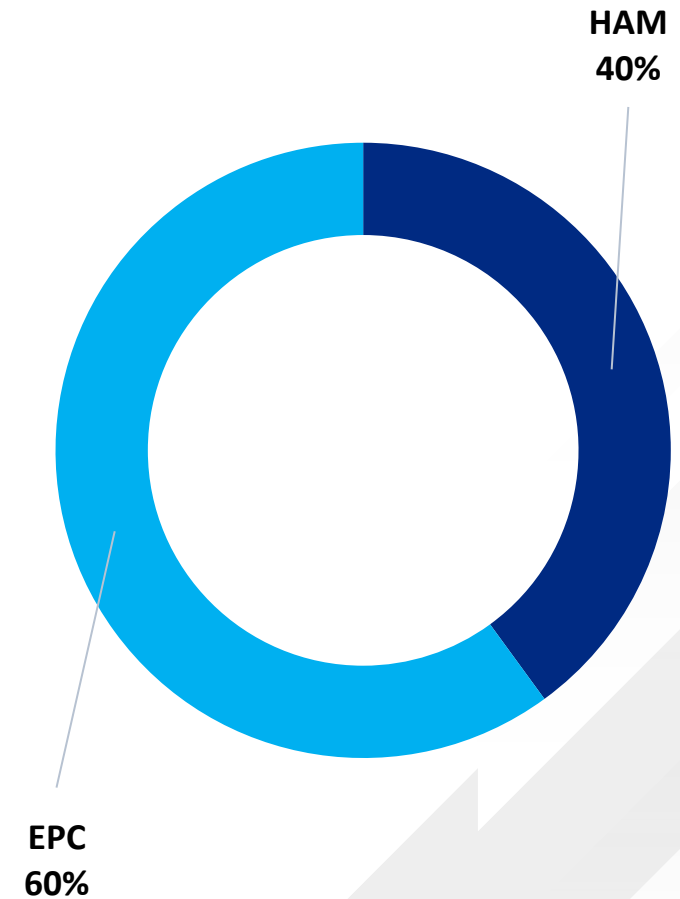
30% of the order book from the state government



Order Book Geography Wise



Order Book Contract Type Wise

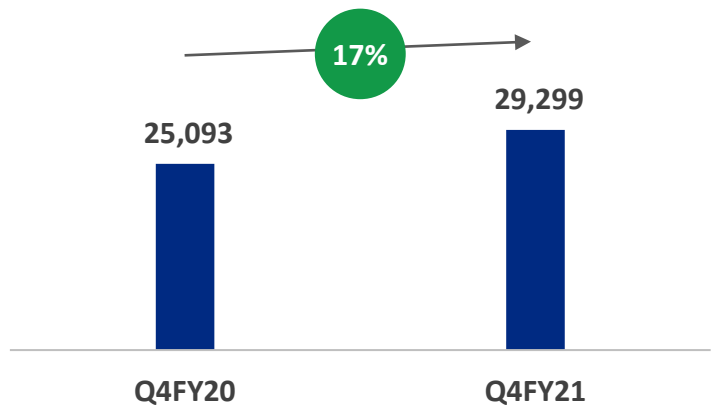




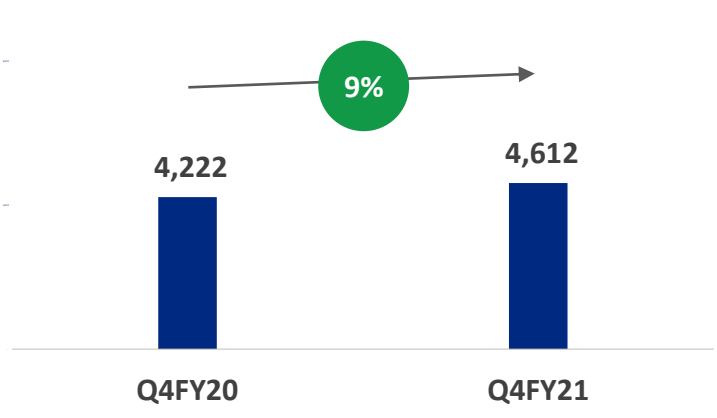
Standalone Financial Highlights

Results Summary – Q4FY21 (Standalone)

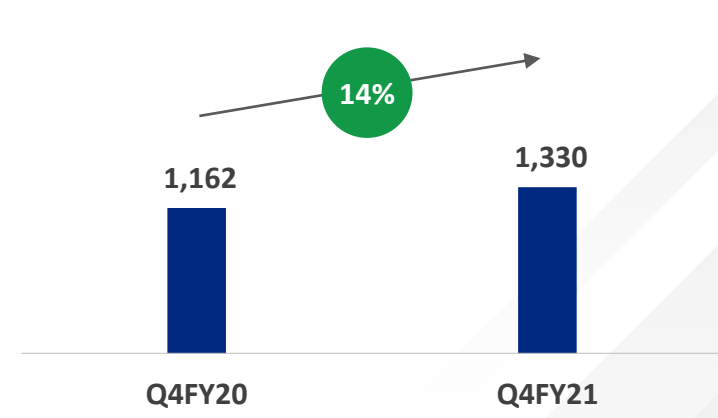
Revenue (₹ mn)







EBITDA (₹ mn)



Profit after Tax (₹ mn)

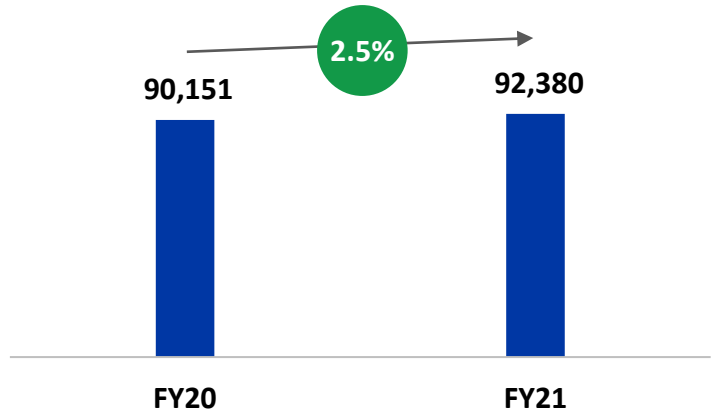


Contract Revenue Breakup

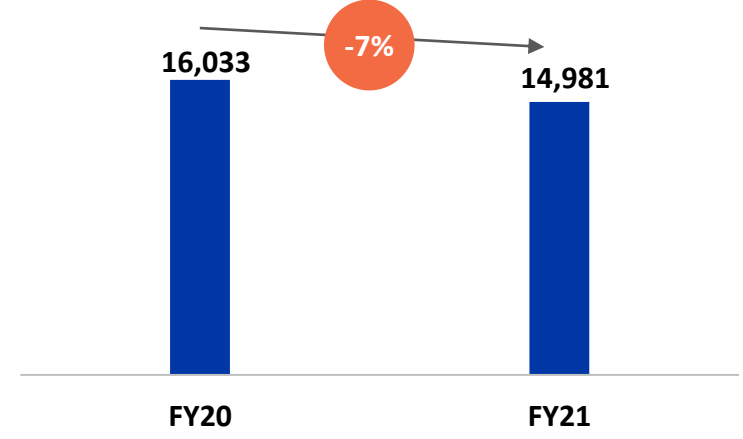
Category	Q4FY21	Change (%)	Q4FY20
 Roads, Special Bridges & Tunnels	24,814	↑ 13%	22,045
 Irrigation	1,509	↑ >100%	212
 Metros & Airports	760	↑ >100%	242
 Mining	1,958	↓ 8%	2,135

Results Summary – FY 2021 (Standalone)

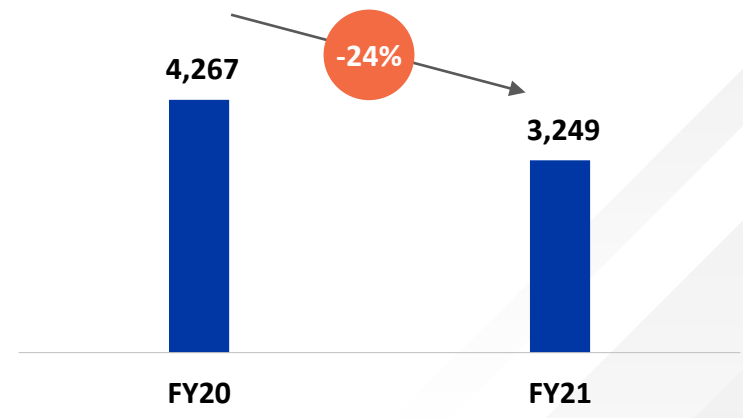
Revenue (₹ mn)



EBITDA (₹ mn)



Profit after Tax (₹ mn)



Contract Revenue Breakup

Category	FY21 Revenue (₹ mn)	FY20 Revenue (₹ mn)	% Change
Roads, Special Bridges & Tunnels	76,523	77,831	↓ 2%
Irrigation	3,888	538	↑ >100%
Metros & Airports	2,798	904	↑ >100%
Mining	7,944	9,682	↓ 18%

Result Update – Standalone

(₹ mn)

Particulars	Q4FY21	Q3FY21	Q4FY20	Y-o-Y (%)	FY21	FY20	Y-o-Y (%)
Revenue	29,299	24,729	25,093	16.76%	92,380	90,151	2.47%
Operating expenses	24,688	20,601	20,870	18.29%	77,399	74,118	4.43%
EBITDA	4,612	4,129	4,222	9.22%	14,981	16,033	-6.56%
EBITDA Margin (%)	15.74%	16.70%	16.83%	-	16.22%	17.78%	-
Other income	50	62	96	-48.15%	291	313	-7.06%
Depreciation	961	1,000	1,059	-9.24%	4,071	4,241	-4.00%
Finance Cost	1,500	1,449	1,475	1.74%	5,862	6,127	-4.33%
PB exceptional items and Tax	2,150	1,680	1,689	27.32%	5,048	5,665	-10.90%
Exceptional items	-	-	50	-	-	89	-
PBT	2,150	1,680	1,739	23.67%	5,048	5,754	-12.28%
Tax Expense	877	569	588	54.13%	1,855	1,505	23.26%
Other comprehensive income	57	-	10	-	56	17	-
PAT	1,330	1,110	1,162	14.47%	3,249	4,267	-23.86%
PATM (%)	4.54%	4.49%	4.63%	-	3.52%	4.73%	-

Standalone Profit & Loss – Q4FY21

(₹ mn)

Particulars	Standalone		Highlights
	Q4FY21	Q4FY20	
Revenue from Operations	29,250	24,997	<ul style="list-style-type: none"> ○ Revenue increased by 17% Y-o-Y basis ○ PAT increased by 14 % Y-o-Y basis ○ Depreciation decreased by 9% Y-o-Y basis
Other income	50	96	
Total Income	29,299	25,093	
Expenses			
Cost of materials consumed	23,585	20,291	
Changes in inventories of finished goods, Stock-in -Trade and work-in-progress	(482)	(262)	
Employee benefits expense	433	499	
Finance cost	1,500	1,475	
Depreciation and amortization expense	961	1,059	
Other expenses	1,152	341	
Total expenses	27,149	23,404	
Profit/(loss)before exceptional items and tax	2,150	1,689	
Exceptional items	-	50	
Profit Before Tax	2,150	1,739	
Tax expenses	877	588	
Other Comprehensive income	57	10	
Net Profit (net of other comprehensive income)	1,330	1,162	

Standalone Profit & Loss – FY21

(₹ mn)

Particulars	Standalone		Highlights
	FY21	FY20	
Revenue from Operations	92,089	89,838	<ul style="list-style-type: none"> Revenue decreased by 2.5% Y-o-Y basis
Other income	291	313	
Total Income	92,380	90,151	
Expenses			<ul style="list-style-type: none"> PAT decreased by 24% Y-o-Y basis on account of reduction in EBITDA and increase in tax
Cost of materials consumed	72,982	68,956	
Changes in inventories of finished goods, Stock-in -Trade and work-in-progress	(183)	1,175	
Employee benefits expense	1,925	1,958	
Finance costs	5,862	6,127	
Depreciation and amortization expense	4,071	4,241	
Other expenses	2,675	2,029	<ul style="list-style-type: none"> Finance Cost decreased by 4% Y-o-Y basis Depreciation decreased by 4% Y-o-Y basis
Total expenses	87,332	84,486	
Profit/(loss)before exceptional items and tax	5,048	5,665	
Exceptional items	-	89	
Profit Before Tax	5,048	5,754	
Tax expenses	1,855	1,505	
Other Comprehensive income	56	17	
Net Profit (net of other comprehensive income)	3,249	4,267	

Standalone Balance Sheet



DILIP BUILDCON LIMITED
INFRASTRUCTURE & BEYOND

(₹ mn)

Particulars	Mar'21	Dec'20	Mar'20
ASSETS			
Non-current assets			
(a) Property, plant and equipment	18,954	18,790	20,010
(b) Capital work in progress	1	12	43
(c) Other Intangible Assets	196	213	265
(d) Financial assets			
(i) Investments	10,447	10,012	11,444
(ii) Other	3,059	3,269	3,500
(e) Deferred tax assets (net)	358	466	196
(f) Other non-current asset	4,362	4,944	5,612
Total Non-current assets	37,377	37,708	41,071
Current assets			
(a) Inventories	30,294	29,128	26,309
(b) Financial assets			
(i) Trade receivables	11,047	15,257	12,397
(ii) Cash and cash equivalent	2,922	2,876	3,219
(iii) Loans	7,711	8,497	5,880
(iv) Others financial assets	5,874	5,476	5,451
(c) Current tax asset (net)	1,908	1,746	1,429
(d) Other current assets	12,601	11,764	14,465
Total Current Assets	72,357	74,745	69,149
Non-current assets held for sale	2,520	3,602	1,551
TOTAL ASSETS	1,12,254	1,16,054	1,11,772

Particulars	Mar'21	Dec'20	Mar'20
EQUITY AND LIABILITIES			
Equity			
(a) Equity share capital	1,368	1,368	1,368
(b) Other equity	37,804	36,475	34,692
Total Equity	39,172	37,842	36,060
Liabilities			
Non-current liabilities			
(a) Financial liabilities			
(i) Borrowings	6,173	7,624	7,727
(ii) Other Financial liabilities	214	94	-
(b) Provisions	807	1,176	957
(c) Other non-current liabilities	6040	5,641	9,697
Total Non current liabilities	13,234	14,534	18,381
Current liabilities			
(a) Financial liabilities			
(i) Borrowings	21,248	22,048	19,622
(ii) Trade payable	20,630	19,272	16,389
(iii) Other financial liabilities	8,818	9,409	7,281
(b) Other current liabilities	6,474	9,165	12,331
(c) Provisions	158	181	157
Total Current liabilities	57,328	60,075	55,780
Liabilities in respect of non current assets classified as held for sale	2,520	3,602	1,551
Total Liabilities	73,082	78,212	75,712
TOTAL EQUITY AND LIABILITIES	1,12,254	1,16,054	1,11,772

Standalone Cash flow – FY21



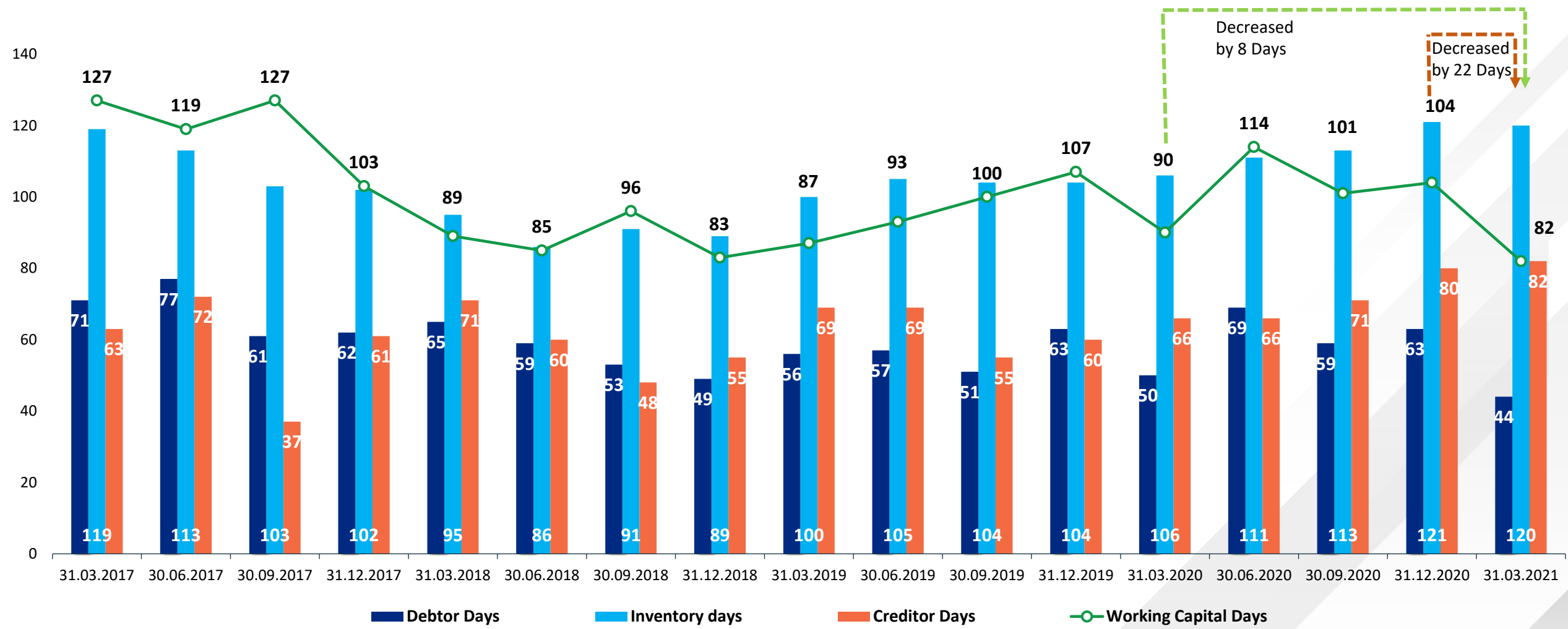
(₹ mn)

Particulars	9MFY21	Q4FY21	FY21
CASH FLOW FROM OPERATING ACTIVITIES			
Net profit before tax as per Statement of Profit and Loss	2,897	2,151	5,048
Adjustments for:			
Depreciation	3,110	961	4,071
Interest Income	(236)	(49)	(285)
(Profit)/Loss on sale of fixed assets	30	17	47
Interest expense	4,362	1,500	5,862
Provision for Doubtful Debts	50	100	150
Remeasurements gains /(losses) on post-employment benefits	(1)	87	86
Operating Profit Before Working Capital Changes	10,212	4,767	14,979
Working Capital Changes			
(Increase)/Decrease in Current and Non- Current Assets	(5,496)	2,881	(2,615)
Increase/(Decrease) in Current and Non-Current Liabilities	(1,971)	(1,858)	(3,829)
Increase/(Decrease) in Provisions	243	(391)	(148)
Cash generated from operations	2,987	5,399	8,386
Income tax paid	(841)	(555)	(1,396)
NET CASH GENERATED FROM OPERATING ACTIVITIES (TOTAL A)	2,147	4,843	6,990

Particulars	9MFY21	Q4FY21	FY21
CASH FLOW FROM INVESTMENT ACTIVITIES			
Purchase of Fixed Assets	(2,019)	(1,255)	(3,274)
Sale of Fixed Assets	151	131	282
Expenditure on Capital work in progress	31	11	42
Purchase of Investments	(933)	(372)	(1,305)
Sale of Investments	314	1,020	1,334
Interest Received	236	49	285
NET CASH USED IN INVESTING ACTIVITIES (TOTAL B)	(2,220)	(417)	(2,637)
CASH FLOW FROM FINANCING ACTIVITIES			
(Repayment) / Proceeds of / from Long Term Borrowings (net)	(103)	(1,451)	(1,554)
(Repayment) / Proceeds of / from Short Term Borrowings (net)	2,426	(800)	1,626
Repayment) / Proceeds of / from Current Maturities of Long Term Borrowings (net)	1,905	(628)	1,277
Interest paid	(4,362)	(1,500)	(5,862)
Dividend Paid	(137)	-	(137)
NET CASH USED IN FINANCING ACTIVITIES (TOTAL C)	(270)	(4,380)	(4,650)
NET INCREASE/(DECREASE) OF CASH & CASH EQUIVALENTS (A+B+C)	(343)	46	(297)

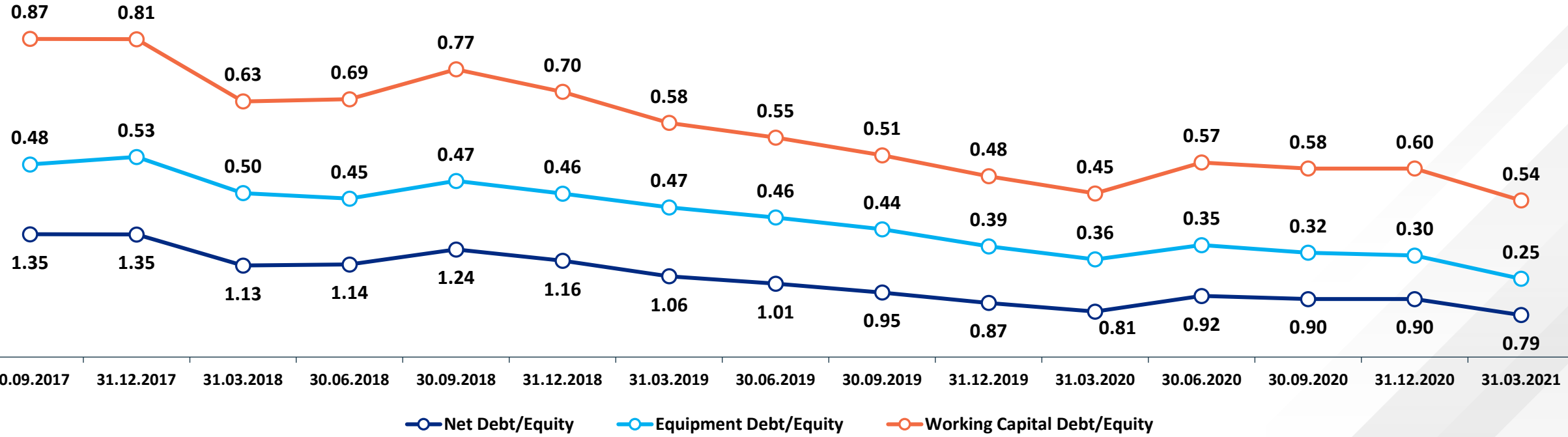
Net Operating Cash flow of ₹ 6,990 Mn generated during FY21

Net Working Capital Days – Quarterly



Net Working Capital days decreased by 8 days from Mar'20 to Mar'21 and 22 days from Dec'20 to Mar'21

Net Debt to Equity Ratio – Quarterly (Working Capital & Equipment Debt)



Rs. Mn	31.03.2017	30.06.2017	30.09.2017	31.12.2017	31.03.2018	30.06.2018	30.09.2018	31.12.2018	31.03.2019	30.06.2019	30.09.2019	31.12.2019	31.03.2020	30.06.2020	30.09.2020	31.12.2020	31.03.2021
Net Debt	24,497	25,707	27,935	30,136	27,800	30,891	34,473	34,749	33,876	33,432	31,796	30,481	29,343	33,586	33,335	33,915	30,988
Equity	18,529	19,751	20,744	22,394	24,571	27,125	27,762	29,848	32,044	33,214	33,626	34,898	36,060	36,431	36,869	37,842	39,172

Net Debt reduced by ₹ 2,926 Mn from Dec'20 to Mar'21

Effective tax rate for FY 2021-22 will be ~35%. However, Company does not envisage additional payouts towards tax over and above available MAT credit and TDS

MAT credit unutilized as on 31st March 2021 is ₹. 2,402 Mn

Effective tax rate for FY 21 is 36.75%

Company is not opting for concessional rate of tax u/s 115BAA as it will result into higher cash outflow due to non-allowability of MAT credit



Consolidated Financial Highlights

Consolidated Profit & Loss – Q4/FY21

Particulars (₹ mn)	Q4FY21	Q3FY21	Q4FY20	Y-o-Y (%)	FY21	FY20	Y-o-Y (%)
Revenue from Operations	31,355	27,462	27,297	14.87%	1,01,683	97,249	4.56%
Other income	80	127	108	-26.00%	422	377	12.07%
Total Income	31,435	27,589	27,405	14.71%	1,02,105	97,626	4.87%
Expenses							
Cost of materials consumed	24,364	20,016	20,747	17.44%	75,721	70,834	6.90%
Changes in inventories of finished goods, Stock-in -Trade and work-in-progress	(451)	(45)	(268)	-	(193)	1,176	-
Employee benefits expense	450	535	511	-12.01%	1,982	1,994	-0.59%
Finance costs	2,524	3,239	2,841	-11.19%	11,733	11,356	3.32%
Depreciation and amortization expense	990	1,111	1,162	-14.78%	4,429	4,705	-5.85%
Other expenses	1,149	652	493	>100%	2,888	2,571	12.36%
Total expenses	29,025	25,507	25,486	13.89%	96,562	92,635	4.24%
Profit/(loss)before exceptional items and tax	2,409	2,082	1,919	25.55%	5,543	4,991	11.07%
Exceptional items	114	(26)	673	-	321	699	-
Profit Before Tax	2,524	2,056	2,592	-2.62%	5,865	5,690	3.08%
Tax expenses	836	237	682	22.65%	1,681	1,642	2.38%
Share of Profit / (Loss) of associates	174	3	1	-	182	7	-
Other Comprehensive income	57	-	11	-	56	18	-
Net Profit (net of other comprehensive income)	1,919	1,822	1,922	-	4,421	4,072	8.58%



Divestment

The Company has 12 HAM Assets which are either committed or at an advance stage of Monetisation

FY-21-22

Expected Divestment
Consideration
~ ₹ 9,000 Mn

FY-22-23

Expected Divestment
Consideration
~ ₹ 11,000 Mn



Equity Tracker for HAM & Coal Projects

(₹ mn)

Particulars	Requirement	Actual Invested Till Mar-21	FY 21-22 Projected	FY 22-23 Projected	FY 23-24 Projected
Investment in 12 HAM projects – Awarded in 2018	15,640	13,826	1,814	-	-
Investment in 5 HAM projects - Awarded in 2020	5,362	956	2,261	1,781	364
Investment in 6 HAM projects - Awarded in 2021 #	6,474	-	3,237	1,295	1,942
Investment for Siarmal Coal Project #	4,000*	-	500	1,000	1,000
Investment for Pachhwara Coal Project ##	565	-	565	-	-
Total Equity Commitment	32,041	14,782	8,377	4,076	3,306

Subject to Financial Closure

Subject to final verdict from Honourable supreme court

* Remaining Investment would be Rs.1,500 Mn for FY 2025.



Key Project Updates

Hybrid Road Projects – Progress

(₹ mn)

Sr. No	Project Name	Payment Milestone (Grant)	Appointed Date	Milestone Plan		Milestone Achieved		Early Achieved (Days)	% of work done as on 30.04.2021
				Date	Days	Date	Days		
1	DBL Anandpuram Anakapalli Highways Pvt. Ltd.	4th PM, 75% Progress	04.01.2019	23.05.2021	870	17.03.2021	803	67	77.67
2	DBL Chandikhole Bhadrak Highways Pvt. Ltd.	3rd PM, 50% Progress	16.12.2018	06.10.2020	660	04.01.2021	750	(90)	61.07
3	DBL Rewa Sidhi Highways Pvt. Ltd.	4th PM, 75% Progress	14.12.2018	08.03.2022	1180	08.03.2021	815	365	79.70
4	DBL Mangloor Highways Pvt. Ltd.	4th PM, 75% Progress	12.04.2019	11.01.2021	640	04.01.2021	633	7	89.03
5	DBL Borgaon Watambare Highways Pvt. Ltd.	4th PM, 75% Progress	22-04-2019	11-01-2021	630	04-12-2020	592	38	89.95
6	DBL Bangalore Nidagatta Highways Pvt. Ltd.	4th PM, 75% Progress	14.05.2019	02.07.2021	780	04.03.2021	660	120	79.05
7	DBL Sangli Borgaon Highways Pvt. Ltd.	3rd PM, 50% Progress	23.05.2019	22.10.2020	518	08-01-2021	596	(78)	61.84
8	DBL Mangalwedha Solapur Highways Pvt. Ltd.	4th PM, 75% Progress	23.05.2019	11.02.2021	630	04-03-2021	651	(21)	83.15
9	DBL Gorhar Khairatunda Highways Pvt. Ltd.	4th PM, 75% Progress	19.07.2019	18.02.2021	580	17-02-2021	579	1	82.83
10	DBL Bellary Byrapura Highways Pvt. Ltd	3rd PM, 50% Progress	24.10.2019	15.01.2021	449	07-01-2021	441	8	77.16
11	DBL Nidagatta Mysore Highways Pvt. Ltd	3rd PM, 50% Progress	10.12.2019	14.07.2021	582	07-01-2021	394	188	60.47

Hybrid Road Projects – Progress

(₹ mn)

Sr. No	Project Name	Payment Milestone (Grant)	Appointed Date	Milestone Plan		Milestone Achieved		Early Achieved (Days)	% of work done as on 30.04.2021
				Date	Days	Date	Days		
1	Pathrapali Kathghora Highways Private Limited	1st PM, 10% Progress	04.12.2020	25.03.2021	111	22-03-2021	108	3	14.59
2	Dodaballapur-Hoskote Highways Private Limited	1st PM, 10% Progress	22.02.2021	21.06.2021	119	-	-	-	-
3	Repallewada Highways Private Limited	1st PM, 10% Progress	01.03.2021	17.08.2021	169	-	-	-	-
4	Narenpur Purnea Highways Private Limited	1st PM, 10% Progress	18.03.2021	03.09.2021	169	-	-	-	-

Key Outstanding Road EPC Projects

(₹ mn)

Project name	Type	Contract Value	Outstanding Order Book as on 31.03.2021	Length (Kms)	LOA Date	Date of Start	Schedule Date of Completion with EOT
Dagmagpur-Lalganj (Package 2)	Road	6,875	643	47.70	Mar-18	Dec-18	Sep-21
Lalganj-Hanumana (Package 3)	Road	6,045	1,184	43.40	Mar-18	Feb-19	Oct-21
Nagpur Mumbai Super Communication Expressway (Package 12)	Road	16,980	6,966	45.65	Aug-18	Jan-19	Jan-22
Varanasi to Dagmagpur (Package 1)	Road	5,987	3,064	34.00	Feb-18	Aug-19	May-22
Saoner-Dhapewada-Kalmeshwar-GondKhairi	Road	4,286	687	28.88	Mar-19	Aug-19	Nov-21
Bundelkhand Expressway Project, Package-VI	Road	13,621	8,490	45.28	Nov-19	Jan-20	Jan-23
Gorakhpur Link Expressway Project, Package-II	Road	12,500	10,338	43.04	Nov-19	June-20	Dec-23

Airport ,Mining and Irrigation Projects

Airport

(₹ mn)

Project name	Type	Contract Value	Outstanding Order Book as on 31.03.2021	LOA Date	Date of Start	Schedule date of Completion
Construction of New Greenfield Airport at Hirasar, Rajkot	Airport	5,701	3,844	Feb-20	Feb-20	Aug-22

Mining

Project name	Type	Contract Value	Outstanding Order Book as on 31.03.2021	LOA Date	Date of Start	Schedule date of Completion
Jayant OCP of NCL	Mining	7,175	1,294	Sep-18	Oct-18	Oct-21
Pachhwara Central Coal Block – PSPCL	Mining	5,847	5,847	Aug-18	Awaited	
Samaleswari OCP of MCL	Mining	8,478	7,897	Dec-18	Jan-19	Jan-24
Overburden Removal – Nigahi OCP of NCL	Mining	17,989	12,784	Dec-19	Jan-20	Mar-24
Development and Operation of Siarmal Open Cast Project (MDO)	Mining	12,481	12,481	Mar-21	Awaited	

Irrigation

Project name	Type	Contract Value	Outstanding Order Book as on 31.03.2021	LOA Date	Date of Start	Schedule date of Completion
Navnera Barrage	Irrigation	5,366	3,311	Oct-18	Oct-18	Oct-22
Construction of Kharkai Dam at Icha	Irrigation	8,664	8,594	Aug-19	Aug-19	Aug-22
Bhadbhut Barrage	Irrigation	37,212	34,744	July-20	Oct-20	Oct-24

Special Bridges, Tunnel and Metro Projects

Special Bridge

(₹ mn)

Project name	Type	Contract Value	Outstanding Order Book as on 31.03.2021	LOA Date	Date of Start	Schedule date of Completion
Zuari Bridge -(Package II)	Special Bridge	5,454	1,053	Feb-16	April-16	Dec-21
Zuari Bridge -(Package I)	Special Bridge	4,401	856	April-16	June-16	Sep-21
Zuari Bridge -(Package III)	Special Bridge	4,176	248	April-16	June-16	Jun-21
Extra-dosed bridge across Sharavathi backwaters	Special Bridge	3,215	2,446	Jul-19	Dec-19	May-23
Sahibganj Bypass including Ganga Bridge and Manihari Bypass	Special Bridge	16,965	13,468	Jul-20	Nov-20	Oct-24

Metro

Project name	Type	Contract Value	Outstanding Order Book as on 31.03.2021	LOA Date	Date of Start	Schedule date of Completion
Bhopal Metro	Metro	2,206	1,290	Oct-18	Nov-18	Dec-22
Indore Metro	Metro	2,044	1,956	Oct-18	Dec-18	Oct-22

Tunnel

Project name	Type	Contract Value	Outstanding Order Book as on 31.03.2021	LOA Date	Date of Start	Schedule date of Completion
Rishikesh to Karanprayag (Package 9)	Tunnel	11,919	11,216	Aug-20	Sep-20	Nov-24
Delhi - Vadodara Greenfield Expressway (Pkg - 15)	Tunnel	8,929	8,929	Dec-20	Awaited	



Company Overview



Pan India presence
19 states & 1 Union Territory



No subcontracting, vertically integrated and use of technology



Largest owner of Construction equipment's
12,746



Diversified areas of expertise
Roads, bridges, buildings, metros, dams, canals, water supply & mining



Largest employer in construction industry
34,262 employees



Best project executors
~90% projects before time



Early completion bonus
FY 2012 to 2021
₹ 5,655 mn

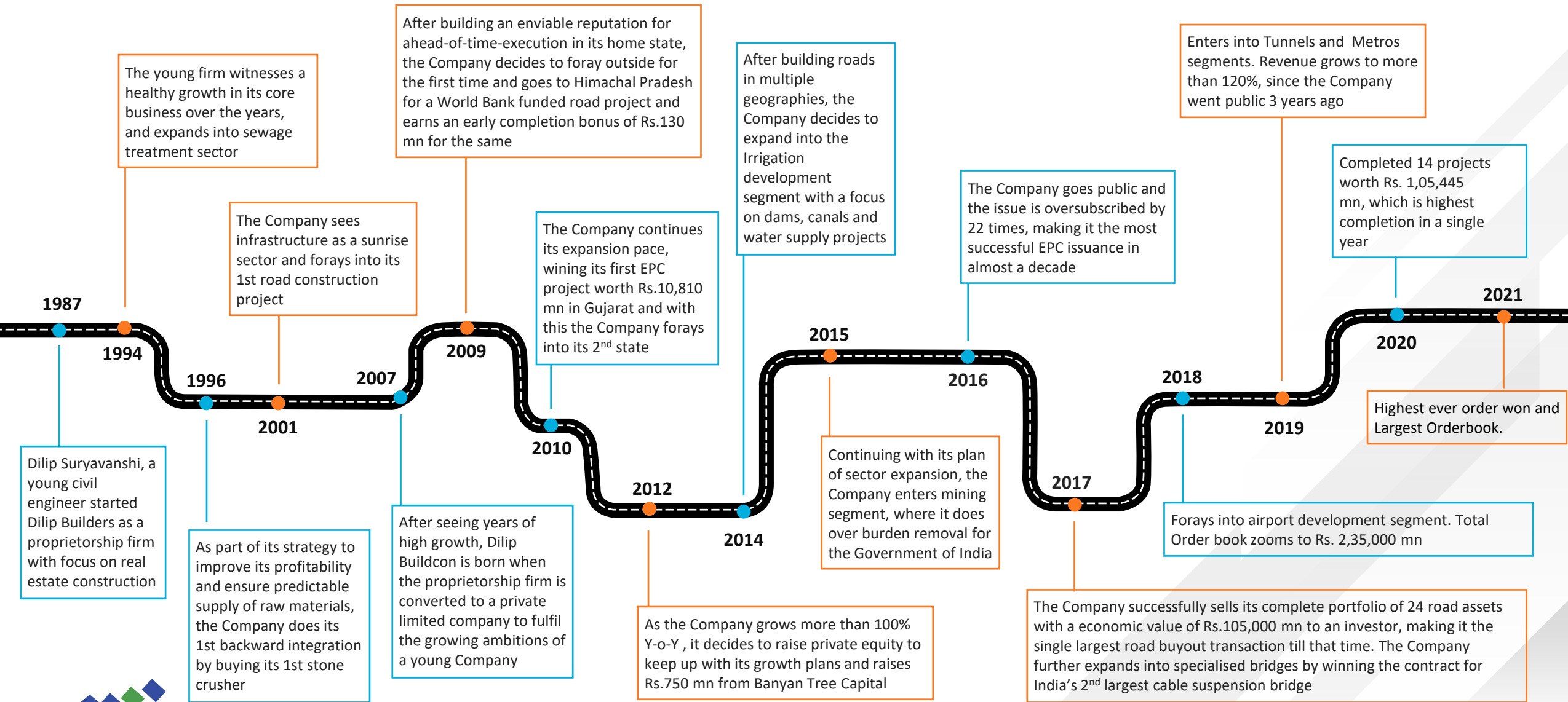


Revenue growth 5 years
CAGR of 18%

Our Journey



DILIP BUILDCON LIMITED
INFRASTRUCTURE & BEYOND



Pan India Project Execution Capability



DILIP BUILDCON LIMITED
INFRASTRUCTURE & BEYOND

(₹ mn)



State	Completed	Ongoing Gross	Ongoing Net
Andhra Pradesh	29,045	21,305	10,048
Bihar	-	12,699	12,699
Chhattisgarh	7,038	8,127	4,193
Goa	1,250	14,031	2,157
Gujarat	9,589	48,894	44,571
Haryana	4,637	-	-
Himachal Pradesh	1,187	-	-
Jharkhand	10,071	37,532	28,768
Karnataka	19,606	79,256	46,848
Maharashtra	52,099	42,619	12,089
Madhya Pradesh	1,16,060	35,467	18,443
Odisha	-	30,916	23,802
Punjab	12,555	-	-
Rajasthan	9,433	14,296	12,240
Telangana	15,556	13,070	7,189
Tamilnadu	2,520	-	-
Tamilnadu & Puducherry	-	16,133	16,133
Uttar Pradesh	31,154	45,028	23,719
West Bengal	-	6,131	-
Uttarakhand	-	11,919	11,216
Total	3,27,931	4,31,294	2,74,114

Backward Integration



Octagonal Poles



Pipe Rolling



Metal Beam Crash
Barrier



Road Marking
Paint



Bus Shelter



Sign Boards



Scaffolding



Bearing &
Expansion Joint



Reinforced Earth
Walls



Fabricated Casting
Panels and Moulds



Overhead
Gantries



Overhead
Cantilevers



Foundry

To further support our in-house execution, we have setup our own manufacturing units, which make the highest quality road furniture/ material needed for our business. It helps us control costs and timelines.

Leadership Team



Mr. Dilip Suryavanshi
Chairman and MD

Dilip Suryavanshi is the Chairman and Managing Director of our Company. He holds a bachelors degree in civil engineering from the University of Jabalpur. He has over 36 years of experience in the business of construction. He is currently the President of the Madhya Pradesh Builders Association. As the Managing Director of our Company, he liaises with various departments of the government and also overlooks processes including tendering, bidding and planning the projects.



Mrs. Seema Suryavanshi
Executive Director

Seema Suryavanshi is an Executive Director of our Company. She holds a bachelors degree in arts (honours) from Ranchi Women's College, Ranchi. She has over 21 years of experience in the business of construction. She actively participates in finance, investment and various Company affairs as a co-ordinator between execution and administrative wing of our Company.



Mr. Devendra Jain
Executive Director & CEO

Devendra Jain is an Executive Director and Chief Executive Officer of our Company. He holds a bachelors degree in civil engineering from Vikram University, Ujjain. He has over 21 years of experience in the business of construction. He looks after project implementation along with the quality of work and ensures timely completion of the projects undertaken by our Company.



Bharat Singh
President

Bharat Singh joined Dilip Builders in 1988, prior to which he had a sole proprietorship concern. He has 36 years work of experience in the field of construction. At DBL he is responsible for administration and management of finance and accounts.



Rohan Suryavanshi
Head – Strategy and Planning

Rohan Suryavanshi joined DBL in 2007. He holds a BA (Hons) in Commerce from the University of Pune and an MBA (Finance and Management) from The Wharton School, University of Pennsylvania. At DBL he is responsible for business strategy, financial planning, business process streamlining, and investor management.



Karan Suryavanshi
Head – Business Development

Karan Suryavanshi joined DBL in 2010. He holds a bachelor's degree in business administration from Symbiosis Centre for Management Studies. At DBL, he is responsible for planning, liaising with the government, sales, marketing, business development, and management functions.

Awards, Accreditation & Accolades



DILIP BUILDCON LIMITED
INFRASTRUCTURE & BEYOND



National Highway Excellence Award 2020 for Excellence in Project Management (PPP)



CNBC Awaaz CEO awards 2019 for "Company of the Year" in the Infrastructure segment.



Dun & Bradstreet Construction-Infrastructure Development Awards 2019 (Roads & Highways)



Construction World Global Award 2019 3rd Fastest Growing Construction Company (Large Category)



National Highway Excellence Award 2019 for Excellence in Project Management (PPP)



Single Largest Customer of BKT OTR Tires in India in 2015



1000 CAT Equipment Award for Enduring Partnership as India's Single largest Customer of Caterpillar 2018



Fastest Growing Construction Company (Large Category) by Construction World in 2018



National Highways Awards for Excellence, 2018 in Construction Management (PPP)



Dun & Bradstreet award for Construction Infrastructure Development 2019



Construction Week Winner Roads & Highways Project of the Year 4 Lining of Vijaywad Machhlipatnam



Fastest Growing Construction Company (Large Category) by Construction World in 2016



Single Largest Customer of Caterpillar Global Construction & Infrastructure in 2014



Most Valued Customer by HPCL in 2016



Largest Fleet Owner of Pneumatic Drills in India by Atlas Copco



Best Institution Account in India by CEAT Ltd. in H1 2015-2016

Awards, Accreditation & Accolades



DILIP BUILDCON LIMITED
INFRASTRUCTURE & BEYOND



Largest Fleet Owner of EC210B Hydraulic Excavators in India by Volvo in 2015



Valued Customer of Bitumen by BPCL in 2015



Single Largest Customer of Caterpillar GCI in India in 2014



Star Achiever by GK TMT in 2014



Road Contractor of the Year by Construction Week in 2016



Over 200 Great Alliances by Metso Minerals



Purchase of Volvo Trucks and Construction Equipment in 2016



Commitment for Products and Services by Ashok Leyland



LEED Certification by Indian Green Building Council in 2014



Delivery of 150 FMX440 8x4 I-Shift Mining Tipper by Volvo in 2017



Award for Outstanding Contribution in Roads & Highways from 8th EPC World in 2018



100th EC 210 Crawler Excavator by Volvo



Infrastructure Person of the Year (Runner-up) by Construction Week in 2016



The Luminary for Dilip Suryavanshi by Dainik Bhaskar



Highest Upliftment of Bitumen by Indian Oil in 2013



DILIP BUILDCON LIMITED
INFRASTRUCTURE & BEYOND

Dilip Buildcon Limited

Plot No. 5, Inside Govind Narayan Singh Gate, Chuna Bhatti,
Kolar Road, Bhopal Madhya Pradesh - 462 016 0755 -

4029999

0755 - 4029998

db@dilipbuildcon.co.in

L45201MP2006PLC018689

Thank You

S-Ancial Global Solutions Pvt Ltd.

(Investor Relations)

215, Shivshakti Industrial Estate, J. R. Boricha Marg, Lower
Parel (E), Mumbai - 400 011

ronak@s-ancial.com

+91 22 2300 5006

