



Central Depository Services (India) Limited

CDSL/CS/ANP/2020/104

28.07.2020

**The Manager,
Listing Compliance Department,
National Stock Exchange of India Ltd,
Exchange Plaza, Bandra Kurla Complex,
Bandra (East), Mumbai – 400051**

Sub: Investor Presentation for the quarter ended 30.06.2020

Re: Disclosure under Regulation 30 of Securities and Exchange Board of India (Listing Obligations and Disclosure Requirements) Regulations, 2015.

Dear Madam/ Sir,

Please find enclosed Investor Presentation for the quarter ended 30.06.2020.

The above information may also be available on the website of the company:

www.cdslindia.com

This is for your information and record.

Yours faithfully,

For Central Depository Services (India) Limited

AMITA
NITIN
PAUNIKAR
Digitally signed
by AMITA NITIN
PAUNIKAR
Date: 2020.07.28
09:37:47 +05'30'

**Amita Paunikar
VP-Legal & Company Secretary**

**Regd. Office : Marathon Futurex, A Wing, 25th Floor,
Mafatlal Mills Compound, N M Joshi Marg, Lower Parel (E), Mumbai - 400 013.
Phone: 91-22-2302 3333 • Fax: 91-22-2300 2036 • CIN: L67120MH1997PLC112443
Website: www.cdslindia.com**



Investor Presentation





TABLE OF CONTENTS

01

Key Highlights

02

Our Company

03

Our Business

04

Our Financials



Key Highlights

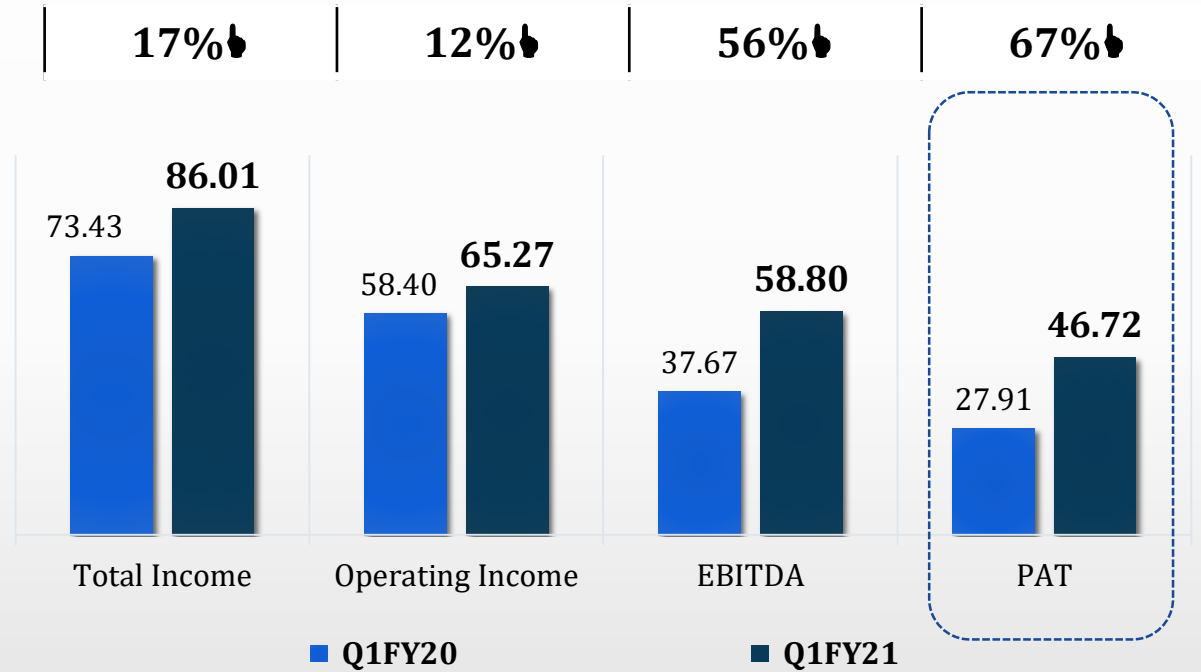
FY Q1 2020-2021





Key Highlights

Consolidated



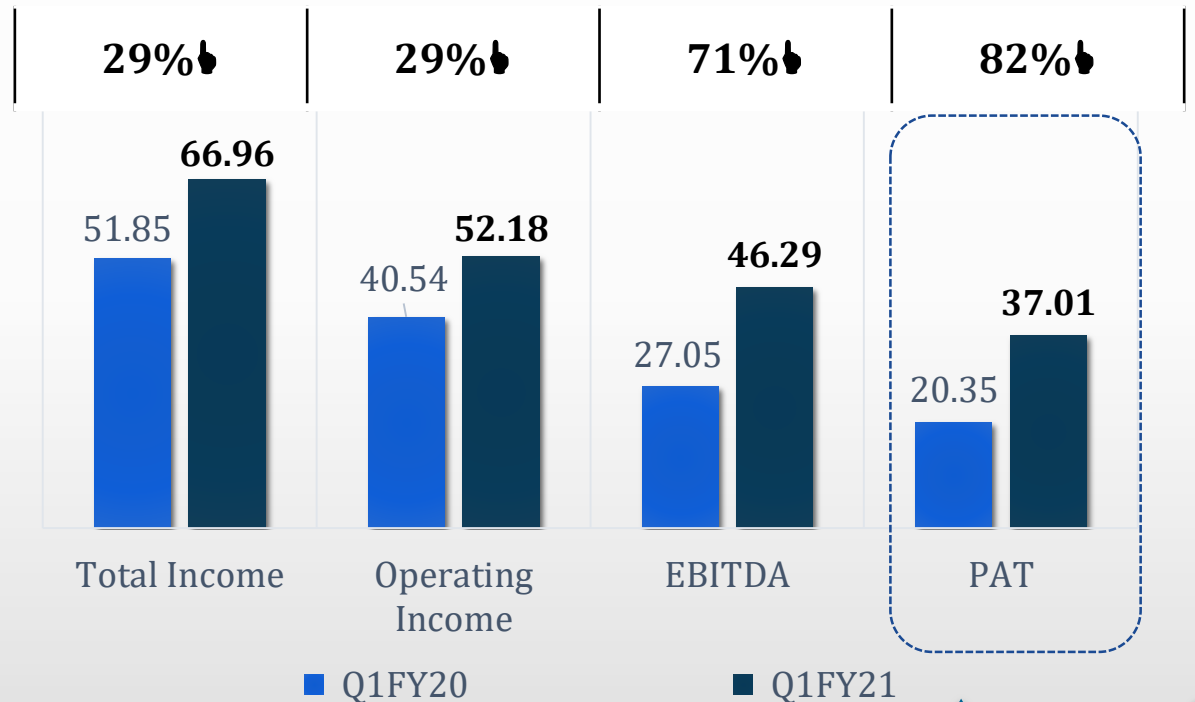
Particulars	Jun'19	Jun'20
Net Profit Margin	37%	54%
Net-worth (₹ In Crore)	695	770
Earning Per Share (₹) (not annulised)	2.63	4.42
Book Value (₹)	66.52	73.68
Return on Equity	16	24

Key Highlights

Standalone



Particulars	Jun'19	Jun'20
Net Profit Margin	39%	55%
Net-worth (₹ In Crore)	562	606
Earning Per Share (₹) (not annulised)	1.95	3.54
Book Value (₹)	53.82	58.03
Return on Equity	14	24



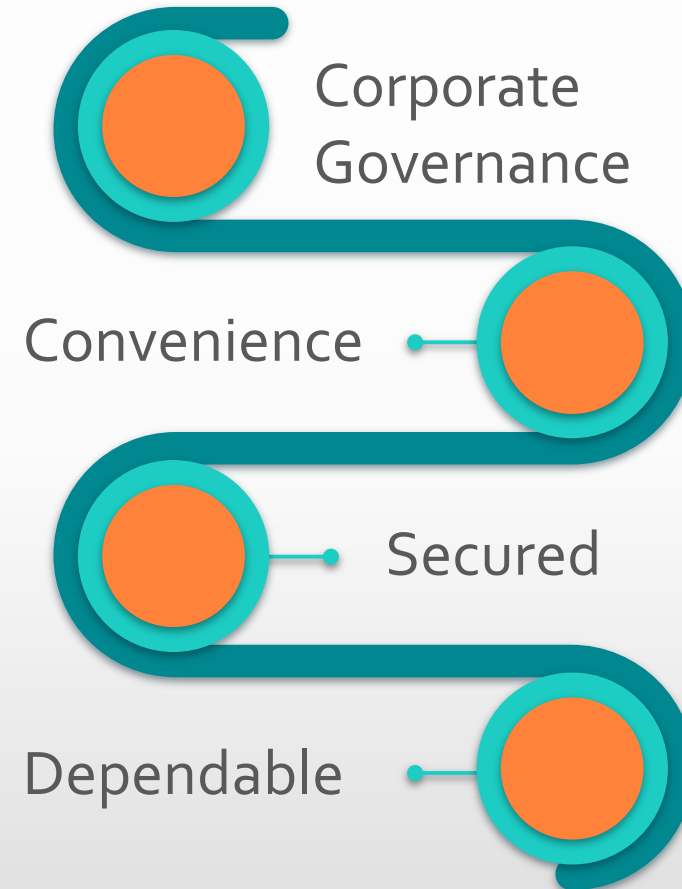


Our Company





Our Values



Our History



Commencement of Business

1999

2002-
2004

Launch of
"eASI" & "eASIEST"

Mr. U. K. Sinha, SEBI Chairman launched CDSL Ventures KRA, India's first and largest KYC Registration agency ("KRA")

2012

Became the First Listed depository in Asia Pacific Region

2017

Inauguration of the first and only depository (a branch of CDSL) in IFSC, GIFT City

LARGEST number of Demat account opening in one month

2020







Our Vision & Mission



Empower the idea of
Independent Investor



Enhancing the
Convenience

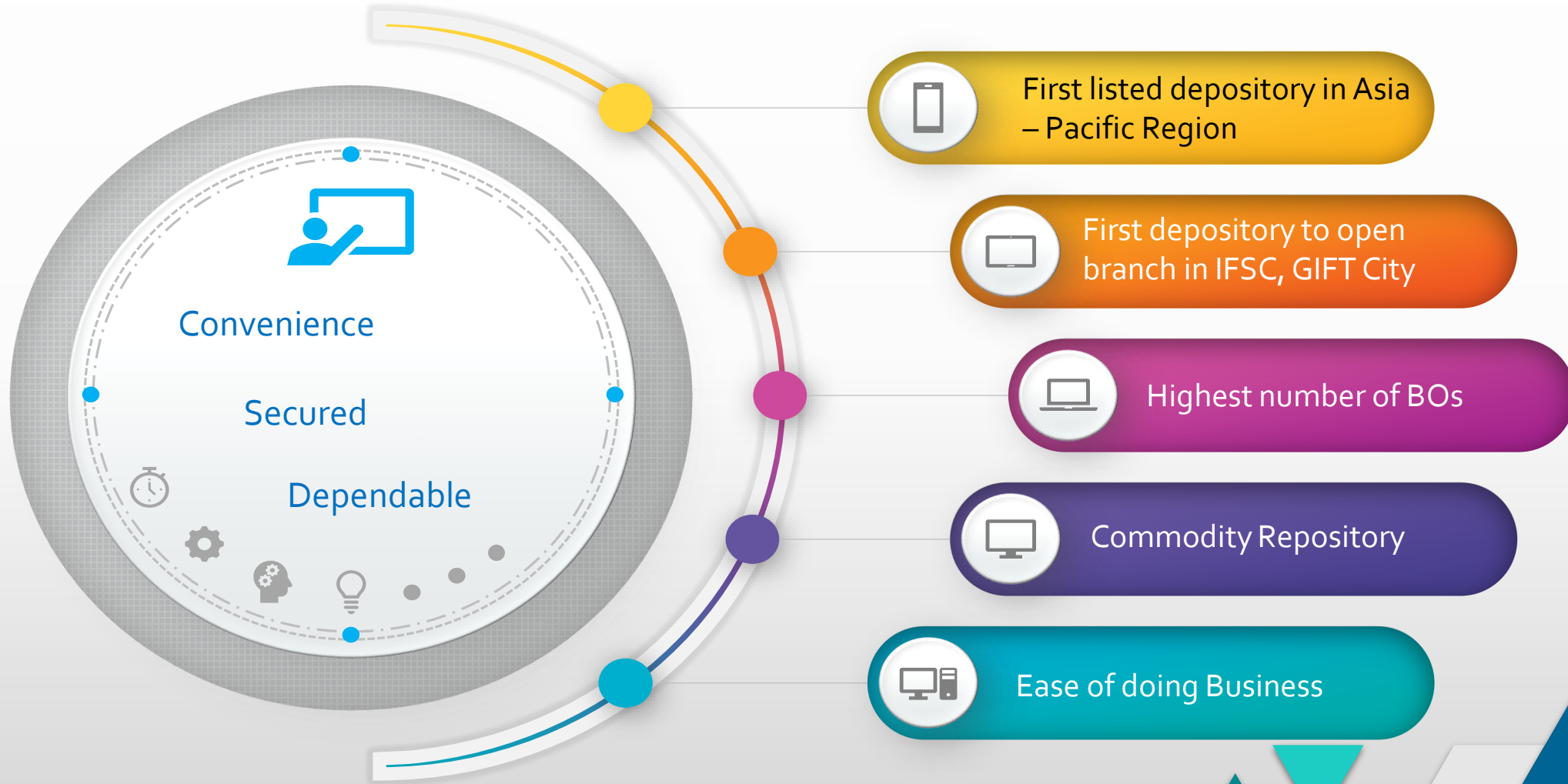


Enhancing the
Security



Enhancing
Ease of Doing of Business

Our USP





Our esteemed Board of Directors



**Shri B. V. Chaubal,
Chairman**

Former Deputy
Managing Director,
State Bank of India



**Smt. Preeti Saran,
Public Interest Director**

Secretary (retired),
Ministry of External
Affairs, Government of
India.



**Prof (Dr.) Bimal. N.
Patel, Public Interest
Director**

Director-General,
Raksha Shakti University
Member of the National
Security Advisory Board,
Government of India,
Member of the 21st Law
Commission of India,
Government of India.



**Shri Siddhartha Pradhan,
Public Interest Director**

Former Vice-Chairman,
Income Tax Settlement
Commission and Former
Additional Secretary,
Department of
Disinvestment in the
Ministry of Finance.
Currently Member of a High
Level Committee of
Ministry of Petroleum &
Natural Gas relating to
Petroleum Sector
Restructuring.



**Shri Umesh Bellur,
Public Interest Director**

Head of Dept. of Computer
Science & Engineering,
Indian Institute of
Technology Bombay,
Mumbai, India



Our esteemed Board of Directors



**Shri Masil Jeya Mohan,
Shareholder Director**

Additional Executive Director,
Investment, Operations, Life
Insurance Corporation of India
(LIC)



**Shri Nayan Mehta,
Shareholder Director**

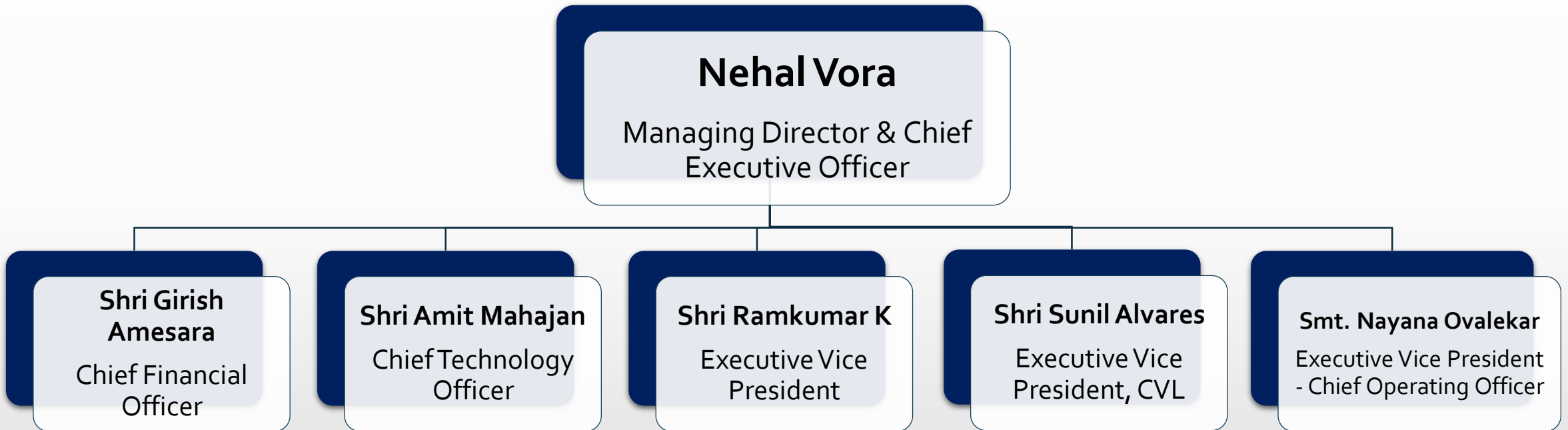
Chief Financial Officer of
BSE Ltd.



Shri Nehal Vora

Managing Director &
Chief Executive Officer

Our Experienced Management





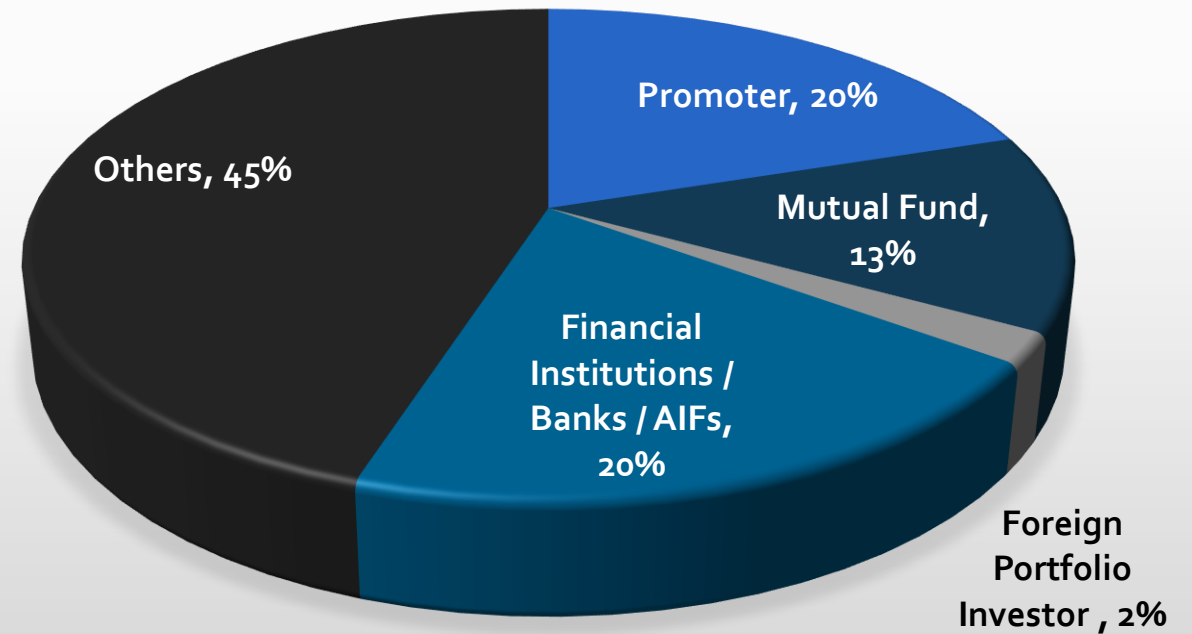
Our Shareholders

CDSL is the First Listed depository of India & Second Listed depository in the world

Top 5 shareholders	%
BSE Limited	20.00%
HDFC Bank Ltd.	7.18%
Standard Chartered Bank	7.18%
Canara Bank	5.58%
Life Insurance Corporation Of India	4.15%

Shareholders	%
Institutions	64%
Retail	36%

SHAREHOLDING PATTERN



As on June 30, 2020



Our Subsidiaries



CDSL Ventures Limited "CVL"

Focus on unlocking the business potential with new revenue streams

Started with Mutual Fund industry

First and the largest KYC Registration Agency (KRA) in the country

Largest KRA with 2.26 crore KYCs in CVL as on June 30, 2020

CVL commenced RTA Operations in November 2018

CVL has processed 26.12 lakh CKYC records across 21 active intermediaries

c-KYC

e-sign



Our Subsidiaries



CDSL Insurance Repository Limited "CIRL"

CDSL IR has received registration certificate from Insurance Regulatory and Development Authority of India (IRDAI) to act as an 'Insurance Repository'

e-Insurance

5.5 Lakh e-insurance
accounts*

Our Subsidiaries



CDSL Commodity Repository Limited "CCRL"

Started operations on 30th September 2017 and operates under regulatory authority of Warehouse Development and Regulatory Authority (WDRA)

eNWRs issued: 15300 Cumulative no. of eNWR issued

Hold electronic warehouse receipts (negotiable and non-negotiable) eNWR & eNNWR in demat form

2894 registered warehouses



Our Business



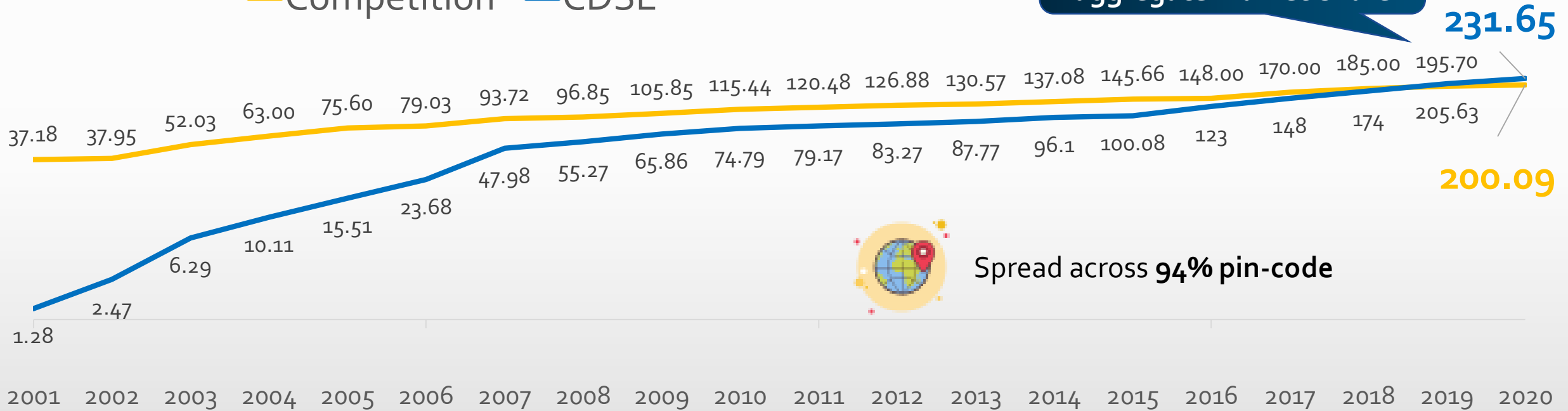


Our Business

Investor Accounts

— Competition — CDSL

54%
aggregate market-share



Spread across **94%** pin-code

Our Business

Depository Participants





Our Services

Value Added Services



Facilitation of Annual General Meetings through Video Conference

Helping companies conduct their AGM smoothly in current times, through Video Conference



Email Updation

Helping companies update their shareholder email ids for better communication



e-DIS

Electronic Instruction Platforms of Stock Brokers / Depository Participants



E-Voting

Paper-less voting of resolutions from the comfort of your home



Our Services

Core E-Services

Electronic Access to Securities Information *easi*

Allows Beneficiary Owners (BOs) to monitor their CDSL Demat account from anywhere and at anytime

Electronic Access to Securities Information & execution of secure transactions *easitest*

Allows Beneficiary Owners (BOs) to submit their debit transactions

Myeasi Mobile App *MyEasi*

Myeasi Mobile App is designed with adaptive technology such that its fits in all Smartphones/tab screen size

e-KYC

Our Aadhaar eKYC service of UIDAI provides an instant, electronic & non-repudiable proof of identity and proof of address



Our Services

Core E-Services



e-Voting



Paper-less voting of resolutions from the comfort of your home



m-Voting



Mobile application for e-voting



e-CAS



Consolidated Account Statement to view all your capital market investments together



SMART - SMS Alerts Related to Transactions

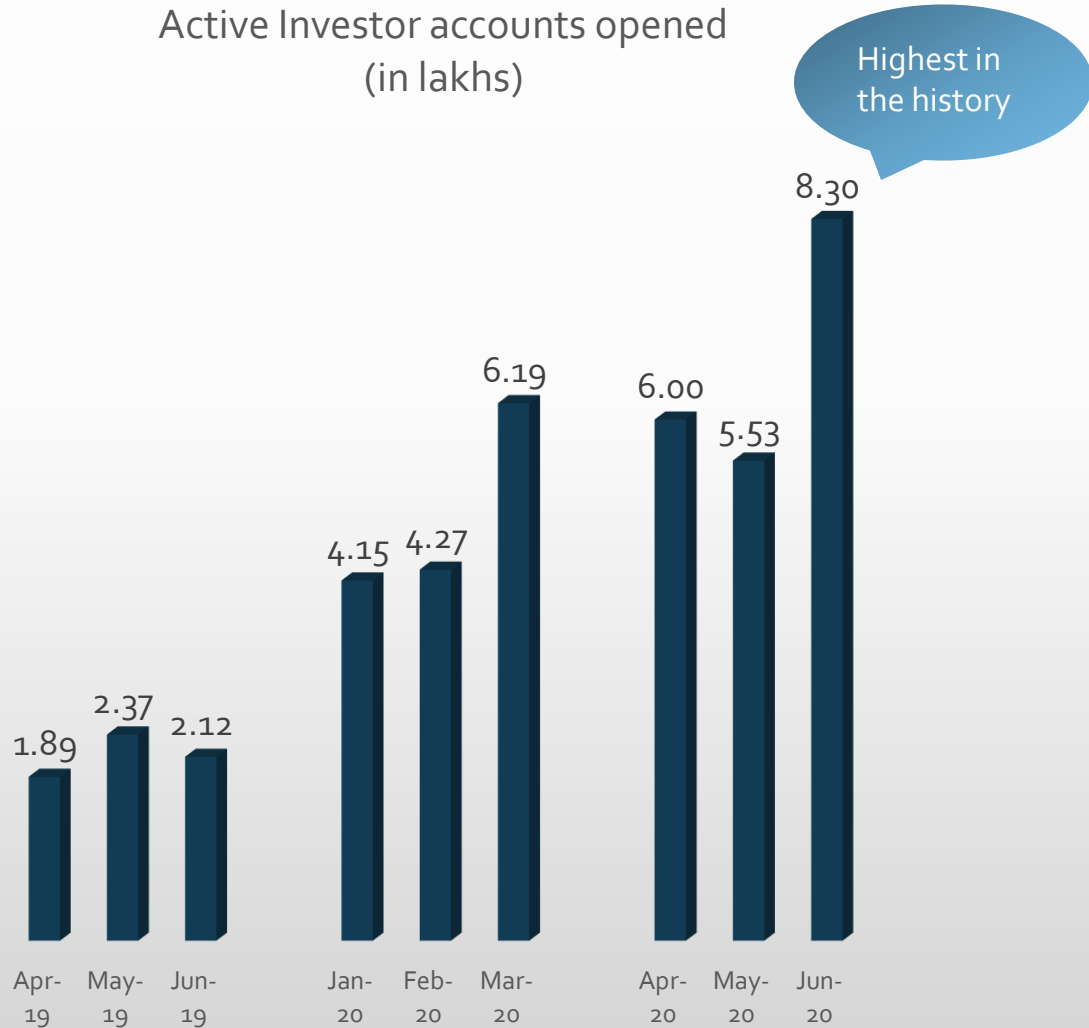


BOs registered for this facility to receive SMS alerts

Business Statistics



Active Investor accounts opened
(in lakhs)



Particulars	As on June 30, 2020 (In Lakhs)
Number of Securities in Demat Custody	43,78,040
Value of Securities in Demat Custody	18,44,32,480
No. of Live companies	14891
Depository Participants	597



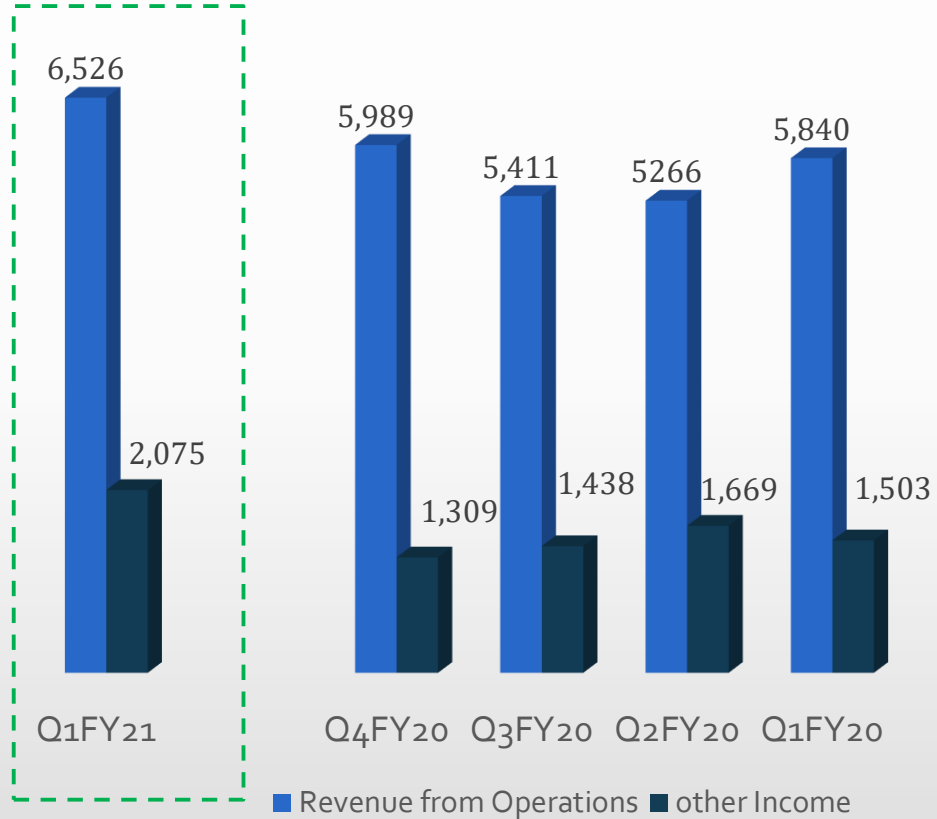
Our Financials



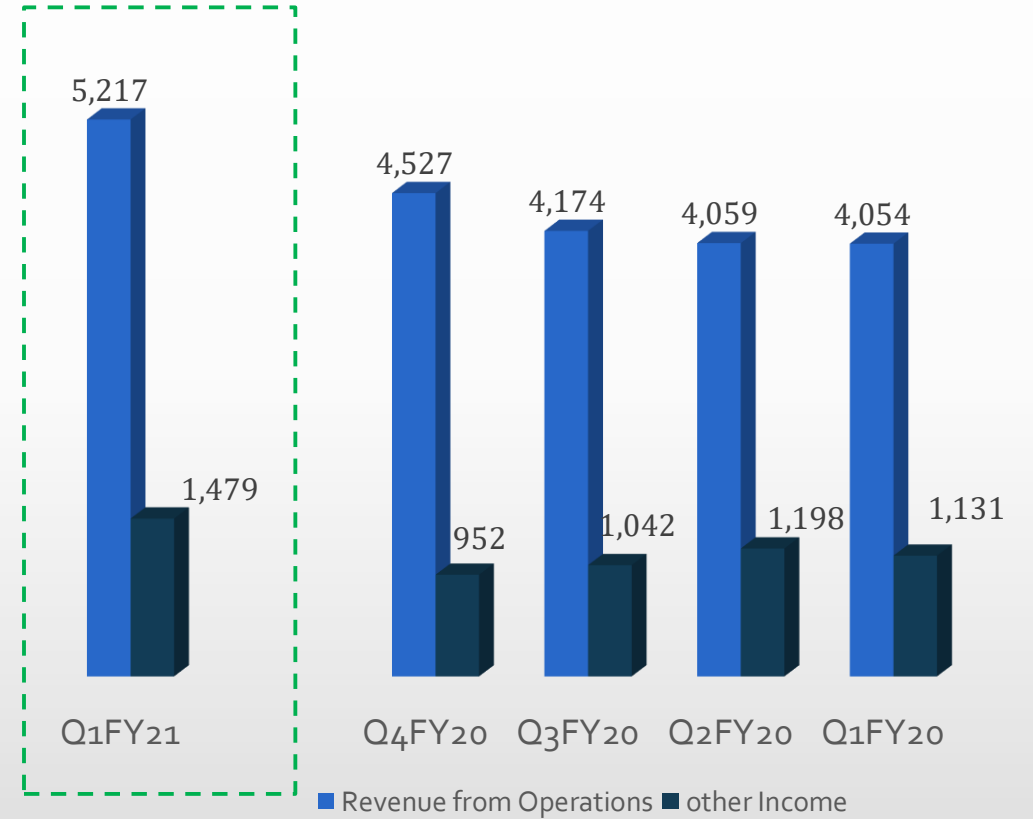


Financial Performance

Consolidated



Standalone

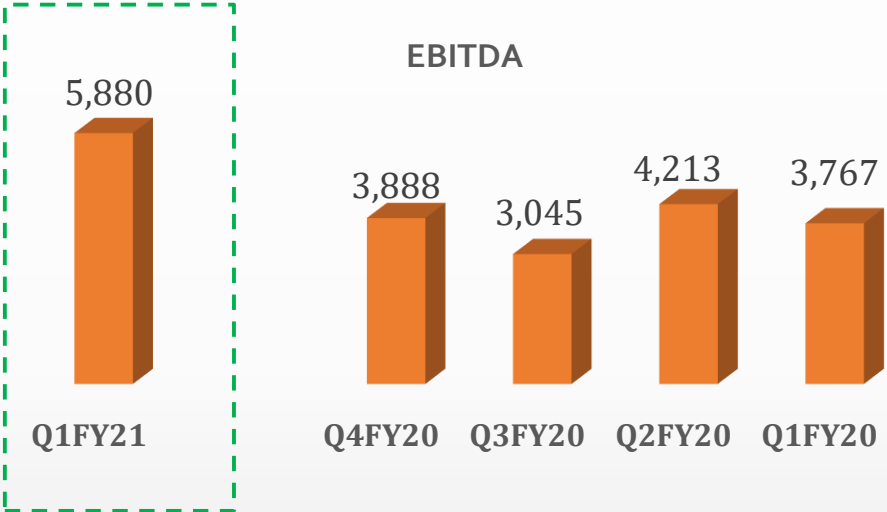




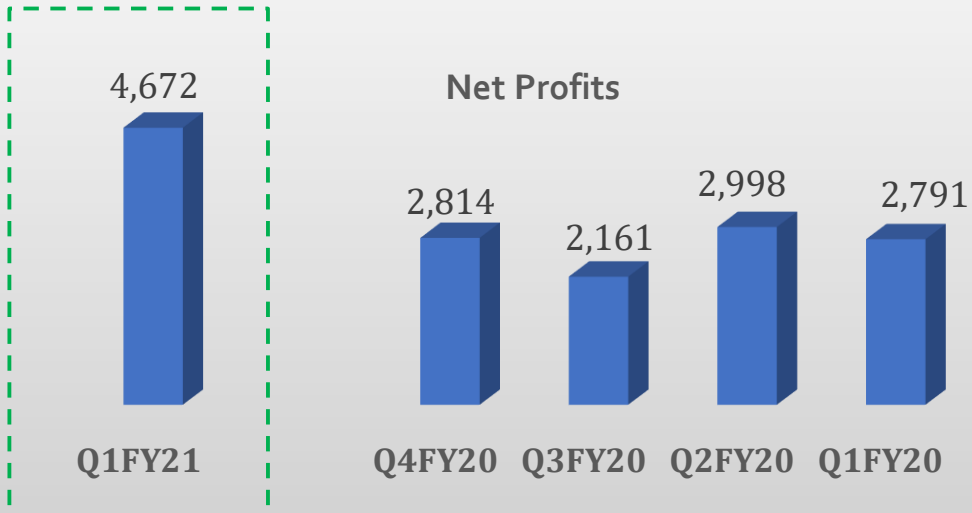
Financial Performance

Consolidated

EBITDA

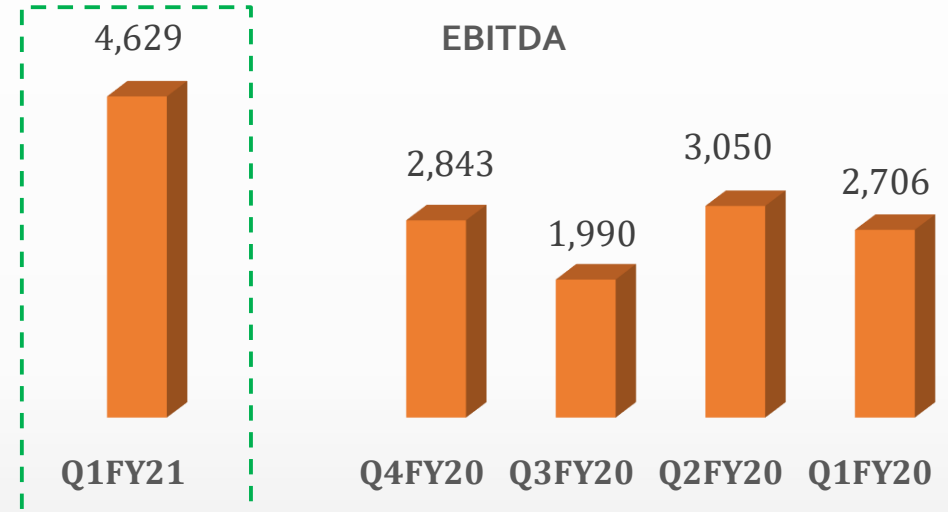


Net Profits

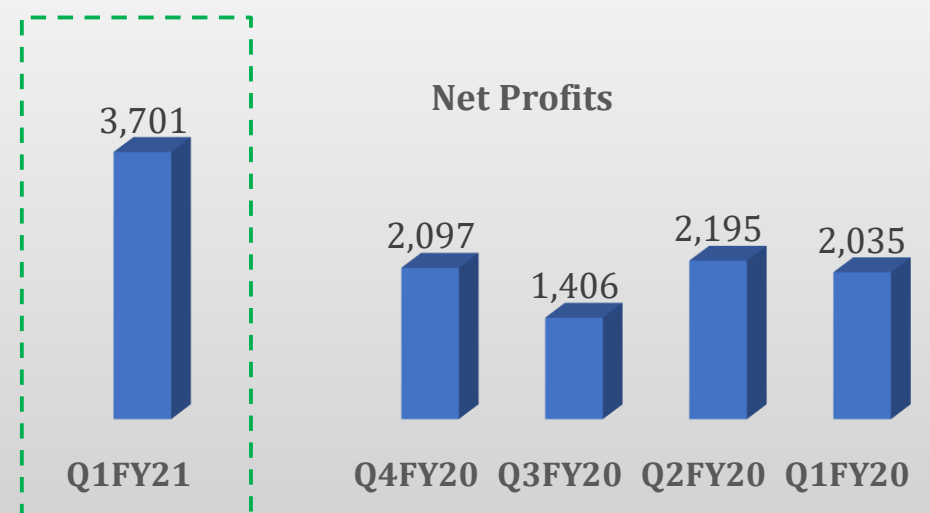


Standalone

EBITDA



Net Profits



Financial Table

Consolidated | Y-o-Y



PARTICULARS (all amounts in ₹ Lakh)	Q1FY20-21	Q1FY19-20	Variance	Variance %
Revenue From Operations	6,526	5,840	686	12%
Other Income	2,075	1,503	572	38%
Total Income	8,601	7,343	1,258	17%
Total Expenses	2,967	3,845	-877	-23%
EBITDA	5,880	3,767	2,113	56%
EBITDA Margin	68%	51%		
Profit before tax	5,634	3,498	2,135	61%
Tax	962	707	-877	36%
Net Profit	4,672	2,791	3,012	67%

Financial Table

Consolidated | Q-o-Q



PARTICULARS (all amounts in ₹ Lakh)	Q1FY20-21	Q4FY19-20	Variance	Variance %
Revenue From Operations	6,526	5,989	538	9%
Other Income	2,075	1,309	765	58%
Total Income	8,601	7,298	1,303	18%
Total Expenses	2,967	3,716	-748	-20%
EBITDA	5,880	3,888	1,991	51%
EBITDA Margin	68%	53%		
Profit before tax	5,634	3,582	2,051	57%
Tax	962	768	-748	25%
Net Profit	4,672	2,814	2,799	66%

Financial Table

Standalone | Y-o-Y



PARTICULARS (all amounts in ₹ Lakh)	Q1FY20-21	Q1FY19-20	Variance	Variance %
Revenue From Operations	5,217	4,054	1,164	29%
Other Income	1,479	1,131	348	31%
Total Income	6,696	5,185	1,511	29%
Total Expenses	2,252	2,684	-432	-16%
EBITDA	4,629	2,706	1,924	71%
EBITDA Margin	69%	52%		
Profit before tax	4,444	2,501	1,943	78%
Tax	743	466	-432	59%
Net Profit	3,701	2,035	2,375	82%

Financial Table

Standalone | Q-o-Q



PARTICULARS (all amounts in ₹ Lakh)	Q1FY20-21	Q4FY19-20	Variance	Variance %
Revenue From Operations	5,217	4,527	690	15%
Other Income	1,479	952	527	55%
Total Income	6,696	5,479	1,217	22%
Total Expenses	2,252	2,879	-627	-22%
EBITDA	4,629	2,843	1,785	63%
EBITDA Margin	69%	52%		
Profit before tax	4,444	2,600	1,843	71%
Tax	743	503	-627	47%
Net Profit	3,701	2,097	2,470	77%

THANK YOU!

