

THIS IS A PUBLIC ANNOUNCEMENT FOR INFORMATION PURPOSES ONLY AND IS NOT A PROSPECTUS ANNOUNCEMENT AND DOES NOT CONSTITUTE AN INVITATION OR OFFER TO ACQUIRE, PURCHASE OR SUBSCRIBE TO SECURITIES. NOT FOR RELEASE, PUBLICATION OR DISTRIBUTION DIRECTLY OR INDIRECTLY OUTSIDE INDIA.

INITIAL PUBLIC OFFER OF EQUITY SHARES ON THE SMALL AND MEDIUM ENTERPRISES PLATFORM OF NATIONAL STOCK EXCHANGE OF INDIA LIMITED ("NSE EMERGE") IN COMPLIANCE WITH THE PROVISIONS OF CHAPTER IX OF THE SECURITIES AND EXCHANGE BOARD OF INDIA (ISSUE OF CAPITAL AND DISCLOSURE REQUIREMENTS) REGULATIONS, 2018, AS AMENDED ("SEBI (ICDR) REGULATIONS").



[Please scan the QR Code to view the Red Herring Prospectus]



PARAMOUNT SPECIALITY FORGINGS LIMITED

Our Company, Paramount Speciality Forgings Limited was originally established as a partnership firm in the name and style of 'Paramount Forge' under the Partnership Act, 1932 with the Registrar of Firms, Mumbai on November 01, 1994. Subsequently, our firm was converted from a Partnership Firm to a Limited Liability Partnership (LLP) and consequently the name of our firm was changed to 'Paramount Speciality Forgings LLP', and a fresh certificate of incorporation dated June 27, 2019, was issued to our LLP by the RoC. The constitution of our LLP was further changed from LLP to a Public Limited Company and consequently the name of our LLP was changed to 'Paramount Speciality Forgings Limited', and a fresh certificate of incorporation dated May 05, 2023, was issued to our Company by the Registrar of Companies, Mumbai at Maharashtra. The corporate identification number of our Company is U24109MH2023PLC402307. For further Details of Incorporation and Change in Registered Office of our Company, please refer to section titled 'Our History and Certain Other Corporate Matters' beginning on page 171 of the Red Herring Prospectus.

Registered Office: 3, 1, Guru Himmat Building, Dr. Mascarenhas Road, Anjirwadi, Mazgaon, Mumbai, 400010, Maharashtra, India.
Contact Number: +91-22-2373-2656; E-mail: compliance@paramountforge.org; Website: www.paramountforge.com;
Contact Person: Ms. Ankita Anil Patankar, Company Secretary and Compliance Office;

THE OFFER IS BEING MADE IN ACCORDANCE WITH CHAPTER IX OF THE SECURITIES AND EXCHANGE BOARD OF INDIA (ISSUE OF CAPITAL AND DISCLOSURE REQUIREMENTS) REGULATIONS, 2018, AS AMENDED FROM TIME TO TIME (INITIAL PUBLIC OFFER OF SMALL AND MEDIUM ENTERPRISES) AND THE EQUITY SHARES ISSUED AND OFFERED THROUGH THE RED HERRING PROSPECTUS ARE PROPOSED TO BE LISTED ON THE EMERGE PLATFORM OF THE NATIONAL STOCK EXCHANGE OF INDIA LIMITED.

SUMMARY OF BUSINESS

Established in 1994, Paramount Speciality Forgings Limited, currently manufacturers of steel forgings in India offering a diverse range of forged products. We have developed our business and scale of operations since its founding in 1996 and have invested in a variety of machinery to boost and diversify our manufacturing capabilities.

For more details, please refer chapter titled "Our Business" beginning on page 130 of the Red Herring Prospectus.

THE PROMOTERS OF OUR COMPANY ARE MR. ALIASGAR ROSHAN HARARWALA, MR. ALIASGAR ABDULLA BHAGAT, MR. MOHAMMED SALIM HARARWALA, MR. ABDULLA ALIASGAR BHAGAT, MR. HOOZEFA SALEEM HARARWALA, MR. ABBASALI SALIM HARARWALA, MR. ZAHID MOHAMADI HARARWALA, MR. ROSHAN ALIHUSAIN HARARWALA

PUBLIC OFFER OF 54,82,000* EQUITY SHARES OF FACE VALUE OF ₹10.00/- EACH ("EQUITY SHARES") OF PARAMOUNT SPECIALITY FORGINGS LIMITED, THE "ISSUER" FOR CASH AT A PRICE OF ₹[*] PER EQUITY SHARE (INCLUDING A PREMIUM OF ₹[*] PER EQUITY SHARE), THE "OFFER PRICE" AGGREGATING TO ₹[*] LAKHS ("THE OFFER") COMPRISING OF A FRESH ISSUE OF 48,02,000* EQUITY SHARES OF FACE VALUE OF ₹10.00/- EACH AGGREGATING TO ₹[*] LAKHS ("FRESH ISSUE") AND AN OFFER FOR SALE OF 6,80,000* EQUITY SHARES OF FACE VALUE OF ₹10.00/- EACH BY THE PROMOTER SELLING SHAREHOLDERS ("OFFER FOR SALE") AGGREGATING TO ₹[*] LAKHS OF WHICH 2,76,000* EQUITY SHARES OF FACE VALUE OF ₹10.00/- EACH AGGREGATING TO ₹[*] LAKHS WILL BE RESERVED FOR SUBSCRIPTION BY MARKET MAKER TO THE ISSUE (THE "MARKET MAKER RESERVATION PORTION"). THE OFFER LESS THE MARKET MAKER RESERVATION PORTION I.E. NET OFFER OF 52,06,000 EQUITY SHARES AGGREGATING TO ₹[*] LAKHS (THE "NET OFFER"). THE OFFER AND THE NET OFFER WILL CONSTITUTE 27.85%* AND 26.45%* RESPECTIVELY OF THE POST OFFER PAID UP EQUITY SHARE CAPITAL OF OUR COMPANY.

*SUBJECT TO FINALIZATION OF BASIS OF ALLOTMENT.

DETAILS OF OFFER FOR SALE BY THE PROMOTER SELLING SHAREHOLDER

NAME OF THE PROMOTER SELLING SHAREHOLDER	TYPE	NUMBER OF SHARES OFFERED / AMOUNT IN ₹*	WEIGHTED AVERAGE COST OF ACQUISITION PER EQUITY SHARE IN ₹ PER EQUITY SHARE
Aliasgar Roshan Hararwala	Promoter	1,16,000 Equity Shares of face value of ₹10.00/- each aggregating to ₹[*] Lakhs	Not Applicable
Aliasgar Abdulla Bhagat	Promoter	78,000 Equity Shares of face value of ₹10.00/- each aggregating to ₹[*] Lakhs	Not Applicable
Mohammed Salim Hararwala	Promoter	66,000 Equity Shares of face value of ₹10.00/- each aggregating to ₹[*] Lakhs	Not Applicable
Abdulla Aliasgar Bhagat	Promoter	1,16,000 Equity Shares of face value of ₹10.00/- each aggregating to ₹[*] Lakhs	Not Applicable
Hoozeefa Saleem Hararwala	Promoter	64,000 Equity Shares of face value of ₹10.00/- each aggregating to ₹[*] Lakhs	Not Applicable
Abbasali Salim Hararwala	Promoter	64,000 Equity Shares of face value of ₹10.00/- each aggregating to ₹[*] Lakhs	Not Applicable
Zahid Mohamadi Hararwala	Promoter	98,000 Equity Shares of face value of ₹10.00/- each aggregating to ₹[*] Lakhs	Not Applicable
Roshan Alihusain Hararwala	Promoter	78,000 Equity Shares of face value of ₹10.00/- each aggregating to ₹[*] Lakhs	Not Applicable
Total		6,80,000 Equity Shares of face value of ₹10.00/- each aggregating to ₹[*] Lakhs	

*Subject to finalization of Basis of Allotment.

THE OFFER IS BEING MADE THROUGH THE BOOK BUILDING PROCESS IN ACCORDANCE WITH REGULATION 249(2) OF THE SEBI (ICDR) REGULATIONS READ WITH REGULATION 253(1) OF THE SEBI (ICDR) REGULATIONS

Market Maker Reservation Portion: Up to 5.00% of the Offer	Retail Portion: Not less than 35.00% of the Net Offer	Non-Institutional Portion: Not less than 15.00% of the Net Offer	QIB Portion: Not more than 50.00% of the Net Offer
2,76,000* Equity Shares of face value of ₹10.00/- each, representing 5.03% of the Offer	Not less than 18,24,000* Equity Shares of face value of ₹10.00/- each, representing 35.04% of the Net Offer	Not less than 7,82,000* Equity Shares of face value of ₹10.00/- each, representing 15.02% of the Net Offer	Not more than 26,00,000* Equity Shares of face value of ₹10.00/- each, representing 49.94% of the Net Offer

*Subject to finalization of Basis of Allotment

PRICE BAND: ₹57.00/- to ₹59.00/- PER EQUITY SHARE OF FACE VALUE OF ₹10.00/- EACH.
THE FLOOR PRICE AND THE CAP PRICE ARE 5.7 TIMES AND 5.9 TIMES THE FACE VALUE OF THE EQUITY SHARES RESPECTIVELY.
BID LOT IS OF 2,000 EQUITY SHARES OF FACE VALUE OF ₹10.00/- EACH AND IN MULTIPLES OF 2,000 EQUITY SHARES OF FACE VALUE OF ₹10.00/- EACH THEREAFTER

In accordance with the recommendation of the Independent Directors of our Company, pursuant to their resolution dated Monday, September 9, 2024, the above provided price band is justified based on quantitative factors/ KPIs disclosed in the "Basis for Offer Price" section of the Red Herring Prospectus vis-a-vis the weighted average cost of acquisition ("WACA") of primary and secondary transaction(s), as applicable, disclosed in "Basis for Offer Price" section beginning on page 111 of the Red Herring Prospectus and provided below in the advertisement.

In making an investment decision and purchase in the Offer, potential investors must only rely on the information included in the Red Herring Prospectus and the terms of the Offer, including the merits and risks involved and not rely on any other external sources of information about the Offer available in any manner.

In relation to Price Band, potential investors should only refer to this price band advertisement for the Offer and should not rely on any media articles/ reports in relation to the valuation of our Company as these are not endorsed, published or confirmed either by our Company or by the Book Running Lead Manager.

RISKS TO INVESTORS

Top 10 Risk Factors	Heading of Risk Factors
1.	We do not have any long-term agreements with our customers. If our customers choose not to source their requirements from us or manufacture such products in-house, our business and results of operations may be adversely affected.
2.	Demand for our products is related to growth and trends of our end user industry. The decline in sales of our customers may adversely affect the demand for our products which in turn would adversely impact our business, financial condition, results of operations and prospects.
3.	We obtain a substantial portion of our raw materials from a limited number of suppliers, and we do not have long-term contracts with our suppliers. If one or more of our top suppliers were to suffer a deterioration of their business, cease doing business with us or substantially reduce their dealings with us, our business, results of operations, cash flows and financial condition may be adversely affected.
4.	We depend on our Plant and Machinery for critical functions of our business. Failure to properly maintain our plant and machineries or any adverse remark during the Inspection of our Products may result in disruptions to or lower quality of our services and our business, results of operations and financial condition may be adversely affected.
5.	Exchange rate fluctuations may adversely affect the results of operations as certain portion of our revenues are denominated in foreign currencies.
6.	The Restated Financial Statements for Financial Year ended on March 31, 2024, March 31, 2023, and March 31, 2022, were prepared by a Peer Reviewed Chartered Accountant who is not our Company's statutory auditor, introducing the potential risk of differences in the accounting standard and policies.
7.	Our manufacturing facilities are located in the same geographical location and any disruptions in our manufacturing process due to local and regional factors could have an adverse effect on our business, financial condition, and results of operations.
8.	Volatility in the supply and pricing of our raw materials may have an adverse effect on our business, financial condition, and results of operations. Our raw material suppliers could fail to meet their obligations, which may have a material adverse effect on our business, results of operations and financial condition.
9.	We have significant power and fuel requirements and any disruption to power or fuel sources could increase our production costs and adversely affect our business, financial condition, cash flows and results of operations.
10.	If our customers dispute or default on their payment obligations to us, we may be subject to adverse cash flows and may be required to spend significant amounts in recovering amounts due, in turn adversely impacting our cash flows, results of operations and future prospects.

For details refer to section titled "Risk Factors" beginning on page 30 of the Red Herring Prospectus.

In making an investment decision, potential investors must rely on their own examination of the Company and the information included in the Red Herring Prospectus and the Terms of the Offer, including the merits and risks involved and not rely on any external sources of information about the Offer available in any manner.

BID/ OFFER PERIOD	ANCHOR INVESTOR BIDDING DATE ⁽¹⁾	FRIDAY, SEPTEMBER 13, 2024
	BID/ OFFER OPENS ON	TUESDAY, SEPTEMBER 17, 2024
	BID/ OFFER CLOSES ON ^{(2) (3)}	THURSDAY, SEPTEMBER 19, 2024

An indicative timetable in respect of the Offer is set out below: Submission of Bids (other than Bids from Anchor Investors):

Bid/ Offer Period (except the Bid/ Offer Closing Date)	
Submission and Revision in Bids	Only between 10:00 am and 5:00 pm (Indian Standard Time ("IST"))
Bid/ Offer Closing Date	
Submission of Electronic Applications (Online ASBA through 3-in-1 accounts) - For Retail Individual Bidders	Only between 10:00 am and 5:00 pm IST
Submission of Electronic Applications (Bank ASBA through Online Channels like Internet Banking, Mobile Banking and Syndicate ASBA applications made through UPI ASBA applications where bid Amount is up to ₹5,00,000)	Only between 10:00 am and 4:00 pm IST
Submission of Electronic Applications (Syndicate Non- Retail, Non-Individual Applications)	Only between 10:00 am and 3:00 pm IST
Submission of Physical Applications (Bank ASBA)	Only between 10:00 am and 1:00 pm IST
Submission of Physical Applications (Syndicate Non-Retail, Non-Individual Applications of QIBs and Non-Institutional Bidders where Bid Amount is more than ₹5,00,000)	Only between 10:00 am and 12:00 pm IST
Modification/ Revision/ Cancellation of Bids	
Modification of Bids by QIBs and Non-Institutional Bidders categories and modification/cancellation of Bids by Retail Individual Bidders	Only between 10:00 a.m. and up to 5:00 p.m. IST on Bid/ Offer Closing Date
Upward or Downward Revision of Bids or cancellation of Bids by RIBs	Only between 10:00 am and 5:00 pm IST

Notes:

- (1) UPI mandate end time and date shall be at 5:00 pm on the Bid/Offer Closing Date.
(2) QIBs and NIBs can neither revise their bids downwards nor cancel/ withdraw their bids.

An indicative timetable in respect of the Offer is set out below:

Events	Indicative Dates
Bid/Offer Closing Date ^{(1) (2)}	Thursday, September 19, 2024
Finalization of Basis of Allotment with the Designated Stock Exchange	On or about Friday, September 20, 2024
Initiation of Allotment / Refunds / Unblocking of Funds from ASBA Account or UPI ID linked bank account*	On or about Monday, September 23, 2024
Credit of Equity Shares to demat account of the Allottees	On or about Monday, September 23, 2024
Commencement of trading of the Equity Shares on the Stock Exchange	On or about Tuesday, September 24, 2024

Notes:

- (1) Our Company may, in consultation with the Book Running Lead Manager, consider participation by Anchor Investors in accordance with the provisions of SEBI (ICDR) Regulations;
(2) Our Company in consultation with the Book Running Lead Manager, may consider closing the Bid/ Offer Period for QIBs 1 Working Day prior to the Bid/ Offer Closing Date in accordance with the provisions of SEBI (ICDR) Regulations.
(3) UPI mandate end time and date shall be at 5:00 pm on the Bid/Offer Closing Date.

The Price Band has been determined and the Offer Price will be determined by our Company, in consultation with the Book Running Lead Manager, on the basis of assessment of market demand for the Equity Shares of face value of ₹10.00/- each offered through the Book Building Process and on the basis of quantitative and qualitative factors as described below. The face value of the Equity Shares is ₹10.00/- each and the Floor Price is 5.7 times the face value of the lower end of the Price Band and 5.9 times the face value at the higher end of the Price Band. Bidders should read the below mentioned information along with the "Risk Factors", "Our Business", "Financial Statements", and "Management's Discussion and Analysis of Financial Condition and Results of Operations" on pages 30, 130, 199, and 205, of the Red Herring Prospectus, respectively, to have an informed view before making an investment decision.


Qualitative factors: Some of the qualitative factors which form the basis for computing the Offer Price are as follows: (1) Long-standing relationships with customers across industries; (2) Manufacturing Facilities; (3) Quality and focus on customer satisfaction; (4) Experienced Promoters and Management Expertise; (5) Track record of healthy financial performance; (6) Continual development of new products. For further details regarding some of the qualitative factors, which form the basis for computing the Offer Price, please see section titled "Our Business" beginning on page 130 of the Red Herring Prospectus.

Quantitative factors: Certain information presented below, relating to our Company, is derived from the Restated Financial Information. For further details, please see section titled "Financial Statements" 199 of the Red Herring Prospectus. Some of the quantitative factors which may form the basis for computing the Offer Price are as follows:

Sr. No.	Quantitative Factors	Information derived from the Restated Financial Information			
1	Basic and Diluted Earnings / (Loss) Per Share ("EPS"), as restated	Information derived from the Restated Financial Information			
		Particulars for the Financial Years ended March 31			
		Basic EPS (in ₹)	Diluted EPS (in ₹)	Weights	
		2022	₹3,134.37	₹3,134.37	1
		2023	₹2,758.40	₹2,758.40	2
		2024	₹4.87	₹4.87	3
		Weighted Average	₹2,888.59	₹2,888.59	
Notes: (a) The face value of each Equity Share is ₹10.00/-. (b) The figures disclosed above are based on the Restated Financial Information of our Company. (c) EPS has been calculated by dividing the net profit or (loss) for the respective years by the number of equity shares outstanding as on the last date of the respective years.					
2	Price Earnings Ratio ("P/E") in relation to Price Band of ₹57.00/- to ₹59.00/- per Equity Share of face value of ₹10.00/-	Particulars	P/E Ratio at the Floor Price* (no. of times)	P/E Ratio at the Cap Price (no. of times)	
P/E ratio based on the Basic and Diluted EPS, as restated for the Financial Year ended March 31, 2024		₹11.70/-	₹12.11/-		
P/E ratio based on the Weighted Average Basic and Diluted EPS		₹0.02/-	₹0.02/-		
Note: RoNW is calculated by dividing the profit or (loss) for the respective years by the shareholders funds as on the last date of the respective years					
3	Industry P/E ratio	As on the date of this Red Herring Prospectus, there are no comparable peer which is listed in India and which are engaged in the same line and comparable to the scale of operation of our Company, hence comparison with industry peers is not applicable. For further details, please refer to the "Risk Factor - 30 We do not have any comparable listed peers in India or abroad. Accordingly, valuation of our Company as compared with other listed Indian companies, may not be comparable and could be higher on account of certain aspects" under the section titled "Risk Factors" on page 30 of the Red Herring Prospectus.			
4	Return on Net worth (RoNW)	Particulars for the Financial Years ended March 31	RONW (%)	Weights	
		2022	17.28%	1	
		2023	15.60%	2	
		2024	31.65%	3	
		Weighted Average	47.81%		
Note: RoNW is calculated by dividing the profit or (loss) for the respective years by the shareholders funds as on the last date of the respective years					
5	Net Asset Value (NAV) of face value of ₹10.00/- each	Particulars for the Financial Years ended March 31		NAV (₹)	
		2022		₹15.40	
		2023		₹10.53	
		2024		₹13.24	
		Net Asset Value per Equity Share after the Offer at Floor Price		₹29.96	
		Net Asset Value per Equity Share after the Offer at Cap Price		₹30.52	
		Offer Price*		[+]	
Notes: Net Asset Value per Equity Share (in ₹) = Net Worth at the end of the period/year / Number of equities shares outstanding at the end of the period/year. Adjusted net worth has been calculated as sum of net worth as on March 31, 2024 and additional equity share capital and securities premium raised pursuant to proposed Offer. *Offer Price per Equity Share will be determined on conclusion of the Book Building Process.					
6	Comparison of accounting ratios with listed industry peers	There are no listed companies in India that engage in a business similar to that of our Company. Accordingly, it is not possible to provide an industry comparison in relation to our Company. For further details, please refer to the "Risk Factor - 30 We do not have any comparable listed peers in India or abroad. Accordingly, valuation of our Company as compared with other listed Indian companies, may not be comparable and could be higher on account of certain aspects" under the section titled "Risk Factors" on page 30 of the Red Herring Prospectus.			
7	Key Performance Indicators ("KPIs")	The KPIs disclosed below have been used historically by our Company to understand and analyze the business performance, which in result, help us in analyzing the growth of our Company. The KPIs disclosed below have been approved and confirmed by a resolution of our Audit Committee dated Tuesday, September 02, 2024. Further, the members of our Audit Committee have confirmed that there are no KPIs pertaining to our Company that have been disclosed to any investors at any point of time during the periods prior to the date of filing of this Red Herring Prospectus. We have described and defined the KPIs, as applicable, in 'Definitions and Abbreviations' on page 01 of the Red Herring Prospectus. Our Company confirms that it shall continue to disclose all the KPIs included in this section on a periodic basis, at least once in a year (or any lesser period as determined by the Board of our Company), for a duration of one year after the date of listing of the Equity Shares on the Stock Exchange or for such other duration as may be required under the SEBI (ICDR) Regulations. Further, the ongoing KPIs will continue to be certified by a member of an expert body as required under the SEBI (ICDR) Regulations.			
		a) Key Performance Indicators of our Company			
		Key Financial Performance		For the Financial Years ended March 31	
			2024 (₹ in Lakhs)	2023 (₹ in Lakhs)	2022 (₹ in Lakhs)
		Revenue from Operations ⁽¹⁾	₹11,275.65	₹11,035.77	₹8,758.25
		Gross Profit (₹ Lakhs) ⁽²⁾	₹4,372.63	₹3,459.29	₹2,661.63
		Gross Profit Margin (%) ⁽³⁾	38.78%	31.35%	30.39%
		EBITDA (₹ Lakhs) ⁽⁴⁾	₹1,411.52	₹762.81	₹817.89
		EBITDA Margin (%) ⁽⁵⁾	12.52%	6.91%	9.34%
		PAT (₹ Lakhs) ⁽⁶⁾	₹725.36	₹275.84	₹313.44
		PAT Margin % ⁽⁷⁾	6.43%	2.50%	3.58%
		Net cash from operating activities (₹ Lakhs) ⁽⁸⁾	₹(251.72)	₹(40.82)	₹401.19
		Net Worth (₹ Lakhs) ⁽⁹⁾	₹2,291.49	₹1,566.14	₹1,970.49
		Total Debt (₹ Lakhs) ⁽¹⁰⁾	₹2,492.82	₹2,027.65	₹1,176.93
		ROE	0.32	0.16	0.17
		ROCE	0.40	0.30	0.24
		EPS	₹4.87/-	₹2,758.40/-	₹31.34.37/-
		As certified by M/s S S R V & Associates, Chartered Accountants through their certificate dated Tuesday, September 03, 2024.			
		b) Description on the historic use of the KPIs by us to analyse, track or monitor our operational and/or financial performance in evaluating our business, we consider and use certain KPIs, as stated above, as a supplemental measure to review and assess our financial and operating performance. The presentation of these KPIs is not intended to be considered in isolation or as a substitute for the Restated Financial Information. We use these KPIs to evaluate our financial and operating performance. These KPIs have limitations as analytical tools. Further, these KPIs may differ from the similar information used by other companies and hence their comparability may be limited. Therefore, these metrics should not be considered in isolation or construed as an alternative to GAAP measures of performance or as an indicator of our operating performance, liquidity or results of operation. Although these KPIs are not a measure of performance calculated in accordance with applicable accounting standards, our management believes that it provides an additional tool for investors to use in evaluating our ongoing operating results and trends and in comparing our financial results with other companies in our industry because it provides consistency and comparability with past financial performance, when taken collectively with financial measures prepared in accordance with GAAP. Investors are encouraged to review GAAP financial measures and to not rely on any single financial or operational metric to evaluate our business. Explanation for the KPIs:			
		KPI	Remark/Definition/Assumptions		
		Revenue from Operations	Revenue from Operations means the revenue from operations as appearing in the Restated Financial Information.		
		Gross Profit	Gross Profit is calculated as revenue from operations less cost of materials consumed, changes in inventories of finished goods and work-in-progress.		
		Gross Profit Margin	Gross Margin refers to the percentage margin derived by dividing Gross Profit by Revenue from Operations.		
		EBITDA	EBITDA is calculated as restated profit / (loss) for the period / year (excluding Other Income), plus finance costs, total taxes, and depreciation and amortization expense.		
		EBITDA Margin	EBITDA Margin (%) is calculated as EBITDA divided by Revenue from Operations.		
Profit After Tax	PAT is restated Profit/ (Loss) or the period/ year as appearing in the Restated Financial Information.				
PAT Margin	PAT Margin refers to the percentage margin derived by dividing Profit after Tax by Total Income.				
Net cash from operating activities	Net cash from operating activities is Profit before Tax after giving adjustments of non-operating incomes and expenses and Change in Operating Assets and Liabilities.				
Net Worth	Net Worth is sum of Equity Share capital and other Equity.				
Total Debt	Total Debt is sum of short term and Long-term Borrowings.				
Return on Equity	Return on equity provides how efficiently our Company generates profits from shareholders' funds				
Return on Capital Employed	Return on capital employed provides how efficiently our Company generates earnings from the capital employed in the business				
EPS	Earnings per share as defined under Accounting Standard - 20				
c) Comparison of key performance indicators with listed industry peers					
As there are no comparable peer which is listed in India and which are engaged in the same line and comparable to the scale of operation of our Company, hence comparison with industry peers is not applicable. For further details, please refer to the "Risk Factor - 30 We do not have any comparable listed peers in India or abroad. Accordingly, valuation of our Company as compared with other listed Indian companies, may not be comparable and could be higher on account of certain aspects" under the section titled "Risk Factors" on page 30 of the Red Herring Prospectus.					
d) Weighted average cost of acquisition, Floor Price and Cap Price					
a. The price per share of our Company based on the primary/ new issue of shares (equity / convertible securities)					
There has been no issuance of Equity Shares or convertible securities, nor Equity Shares issued pursuant to employee stock option scheme and issuance of bonus shares, during the 18 months preceding the date of the DRHP, where such issuance is equal to or more than 5% of the fully diluted paid-up share capital of the Company (calculated based on the pre-Offer capital before 75 such transaction(s) and excluding ESOPs granted but not vested), in a single transaction or multiple transactions combined together over a span of rolling 30 days.					
b. The price per share of our Company based on the secondary sale / acquisition of shares (equity shares)					
There have been no secondary sale/ acquisitions of Equity Shares, where the promoters, members of the promoter group or shareholder(s) having the right to nominate director(s) in the board of directors of the Company are a party to the transaction (excluding gifts of shares), during the 18 months preceding the date of this certificate, where either acquisition or sale is equal to or more than 5% of the fully diluted paid up share capital of the Company (calculated based on the pre-Offer capital before such transaction(s) and excluding employee stock options granted but not vested), in a single transaction or multiple transactions combined together over a span of rolling 30 days.					
c. The Offer Price is [+/-] times of the face value of the equity shares					
The Offer Price of ₹[+/-] has been determined by our Company in consultation with the Lead Managers, on and is justified in view of the above qualitative and quantitative parameters. Investors should read the above-mentioned information along with 'Risk Factors', 'Our Business', 'Restated Financial Information' and 'Management's Discussion and Analysis of Financial Condition and Results of Operations' beginning on pages 30, 130, 199, and 205, respectively, of this Red Herring Prospectus to have a more informed view. The trading price of Equity Shares could decline due to factors mentioned in 'Risk Factors' beginning on page 30 of the Red Herring Prospectus and you may lose all or part of your investments. However, kindly note, the Floor Price and the Cap Price are 5.7 Times and 5.9 Times the Face Value of the Equity Shares respectively. For further details, please see section titled "Basis of Offer Price" 111 of the Red Herring Prospectus.					

ASBA#

Simple, Safe, Smart way of Application!!!



UPI-Now available in ASBA for Retail Individual Investors and Non-Institutional Investor applying for amount up to ₹5,00,000.00/-, applying through Registered Brokers, DPs and RTAs. UPI Bidder also have the option to submit the application directly to the ASBA Bank (SCSBs) or to use the facility of linked online trading, demat and bank account. Investors are required to ensure that the bank account for bidding is linked to their PAN. Bidders must ensure that their PAN is linked with Aadhaar and are in compliance with CBDT notification dated February 13, 2020, issued by the Central Board of Direct Taxes and the subsequent press releases, including press releases dated June 25, 2021 and September 17, 2021 and CBDT circular no.7 of 2022, dated March 30, 2022 read with press release dated March 28, 2023 and any subsequent press releases in this regard.

Applications supported by blocked amount (ASBA) is a better way of applying to issues by simply blocking the fund in the bank account, For further details, check section on ASBA.

Mandatory in public issues. No cheque will be accepted.

ASBA has to be availed by all the investors except anchor investors. UPI may be availed by (i) Retail Individual Investors in the Retail Portion; (ii) Non-Institutional Investors with an application size of up to ₹5,00,000.00/- in the Non-Institutional Portion. For details on the ASBA and UPI process, please refer to the details given in ASBA form and abridged prospectus and also please refer to the section "Offer Procedure" on page 264 of the Red Herring Prospectus. The process is also available on the website of Association of Investment Bankers of India ("AIBI") and Stock Exchanges and in the General Information Document. ASBA bid-cum-application forms can be downloaded from the websites of the Stock Exchanges and can be obtained from the list of banks that is displayed on the website of SEBI at www.sebi.gov.in/sebiweb/other/OtherAction.do?doRecognisedFpi=yes&intmid=35 and <https://www.sebi.gov.in/sebiweb/other/OtherAction.do?doRecognisedFpi=yes&intmid=43>, respectively as updated from time to time. For the list of UPI apps and banks live on IPO, please refer to the link: www.sebi.gov.in. UPI Bidders Bidding using the UPI mechanism may apply through the SCSBs and mobile applications whose names appear on the website of SEBI, as updated from time to time. HDFC Bank Limited and Axis Bank Limited have been appointed as Sponsor Banks for the Offer, in accordance with the requirements of the SEBI Circular dated November 01, 2018 as amended. For Offer related queries, please contact the Book Running Lead Manager on their respective email IDs as mentioned below. For UPI related queries, investors can contact NPCI at the toll free number at 18001201740 and e-mail address at ipo.upi@npci.org.in.

THE EQUITY SHARES OF OUR COMPANY WILL GET LISTED ON SMALL AND MEDIUM ENTERPRISES PLATFORM, I.E., EMERGE PLATFORM OF THE NATIONAL STOCK EXCHANGE OF INDIA LIMITED

In case of any revision in the Price Band, the Bid/Offer Period will be extended by at least 3 additional Working Days after such revision of the Price Band, subject to the Bid/Offer Period not exceeding 10 Working Days. In cases of force majeure, banking strike or similar unforeseen circumstances, our Company in consultation with the Book Running Lead Manager, for reasons to be recorded in writing, extend the Bid/Offer Period for a minimum of 1 Working Day, subject to the Bid/Offer Period not exceeding 10 Working Days. Any revision in the Price Band and the revised Bid/Offer Period, if applicable, will be widely disseminated by notification to the Stock Exchange, by issuing a public notice, and also by indicating the change on the respective websites of the BRLMs and at the terminals of the Syndicate Member and by intimation to the Self-Certified Syndicate Banks ("SCSBs") other Designated Intermediaries and the Sponsor Bank(s), as applicable. The Offer is being made through the Book Building Process, in terms of Rule 19(2)(b) of the SCRR read with Regulation 229(2) of the SEBI (ICDR) Regulations and in compliance with Regulations 249(2), and 253(1) of the SEBI (ICDR) Regulations, wherein not more than 50.00% of the Net Offer shall be available for allocation on a proportionate basis to Qualified Institutional Buyers ("QIBs", and such portion, the "QIB Portion"), provided that our Company may, in consultation with the Book Running Lead Manager, allocate up to 60.00% of the QIB Portion to Anchor Investors on a discretionary basis, in accordance with the SEBI (ICDR) Regulations (the "Anchor Investor Portion"), of which 1/3rd shall be reserved for domestic Mutual Funds, subject to valid Bids being received from domestic Mutual Funds at or above the Anchor Investor Allocation Price, in accordance with the SEBI (ICDR) Regulations. In the event of under-subscription or non-allocation in the Anchor Investor Portion, the balance Equity Shares of face value of ₹10.00/- each shall be added to the remaining QIB Portion ("Net QIB Portion"). Further, 5.00% of the Net QIB Portion shall be available for allocation on a proportionate basis to Mutual Funds only, and the remainder of the Net QIB Portion shall be available for allocation on a proportionate basis to all QIBs (other than Anchor Investors), including Mutual Funds, subject to valid Bids being received at or above the Offer Price. However, if the aggregate demand from the Mutual Funds is less than 5.00% of the Net QIB Portion, the balance Equity Shares of face value of ₹10.00/- each available for allocation will be added to the remaining QIB Portion for proportionate allocation to QIBs. Further, not less than 15.00% of the Net Offer shall be available for allocation to Non-Institutional Bidders ("Non-Institutional Portion") in accordance with the SEBI (ICDR) Regulations, out of which (a) one-third of such portion shall be reserved for Bidders with application size of more than ₹20 million and up to ₹1.00 million; and (b) 2/3rd of such portion shall be reserved for Bidders with application size of more than ₹1.00 million, provided that the unsubscribed portion in either of such sub-categories may be allocated to Bidders in the other sub-category of Non-Institutional Bidders. Further, not less than 35.00% of the Net Offer shall be available for allocation to Retail Individual Bidders ("Retail Portion") in accordance with the SEBI (ICDR) Regulations, subject to valid Bids being received at or above the Offer Price. All Bidders (except Anchor Investors) are mandatorily required to utilize the Application Supported by Blocked Amount ("ASBA") process by providing details of their respective ASBA accounts (and UPI ID in case of UPI Bidders), as applicable, pursuant to which their corresponding Bid Amount will be blocked by the Self Certified Syndicate Banks or by the Sponsor Banks under the UPI Mechanism, as the case may be. Anchor Investors are not permitted to participate in the Offer through the ASBA Process. For further details, see "Offer Procedure" beginning on 264 of the Red Herring Prospectus.

Bidders/ Applicants should ensure that DP-ID, PAN, Client-ID and UPI-ID (for UPI Bidders bidding through the UPI Mechanism) are correctly filled in the Bid cum Application Form. The DP-ID, PAN and Client-ID provided in the Bid cum Application Form should match with the DP-ID, PAN, Client-ID available in the Depository database, otherwise, the Bid cum Application Form is liable to be rejected. Bidders/ Applicants should ensure that the beneficiary account provided in the Bid cum Application Form is active. Bidders/Applicants should note that on the basis of the PAN, DP-ID, Client-ID, and UPI-ID (for UPI Bidders bidding through the UPI Mechanism) as provided in the Bid cum Application Form, the Bidder/Applicant may be deemed to have authorised the Depositories to provide to the Registrar to the Offer, any requested Demographic Details of the Bidder/Applicant as available on the records of the depositories. These Demographic Details may be used, among other things, for giving Allotment Advice or unblocking of ASBA Account or for other correspondence(s) related to the Offer. Bidders/Applicants are advised to update any changes to their Demographic Details as available in the records of the Depository Participant to ensure accuracy of records. Any delay resulting from failure to update the Demographic Details would be at the Bidders/Applicants' sole risk. Investors must ensure that their PAN is linked with Aadhaar and are in compliance with CBDT notification dated February 13, 2020 and press release dated June 25, 2021, read with press release dated September 17, 2021 and CBDT circular no.7 of 2022, dated March 30, 2022 read with press release dated March 28, 2023 and any subsequent press releases in this regard.

Contents of the Memorandum of Association of our Company as regards its Objects: For information on the main objects of our Company, please see the section "History and Certain Corporate Matters" beginning on 171 of the Red Herring Prospectus. The Memorandum of Association of our Company is a material document for inspection in relation to the Offer. For further details, please see the section titled "Material Contracts and Documents for Inspection" beginning on 313 of the Red Herring Prospectus.

Liability of the members of our Company: Limited by shares

Amount of share capital of our Company and Capital structure: As on the date of the Red Herring Prospectus.

Particulars	Number of Equity Shares	Face Value	Aggregate Amount of Share Capital at Face Value
Authorized Share Capital	2,00,00,000	₹10.00/-	₹2,00,00 Lakhs
Issued, subscribed and paid-up share capital	1,48,80,000	₹10.00/-	₹1,48,80 Lakhs

For details, please see the section titled "Capital Structure" beginning on 79 of the Red Herring Prospectus.

Names of signatories to the Memorandum of Association of our Company and the number of Equity Shares subscribed by them: The initial signatories to the Memorandum of Association of the Company, subscribing to a total of 10,00,000 Equity Shares of face value of ₹10.00/- each, are Aliasgar Roshan Hararwala (1,714 Equity Shares of face value of ₹10.00/- each), Mohammad Salim Hararwala (953 Equity Shares of face value of ₹10.00/- each), Aliasgar Abdulla Bhagat (1,143 Equity Shares of face value of ₹10.00/- each), Abdulla Aliasgar Bhagat (1,714 Equity Shares of face value of ₹10.00/- each), Hoozefa Saleem Hararwala (952 Equity Shares of face value of ₹10.00/- each), Abbasali Salim Hararwala (952 Equity Shares of face value of ₹10.00/- each), Zahid Mohammad Hararwala (1,429 Equity Shares of face value of ₹10.00/- each), and Roshan Alihusain Hararwala (1,143 Equity Shares of face value of ₹10.00/- each). For details of the share capital history of our Company, please see the section titled "Capital Structure" beginning on 79 of the Red Herring Prospectus.

Listing: Our Company has received "in-principle" approvals from NSE for the listing of the Equity Shares of face value of ₹10.00/- each pursuant to letter bearing reference number NSE/LIST/3306 dated Wednesday, April 24, 2024, to use the name of NSE in this Offer Document for listing of Equity Shares on the NSE Emerge. The Equity Shares of face value of ₹10.00/- each issued and offered through the Red Herring Prospectus are proposed to be listed on the NSE Emerge. For the purposes of the Offer, NSE is the Designated Stock Exchange. A signed copy of the Red Herring Prospectus has been filed with the Registrar of Companies, Mumbai, and a signed copy of the Prospectus shall be delivered to the Registrar of Companies, Mumbai, in accordance with Sections 26(4) and 32 of the Companies Act, 2013. For details of the material contracts and documents that will be available for inspection from the date of the Red Herring Prospectus up to the Bid/Offer Closing Date, see "Material Contracts and Documents for Inspection" beginning on 313 of the Red Herring Prospectus.

Disclaimer Clause of the Securities and Exchange Board of India ("SEBI"): Since the Offer is being made in terms of Chapter IX of the SEBI (ICDR) Regulations, the Red Herring Prospectus has been filed with SEBI. In terms of the SEBI Regulations, the SEBI shall not issue any observation on the Offer Document. Hence there is no such specific disclaimer clause of SEBI. However, the investors are advised to refer to page 239 of the Red Herring Prospectus for the full text of the disclaimer clause of SEBI.

Disclaimer Clause of NSE (Designated Stock Exchange): It is to be distinctly understood that the permission given by NSE should not in any way be deemed or construed that the Offer Document has been cleared or approved by NSE nor does it certify the correctness or completeness of any of the contents of the Offer Document. The investors are advised to refer to page 240 of the Red Herring Prospectus for the full text of the Disclaimer Clause of NSE.




Credit Rating: This being the Offer of Equity Shares, hence, no credit rating is required.

Debenture Trustees: This is an Issue of Equity Shares, the appointment of Debenture trustees is not required.

IPO Grading: This Issue is made in terms of Chapter IX of the SEBI (ICDR) Regulations, there is no requirement of appointing an IPO Grading Agency.

General Risk: Investments in equity and equity-related securities involve a degree of risk and Bidders should not invest any funds in the Offer unless they can afford to take the risk of losing their entire investment. Bidders are advised to read the risk factors carefully before taking an investment decision in the Offer. For taking an investment decision, Bidders must rely on their own examination of our Company and the Offer, including the risks involved. The Equity Shares in the Offer have not been recommended or approved by the SEBI, nor does SEBI guarantee the accuracy or adequacy of the contents of the Red Herring Prospectus. Specific attention of the Bidders is invited to "Risk Factors" beginning on 30 of the Red Herring Prospectus.

Risk in Relation to the First Issue: The face value of the Equity Shares is ₹10.00/- .The Floor Price, Cap Price and Issue Price determined by our Company, in consultation with the Book Running Lead Manager, on the basis of the assessment of market demand for the Equity Shares by way of the Book Building Process, as stated under "Basis for Offer Price" on page 111 should not be considered to be indicative of the market price of the Equity Shares after the Equity Shares are listed. No assurance can be given regarding an active or sustained trading in the Equity Shares nor regarding the price at which the Equity Shares will be traded after listing.

BOOK RUNNING LEAD MANAGER	REGISTRAR TO THE OFFER	COMPANY SECRETARY AND COMPLIANCE OFFICER
<div></div> <div>SWARAJ SHARES & SECURITIES PVT LTD</div> <div>Swaraj Shares and Securities Private Limited Principal Place of Business: Unit No 304, A Wing, 215 Atrium, Near Courtyard Marriott, Andheri East, Mumbai - 400093, Maharashtra, India Contact Person: Mr. Tanmoy Banerjee/ Ms. Pankita Patel Contact Number: +91-22-69649999 Email Address: ipo@swarajshares.com Investor grievance Email Address: investorrelations@swarajshares.com Corporate Identification Number: U51101WB2000PTC092621 SEBI Registration Number: INM000012980 Validity: Permanent Website: www.swarajshares.com</div>	<div></div> <div>PURVA Sharegistry (India) Private Limited 9, Shiv Shakti Industrial Estate, J. R. Boricha Marg, Lower Parel (East) Mumbai 400011, Maharashtra, India Contact Person: Ms. Deepali Dhuri Contact Number: 022 2301 8261 E-mail Address: support@purvashare.com Investors Grievance E-mail Address: support@purvashare.com SEBI Registration Number: INR000001112 Corporate Identification Number: U67120MH1993PTC074079 Website: www.purvashare.com</div>	<div></div> <div>Paramount Speciality Forgings Limited 3, 1, Guru Himmat Building, Dr. Mascarenhas Road Anjirwadi, Mazgaon, Mumbai - 400010, Maharashtra, India Contact Person: Ms. Ankita Anil Pantakar Contact Number : +91 022-2373 2656 Email: compliance@paramountforge.org Website: www.paramountforge.com</div> <div>Investors may contact the Company Secretary and Compliance Officer or the Registrar to the Offer in case of any pre-Offer or post-Offer related grievances including non-receipt of letters of Allotment, non-credit of Allotted Equity Shares in the respective beneficiary account, non-receipt of refund orders or non-receipt of funds by electronic mode, etc. For all Offer related queries and for redressal of complaints, investors may also write to the Book Running Lead Manager.</div>

Availability of the Red Herring Prospectus: Investors are advised to refer to the Red Herring Prospectus and the "Risk Factors" beginning on 30 of the Red Herring Prospectus, before applying in the Offer. A copy of the Red Herring Prospectus shall be available on website of SEBI at www.sebi.gov.in, website of National Stock Exchange of India Limited at www.nseindia.com, and the website of the Company at www.paramountforge.com and on the websites of the Book Running Lead Manager at www.swarajshares.com.

Availability of the Abridged Prospectus: A copy of the abridged prospectus shall be available on the website of the Company, the Book Running Lead Manager, and the Registrar to the Offer at www.paramountforge.com, www.swarajshares.com, www.purvashare.com, respectively.

Availability of Bid Cum Application Forms: Bid cum Application Forms can be obtained from the Registered Office of Paramount Speciality Forgings Limited at 3, 1, Guru Himmat Building, Dr. Mascarenhas Road Anjirwadi, Mazgaon, Mumbai - 400010, Maharashtra, India, or can be contact at +91-022-2373 2656, and vide email at compliance@paramountforge.org; Principal Place of Business of the Book Running Lead Manager situated at Unit No 304, A Wing, 215 Atrium, Near Courtyard Marriott, Andheri East, Mumbai - 400093, Maharashtra, India, or can be contact at +91-22-69649999, and vide email address at ipo@swarajshares.com; or Registrar to the Offer's Registered Office situated at 9, Shiv Shakti Industrial Estate, J. R. Boricha Marg, Lower Parel (East) Mumbai 400011, Maharashtra, India., or can be contact at 022-2301-8261, or vide E-mail Address at support@purvashare.com and at the select locations of the Sub-syndicate Members (as given below), SCSBs, Registered Brokers, RTAs and CDPs participating in the Offer. ASBA Forms will also be available on the website of NSE and the Designated Branches of SCSBs, the list of which is available at websites of the Stock Exchanges and SEBI.

Sub-Syndicate Members: Not Applicable

Escrow Collection Bank, Refund Bank, Public Offer Account Bank, Sponsor Bank: Axis Bank Limited

Price Information and the Track Record of the Past Issues handled by the Book Running Lead Manager:

Price information of past issues (during current financial year and two financial years preceding the current financial year)											
Sr. No.	Issue Name	Issue Size (₹ in Crores)	Issue Price (In ₹)	Listing Date	Opening Price on Listing Date	+/- % change in closing price, [+/- % change in closing benchmark]					
						30th calendar days from Listing		90th calendar days from Listing		180th calendar days from Listing	
						+/- % change in closing price	+/- % change in closing benchmark	+/- % change in closing price	+/- % change in closing benchmark	+/- % change in closing price	+/- % change in closing benchmark
1	Shooro Designs Limited	₹2.03	₹48.00	Tuesday, 29 August 2023	₹91.20	35.38%	(1.36%)	3.13%	19.57%	4.79%	67.08%
2	Micropro Software Solutions Limited	₹49.95	₹81.00	Friday, 10 November 2023	₹80.00	(27.59%)	4.50%	(33.58%)	17.32%	(44.07%)	28.77%
3	Rox Hi-Tech Limited	₹30.70	₹83.00	Thursday, 16 November 2023	₹135.00	101.51%	4.13%	33.13%	4.49%	67.05%	26.59%
4	Marinetrans India Limited	₹10.92	₹26.00	Friday, 8 December 2023	₹30.00	76.54%	5.72%	27.50%	9.71%	11.54%	17.69%
5	Sahara Maritime Limited	₹6.88	₹81.00	Tuesday, 26 December 2023	₹81.00	(0.21%)	24.50%	(33.33%)	44.70%	(38.27%)	103.51%
6	Manoj Ceramic Limited	₹14.47	₹62.00	Wednesday, 3 January 2024	₹82.00	42.74%	21.82%	102.58%	50.06%	107.98%	97.25%
7	Jay Bee Laminations Limited	₹88.96	₹148.00	Tuesday, 3 September, 2024	₹277.40	Not Applicable					

Notes:	
a	For Shooro Designs Limited, the closing price as of the 90th trading day has been determined as November 17, 2023, which corresponds to the last trading day prior to November 27, 2023 (i.e., 90 trading days from the listing date).
b	For Shooro Designs Limited, the closing price as of the 180th trading day has been determined as February 22, 2024, which corresponds to the last trading day prior to February 25, 2024 (i.e., 180 trading days from the listing date).
c	For Micropro Software Solutions Limited, the closing price as of the 30th trading day has been determined as December 08, 2023, which corresponds to the last trading day prior to December 10, 2023 (i.e., 30 trading days from the listing date).
d	For Micropro Software Solutions Limited, the closing price as of the 90th trading day has been determined as March 07, 2024, which corresponds to the last trading day prior to March 08, 2024 (i.e., 90 trading days from the listing date).
e	For Rox Hi-Tech Limited, the closing price as of the 30th trading day has been determined as December 15, 2023, which corresponds to the last trading day prior to December 16, 2023 (i.e., 30 trading days from the listing date).
f	For Marinetrans India Limited, the closing price as of the 30th trading day has been determined as January 05, 2024, which corresponds to the last trading day prior to January 07, 2024 (i.e., 30 trading days from the listing date).
g	For Marinetrans India Limited, the closing price as of the 90th trading day has been determined as Tuesday, March 05, 2024, which corresponds to the last trading day prior to Thursday, March 07, 2024 (i.e., 90 trading days from the listing date).
h	For Sahara Maritime Limited, the closing price as of the 90th trading day has been determined as Friday, March 22, 2024, which corresponds to the last trading day prior to Monday, March 25, 2024 (i.e., 90 trading days from the listing date).
i	For Sahara Maritime Limited, the closing price as of the 180th trading day has been determined as Friday, June 21, 2024, which corresponds to the last trading day prior to Sunday, June 23, 2024 (i.e., 180 trading days from the listing date).
j	The Nifty SME Emerge Index or S&P BSE SME IPO index is considered as the benchmark index as per the designated stock exchange disclosed by the respective issuer at the time of the issue, as applicable.

Summary statement of price information of past issues (during current financial year and two financial years preceding the current financial year)														
Sr. No.	Total Number of IPOs	Total Amount of Funds Raise (₹ in Crores)	No. of IPOs trading at Discount			No. of IPOs trading at Premium			No. of IPOs trading at Discount			No. of IPOs trading at Premium		
			30th calendar days from Listing			30th calendar days from Listing			180th calendar days from Listing			180th calendar days from Listing		
			Over 50%	Between 25-50%	Less than 25%	Over 50%	Between 25-50%	Less than 25%	Over 50%	Between 25-50%	Less than 25%	Over 50%	Between 25-50%	Less than 25%
1	2022-2023	Nil	Not Applicable											
2	2023-2024	₹114.95	--	1	1	2	2	--	2	1	1	--	1	1
3	2024-2025	₹88.96	Not Applicable			Not Applicable			Not Applicable			Not Applicable		

Track record of past issues handled by the Book Running Lead Manager: For details regarding the track record of the Book Running Lead Manager to the Issue as specified in Circular reference CIR/MIRSD/1/ 2012 dated January 10, 2012, issued by the SEBI, please refer the website of Lead Manager at www.swarajshares.com.

All capitalized terms used herein and not specifically defined shall have the same meaning as ascribed to them in the Red Herring Prospectus.

For Paramount Speciality Forgings Limited
On behalf of the Board of Directors
Sd/-
Ms. Ankita Anil Patankar
Company Secretary and Compliance Officer

Place: Mumbai
Date: Monday, September 09, 2024

Paramount Speciality Forgings Limited is proposing, subject to applicable statutory and regulatory requirements, receipt of requisite approvals, market conditions and other considerations, to make an initial public offering of its Equity Shares and has filed the Red Herring Prospectus with RoC on Monday, September 09, 2024. The Red Herring Prospectus shall be available on the website of SEBI at www.sebi.gov.in, as well as on the websites of the NSE at www.nseindia.com, website of the Company at www.paramountforge.com and on the websites of the Book Running Lead Manager at www.swarajshares.com. Any potential investors should note that investment in equity shares involves a high degree of risk and for details relating to such risk, see 'Risk Factors' on page 30 of the Red Herring Prospectus. Potential Bidders should not rely on the Draft Red Herring Prospectus and Addendum filed with NSE for making any investment decision and instead should place reliance on the Red Herring Prospectus.

The Equity Shares offered in the Offer have not been and will not be registered under the U.S. Securities Act of 1933, as amended ("U.S. Securities Act"), or any other applicable law of the United States and, unless so registered, may not be offered or sold within the United States absent registration under the U.S. Securities Act, except pursuant to an exemption from, or in a transaction not subject to, the registration requirements of the U.S. Securities Act and applicable state securities laws. Accordingly, the Equity Shares are being offered and sold (i) in the United States only to persons reasonably believed to be "qualified institutional buyers" (as defined in Rule 144A under the U.S. Securities Act) pursuant to Section 4(a) of the U.S. Securities Act, and (ii) outside the United States in offshore transactions as defined in and in compliance with Regulation S under the U.S. Securities Act and the applicable laws of the jurisdiction where those offers and sales are made. There will be no public offering of the Equity Shares in the United States.