

# National Stock Exchange of India

## Circular

Department: Investigation	
Download Ref No: NSE/INVG/56510	Date: April 26, 2023
Circular Ref. No: 102/2023	

To All NSE Members

### **Sub: SEBI Order in the matter of Stock Recommendations using Social Media Channel (Telegram)**

This is with reference to NSE Circular no. NSE/INVG/51019 dated January 12, 2022 in respect of SEBI order no. WTM/SKM/54/201-22 dated January 12, 2022.

SEBI now vide its order WTM/AN/ISD/ISD-SEC-3/25879/2023-24 dated April 26, 2023 has restrained following entities from accessing the securities market and are further prohibited from buying, selling or otherwise dealing in the securities market, directly or indirectly in any manner whatsoever, from the date of this Order, till expiry of 3 years from the date of payment of disgorgement amount as mentioned at paragraph 66.4 of SEBI Order.

Sr. No.	Name	PAN
1	Himanshu Mahendrabhai Patel	BEHPP8092K
2	Raj Mahendrabhai Patel	DDNPP8715E
3	Jaydev Zala	ABTPZ5894K

Further, restrained following entities from accessing the securities market and are further prohibited from buying, selling or otherwise dealing in the securities market, directly or indirectly in any manner whatsoever, from the date of this Order, till expiry of 1 year from the date of payment of disgorgement amount as mentioned at paragraph 66.4 of SEBI Order.

Sr. No.	Name	PAN
1	Mahendrabhai Bechardas Patel	ABNPP4581B
2	Kokilaben Mahendrabhai Patel	DAUPP2977L
3	Avaniben Kirankumar Patel	CQIPP0707R

---

## National Stock Exchange of India

This Order shall come into force with immediate effect.

The detailed order is available on SEBI website (<http://www.sebi.gov.in>).

Further, the consolidated list of such entities is available on the Exchange website <http://www.nseindia.com> home page at the below mentioned link:

<https://www.nseindia.com/regulations/member-sebi-debarred-entities>

Members are advised to take note of the above and ensure compliance.

In case of any further queries, members are requested to contact the following officials:

Mr. Rajkumar Jain (Extension: 23457); Mr. Sandesh Sawant (Extension: 23335)  
Direct No: 022-26598417/18 Fax: 022-26598195

**For and on behalf of**

**National Stock Exchange of India Limited**

**Sandesh Sawant**  
**Senior Manager**

**Annexure : Final Order in the matter of Stock Recommendations using Social Media Channel (Telegram)**

**SECURITIES AND EXCHANGE BOARD OF INDIA**  
**FINAL ORDER**

**Under Sections 11 (1), 11 (4), 11 (4A), 11B (1) and 11B (2) of the Securities and Exchange Board of India Act, 1992**

**In respect of:**

<b>Noticee no.</b>	<b>Name of the Noticee</b>	<b>PAN</b>
1.	Himanshu Mahendrabhai Patel	BEHPP8092K
2.	Raj Mahendrabhai Patel	DDNPP8715E
3.	Jaydev Zala	ABTPZ5894K
4.	Mahendrabhai Bechardas Patel	ABNPP4581B
5.	Kokilaben Mahendrabhai Patel	DAUPP2977L
6.	Avaniben Kirankumar Patel	CQIPP0707R

**(Collectively referred to as “Noticees”)**

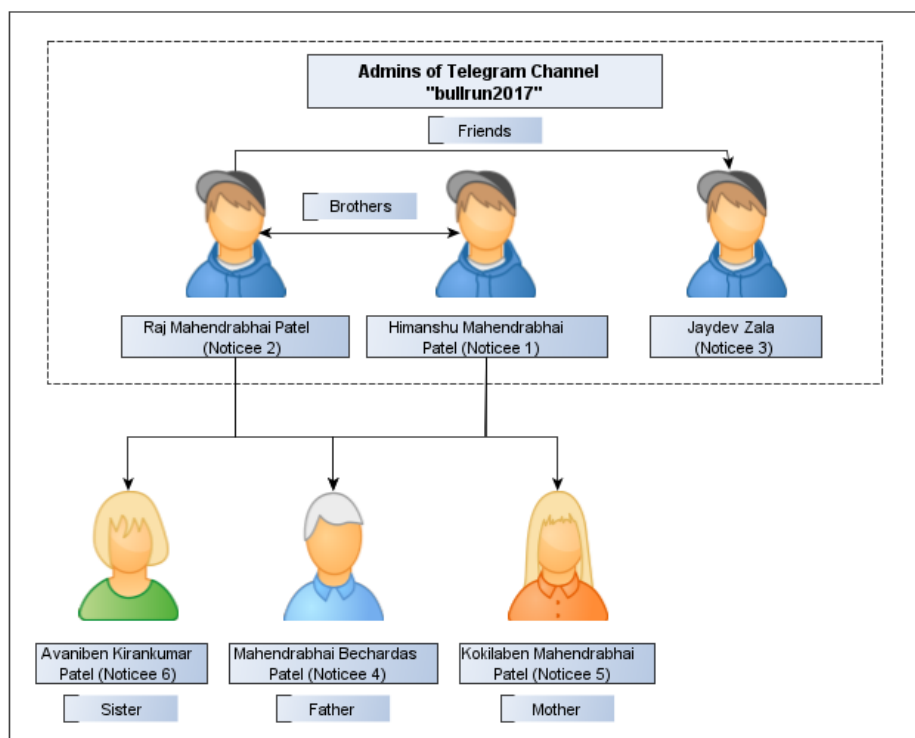
**In the matter of Stock Recommendations using Social Media Channel (Telegram)**

**Summary of the case:**

1. Noticee nos. 1, 2 & 3 were the Administrators of a Telegram Channel named “@bullrun2017 (Bull Run Investment Educational Channel)”, which had more than 49,000 subscribers, and were engaged in dissemination of false and misleading messages recommending specific stocks in the said Telegram Channel. Noticee nos. 1, 2 & 3 purchased specific stocks using their own trading accounts as well as the trading accounts of family members of Noticee nos. 1 & 2 (i.e., Noticee nos. 4, 5 and 6), and then circulated buy recommendation messages for those specific

stocks in the Telegram channel, without disclosing their own interest and intent to sell the stocks instead. Subsequently, contrary to their own recommendations, the *Noticees* sold their stocks at inflated prices to unsuspecting investors who had followed their advice, thereby booking unlawful profits. The relationship among the *Noticees*, based on statements made by the *Noticees* to the Investigating Authority and from KYC records, is depicted below in Image no.1.

**Image no. 1**



**Background:**

2. Securities and Exchange Board of India (hereinafter referred to as “SEBI”) received two undated complaints on July 30, 2021 and October 11, 2021 wherein it was *inter alia* alleged that certain entities used the social media platform Telegram, to artificially inflate the stock prices and make illegal profits. Based on the aforesaid complaints, SEBI initiated an investigation in the present matter against the *Noticees*. Pursuant to the investigation, the *Noticees* were *prima facie* alleged to have engaged in the acts of devising and implementing a manipulative scheme to make unlawful profits. An *Interim ex-parte order cum Show Cause Notice* dated January 12, 2022 (hereinafter referred to as “SCN”) was passed in the matter,

*inter alia* restraining the *Noticees* from dealing in securities, either directly or indirectly, in any manner whatsoever till further orders.

3. The SCN also alleges that Noticee nos. 1, 2 and 3, by employing a scheme to artificially inflate the price and volume of certain scrips, have acted in a fraudulent manner and such actions were alleged to be in violation of Section 12A (a), (b), (c) of Securities and Exchange Board of India Act, 1992 (hereinafter referred to as “**SEBI Act**”) and Regulations 3 (a), (b), (c) and (d), 4(1) and 4(2)(a),(d),(e),(k),(o) and (r) of SEBI (Prohibition of Unfair Trade Practices relating to Securities Market) Regulations, 2003 (hereinafter referred to as “**PFUTP Regulations**”). The SCN further alleges that the Noticee nos. 4, 5 and 6 aided and abetted the fraudulent scheme by facilitating the use of their trading accounts for execution of trades by *Noticee nos.* 1 and 2 and were alleged to be in violation of Regulations 3(a), (b), (c), (d) and 4(1) of PFUTP Regulations.
4. Vide the said Interim Order cum SCN, the *Noticees* were called upon to show cause as to why suitable directions under sections 11(1), 11(4)(d) and 11B(1) of the SEBI Act including disgorgement of an amount equivalent to the alleged unlawful profits made on account of the fraudulent scheme and direction to refrain from accessing the securities market and prohibiting them from buying, selling or otherwise dealing in securities, for an appropriate period, should not be issued against them for the alleged violations of provisions of the SEBI Act and PFUTP Regulations. Further, the *Noticees* were called upon to show cause as to why appropriate penalty under sections 11B (2) and 11(4A) read with section 15HA of SEBI Act should not be imposed on them for the aforesaid alleged violations.
5. Further, vide the said Interim Order cum SCN, the *Noticees* were jointly and severally held to be liable for the proceeds alleged to have been unlawfully earned by them by carrying out the alleged fraudulent scheme. Accordingly, the *Noticees* were directed to deposit an amount of INR 2,84,29,948, which was *prima facie* alleged to be the proceeds unlawfully earned by them, in an escrow account. It is noted that the *Noticees* have only partially complied with the directions issued

under the Interim Order cum SCN and only INR 98,84,427. 86 has been deposited in an escrow account.

6. The brief facts of the case as contained in the SCN and the documents provided to the *Noticees*, are as under:

6.1. SEBI initiated an investigation, based on the complaints received on July 30, 2021 and October 11, 2021, in respect of the Telegram channel “bullrun2017/ Bull Run Investment Educational Channel” (hereinafter referred to as the “**Telegram Channel**”), for the period of January 01, 2021 to November 12, 2021 (hereinafter referred to as “**Investigation period**”).

6.2. The said Telegram channel allowed only one-way communication from the administrators of the channel who post messages while the subscribers can only view such messages. The number of subscribers of the Telegram Channel was gradually increasing and the channel had more than 49,000 subscribers as on January 12, 2022.

6.3. The description on the Telegram Channel read as: “*We are team of 4 Research Analysts with combined experience of 40 years. All calls are for study purpose only. Taking any trade consultant your financial advisor. We are in the process of getting SEBI Research Analyst Registration.” (sic.) (emphasis supplied).*

6.4. The aforesaid Telegram Channel provided recommendations to its subscribers for trading in both Cash as well as Derivatives segments, for both intra-day as well as positional trades. The recommendations issued with respect to the cash segment were majorly focused on small cap scrips. The said Telegram Channel was promoted through Facebook, WhatsApp, Instagram etc.

6.5. Analysis of the Telegram channel led to the investigation into the activities of a WhatsApp group viz., “Stock Gujrati 3” and based on the information provided by Telecom Service Providers, it was found that the administrators of

the said WhatsApp Group were Noticee nos. 1, 2 and 3. Further, it was *prima facie* found that the aforesaid *Noticees* were the Administrators of the Telegram Channel.

6.6. In order to gather more information/ evidence, search and seizure operation was simultaneously carried out at two different locations, one at the address of Noticee nos. 1 and 2 (Mahesana, Gujarat) and the other at the address of Noticee no. 3 (Ahmedabad, Gujarat), by SEBI on December 01, 2021. Mobile phones and data storage devices found in possession of the *Noticees* and their relatives were seized from the aforesaid locations.

6.7. Later, as a part of SEBI's investigation, the statement of Noticee no. 1 was recorded under oath on December 02, 2021 while Noticee nos. 2 and 3 were deposed under oath on December 03, 2021. Based on their statements and the Forensic Audit of the electronic devices seized, it was observed that the Telegram channel named as "bullrun2017" was primarily operated and managed by Noticee nos. 1, 2 and 3 and the trades in different scrips have been executed through the accounts of all the six *Noticees* before and after making recommendations on those scrips to thousands of subscribers to the said Telegram channel.

6.8. The examination of the trades executed by the *Noticees* revealed that they used their trading accounts to first buy the shares of the concerned companies, followed by making buy recommendations with respect to those scrips through the Telegram channel so as to induce thousands of subscribers to deal in those scrips and eventually, after making such recommendations to the subscribers, *Noticees* used to sell the shares in the market accumulated by them in the first leg of transaction for a profit. Further, Investigation revealed that they had carried out the said *modus operandi* in different scrips on a routine basis during the Investigation period.

6.9. As an illustration of the *modus operandi* adopted, the *Noticees'* activities with respect to 2 scrips namely, Total Transport Systems Limited and Metro Global Limited are discussed in the following paragraphs of the Order.

**A. Total Transport Systems Limited (“Total Transport”)**

6.10. It was seen that buy recommendations were made on multiple days on/ around April 26, 2021, May 17, 2021, June 07, 2021, July 19, 2021 and July 20, 2021 in the scrip of Total Transport. A sample of the recommendation is given below:

**IMAGE No. 2**



6.11. From the image no. 2 above, it is noted that a recommendation was made under the name of “Jackpot Delivery” on July 19, 2021, recommending the subscribers to purchase 5000-7000 shares of Total Transport at a price range of INR 65-70 with targets of INR 100, 150, 200 and a stop loss of INR 50. The message further asserts that the buying interest in the said scrip would be so strong that the price would stop only at 20% hike, which was the buyer cap as per the said message.

6.12. It is noted that the price and volume of the scrip witnessed significant impact as soon as buy recommendations were made about the said scrip in the Telegram channel. The price-volume impact is summarized in the following table:

**Table no. 1**

Recommendation Date (R)	Recommendation Levels		Price Impact Post Recommendation			Volume Impact Post Recommendation		
	Entry Price (₹)	Target Price (₹)	Daily High/Low Variation % in preceding 10 days	Daily High/Low Variation % on date of Recommendation	Daily High/Low Variation % in immediately succeeding 10 days	Daily Avg. Trading Vol. in Preceding 10 days	Trading Vol on the day of the Recommendation	Daily Avg. Trading Vol. on succeeding 10 days
(1)	(2)	(3)	(4)	(5)	(6)	(7)	(8)	(9)
26/04/21	45.00	60	7.64	9.16	7.67	26,297	<b>1,96,600</b>	49,472
17/05/21	45.50	49	7.20	11.92	4.77	54,071	<b>1,42,487</b>	19,460
07/06/21	46.00	50	4.44	20.05	11.55	20,091	<b>5,65,758</b>	85,347
20/07/21	66.0	75 - 77	7.78*	10.59	7.94	1,88,817*	<b>14,97,586</b>	98,049

\*-includes the trades executed by the Noticees prior to the recommendation messages posted after-market hours on July 16, 2021 and July 19, 2021

6.13. A comparison of figures in column (5) vis-à-vis column (4) & (6) in Table no. 1 above reveals that whenever recommendations were made in the Telegram Channel, the scrip of Total Transport witnessed an increase in price fluctuations, on a high to low basis, as compared to the average fluctuation in its price witnessed during the preceding as well as the succeeding 10 days. Similarly, a comparison of the figures in column (8) vis-à-vis columns (7) & (9) in Table no. 1 above shows that the volume of the scrip also witnessed an increase on the recommendation day, as compared to the days preceding as well as the succeeding 10 days of the date on which the recommendations about the scrip were made in the said Telegram Channel.

6.14. The date wise details of the said trades executed by the Noticees vis-à-vis the time when the recommendations were made through the Telegram Channel are brought out in the following table:

**Table no. 2**

Date	Name	Trade Details								Recommendation Time
		Trade Buy Qty.	Trade Buy Limit Price ( ₹	Trade Buy Start Time	Trade Buy End Time	Trade Sell Qty.	Trade Sell Limit Price ( ₹	Trade Sell Start Time	Trade Sell End Time	
(1)	(2)	(3)	(4)	(5)	(6)	(7)	(8)	(9)	(10)	(11)
26-Apr-21	Raj (Noticee no. 2)	5103	42.80 - 44.00	10:23:26	10:27:09	5103	44.55 - 44.85	10:32:45	10:42:13	10:35:47
	Avaniben (Noticee no. 6)	3000	44.00	10:28:40	10:28:40	3000	44.20 - 44.60	10:42:23	10:51:02	10:37:06 10:38:58 10:39:54
17-May-21	Raj (Noticee no. 2)	1000	43.40 - 44.20	10:55:48	10:55:48	1000	46.00	11:04:43	11:04:43	10:58:51
	Jaydev Zala (Noticee no. 3)	2500	45.50 - 47.00	10:58:27	11:00:30	2500	45.80 - 46.05	11:05:01	11:06:19	
	Avaniben (Noticee no. 6)	8000	42.90 - 46.00	10:55:40	10:58:40	8000	46.20 - 47	10:59:57	11:04:22	
07-Jun-21	Raj (Noticee no. 2)	2296	45.00	09:53:53	09:53:53	2296	46.00 - 46.05	09:56:27	09:56:27	09:57:45
	Himanshu (Noticee no. 1)	5200	42.45 - 43.80	09:51:32	09:52:20	5200	45.50 - 46.20	09:55:33	09:59:13	
	Jaydev (Noticee no. 3)	6300	45.90 - 46.20	09:56:15	10:16:50	6300	44.45 - 46.20	09:58:13	10:17:27	
	Avaniben (Noticee no. 6)	2104	43.80 - 44.00	09:52:43	09:52:43	2104	46.00 - 46.05	09:57:44	09:57:57	

Date	Name	Trade Details								Recommendation Time
		Trade Buy Qty.	Trade Buy Limit Price (₹)	Trade Buy Start Time	Trade Buy End Time	Trade Sell Qty.	Trade Sell Limit Price (₹)	Trade Sell Start Time	Trade Sell End Time	
(1)	(2)	(3)	(4)	(5)	(6)	(7)	(8)	(9)	(10)	(11)
19-Jul-21	Raj (Noticee no. 2)	46029	58.70 - 65.40	10:19:40	15:44:28	31000	62.70 - 64.50	14:27:49	14:55:32	21:05:00*
	Himanshu (Noticee no. 1)	54871	57.00 - 65.85	11:14:49	15:25:38	27109	59.05 - 64.45	12:29:38	14:36:14	
	Jaydev Zala (Noticee no. 3)	35360	58.35 - 65.35	13:41:04	15:29:50	28165	56.50 - 65.85	09:18:15	15:26:19	
	Kokilaben (Noticee no. 5)	28700	57.00 - 65.00	10:51:49	15:28:56	17000	63.00 - 65.80	14:32:13	15:05:10	
	Avaniben (Noticee no. 6)	3500	63.40 - 64.95	14:35:19	15:19:53	-	-	-	-	
20-Jul-21	Raj (Noticee no. 2)	57500	68.30 - 72.95	09:18:46	09:51:33	72529	69.00 - 73.50	09:06:44	09:52:53	08:07:56*
	Himanshu (Noticee no. 1)	1	67.90	11:06:53	11:06:53	41250	67.60 - 69.30	09:16:41	11:07:02	
	Jaydev Zala (Noticee no. 3)	-	-	-	-	2760 0	68.05 - 70.50	09:15:29	09:19:39	
	Kokilaben (Noticee no. 5)	3000	69.70	09:24:44	09:24:44	1470 0	69.00 - 72.25	09:15:40	09:38:16	
	Avaniben (Noticee no. 6)	15000	69.25 - 72.80	09:24:08	09:53:17	1850 0	69.00 - 73.10	09:20:56	10:47:38	

\* - Profit booked using Buy Today Sell Tomorrow (BTST) Strategy

6.15. The details of the volume of shares traded by the *Noticees* in their respective trading accounts and the profits made by them from such trades are also highlighted in the following table:

**Table no. 3**

Date	Name	Gross Buy Vol	Gross Buy Value ( ₹ )	Gross Sell Vol.	Gross Sell Value ( ₹ )	Net Trade Vol.	Profit ( ₹ )	% of Noticee's Gross Traded Qty. to Market Volume	% of Traded Value by the Noticee to the Gross Traded Value of the Noticee across scrips
(1)	(2)	(3)	(4)	(5)	(6)	(7)	(8)	(9)	(10)
26/04/2021	Raj (Noticee no. 2)	5103	221866.20	5103	228517	0	6,651	2.60	10.79
17/05/2021		1000	43881.05	1000	46000	0	2,119	0.70	1.28
07/06/2021		2296	103320.00	2296	105620	0	2,300	0.41	3.28
19/07/2021		46029	2857858.65	31000	1967773	15029	-	4.09	80.53
20/07/2021		57500	4077925.15	72529	5166917	-15029	155,868	4.34	74.14
07/06/2021	Himanshu (Noticee no. 1)	5200	224466.50	5200	239820	0	15,354	0.92	16.18
16/07/2021		82000	4434837.70	68513	3970328	13487	-	9.55	72.28
19/07/2021		54871	3316259.40	27109	1706036	27762	-	4.35	52.24
20/07/2021		1	68	41250	2847783	-41249	406,441	1.38	28.16
17/05/2021	Jaydev Zala (Noticee no. 3)	2500	115646	2500	114714	0	-932	1.75	12.14
07/06/2021		6300	289594	6300	285803	0	-3,791	1.11	14.52
16/07/2021		20405	1162845	0	0.00	20405	-	1.29	23.17
19/07/2021		35360	2195482	28165	1676259	7195	-	3.37	92.77
20/07/2021		0	0.00	27600	1905592	-27600	249,464	0.92	66.25

Date	Name	Gross Buy Vol	Gross Buy Value ( ₹ )	Gross Sell Vol.	Gross Sell Value ( ₹ )	Net Trade Vol.	Profit ( ₹ )	% of Noticee's Gross Traded Qty. to Market Volume	% of Traded Value by the Noticee to the Gross Traded Value of the Noticee across scrips
(1)	(2)	(3)	(4)	(5)	(6)	(7)	(8)	(9)	(10)
19/07/2021	Kokilaben (Noticee no. 5)	28700	1801645	17000	1098911	11700	-	2.42	57.11
20/07/2021		3000	209100	14700	1034444	-11700	90,875	0.59	100.00
26/04/2021	Avaniben (Noticee no. 6)	3000	132000	3000	133464	0	1,464	1.53	100.00
17/05/2021		8000	352382	8000	370845	0	18,463	5.61	14.64
07/06/2021		2104	92430	2104	96838	0	4,368	0.37	2.97
19/07/2021		3500	224374	0	0.00	3500	-	0.19	37.35
20/07/2021		15000	1068493	18500	1302180	-3500	9,314	1.12	73.69

6.16. From a conjoint reading of information provided in Table no. 2 and Table no. 3 above, it is understood that the Administrator(s) of the said Telegram channel were repeatedly issuing recommendations to buy shares of Total Transport in the Telegram channel. Such recommendations were made on April 26, 2021, May 17, 2021, June 07, 2021, July 19, 2021 and July 20, 2021, as can be seen from the Table no. 2. Table no. 3 depicts the trades executed by the Administrators/ Noticees themselves in the said scrip *prima facie* with a view to earn profits.

6.17. To illustrate the *modus operandi* adopted by the Noticees, the transactions done by the Noticees post a buy recommendation message in the scrip of Total Transport issued on July 19, 2021, at 09:05 pm in the Telegram Channel is elaborated below:

**Noticee no. 1**

6.17.1. As can be seen from the Table no. 3 above, *Noticee no. 1* on July 19, 2021 (i.e. before issuing the said recommendation), has purchased 54,871 shares and sold 27,109 shares, with net buying of 27,762 shares. The traded value of the said trades of *Noticee no. 1* in the scrip of Total Transport constituted 52% of his total gross traded value during that particular day. By following the premeditated scheme as has been explained above, *Noticee no. 1* is seen to have been successful in churning out a quick profit of INR 4.06 Lakhs (approx.), as he sold 41,249 shares of Total Transport on the next day.

**Noticee no. 2**

6.17.2. Similarly, *Noticee no. 2* is also seen to have purchased 15,029 shares of Total Transport on July 19, 2021 (before the recommendations were made to the subscribers), and sold all the 15,029 shares on July 20, 2021 and thereby earned a profit of INR 1.55 Lakh (approx.).

**Noticee no. 4**

6.17.3. *Noticee no. 4* (Mother of *Noticee nos. 1* and *2*) has purchased a total of 11,700 shares of Total Transport on July 19, 2021 and on the very next day, she has sold all 11,700 shares and earned a profit of INR 90,875.

**Noticee no. 6**

6.17.4. *Noticee no. 6* (Sister of *Noticee nos. 1* and *2*) has also sold all 3,500 shares on July 20, 2021 *which* she had purchased one day before, i.e., on July 19, 2021 and thus earned INR 9,314.

## B. Metro Global Limited (“Metro Global”)

6.18. The same *modus operandi* was followed in the scrip of Metro Global on July 20, 2021, July 26, 2021 and July 28, 2021. The impact caused by the aforesaid recommendation issued by the Administrators/ *Noticees* through the Telegram Channel on the price variation and the volume of the said scrip is given in the following table:

**Table no. 4**

Recommendation Date	Recommendation Levels		Price Impact Post Recommendation			Volume Impact Post Recommendation		
	Entry Price (₹)	Target Price (₹)	Daily High/Low Variation % in preceding 10 days	Daily High/Low Variation % on date of Recommendation	Daily High/Low Variation % in immediately succeeding 10 days	Daily Avg. Trading Vol. in Preceding 10 days	Trading Vol on the day of the Recommendation	Daily Avg. Trading Vol. on succeeding 10 days
(1)	(2)	(3)	(4)	(5)	(6)	(7)	(8)	(9)
20-Jul-21	85	95	7.20	25.21	11.54	6,22,637	<b>1,14,07,569</b>	83,31,813
26-Jul-21	90	97	9.10	19.57	10.36	22,63,719	<b>39,03,182</b>	75,47,794
28-Jul-21	113	124	11.53*	8.34	7.77	49,56,114*	<b>3,75,17,704</b>	15,57,826

\*-includes the trades executed by the *Noticees* prior to recommendation messages posted after-market hours on July 27, 2021.

6.19. Further, the details of the time when the *Noticees* executed their trades in the scrip of Metro Global show that the buy transactions were always done by them before making bullish recommendation for the said scrip in the said Telegram Channel, as can be observed from the table below:

**Table no. 5**

Date	Name	Trade Details								Recommendation Time
		Trade Buy Qty.	Trade Buy Limit Price (₹)	Trade Buy Start Time	Trade Buy End Time	Trade Sell Qty.	Trade Sell Limit Price (₹)	Trade Sell Start Time	Trade Sell End Time	
(1)	(2)	(3)	(4)	(5)	(6)	(7)	(8)	(9)	(10)	(11)
20/07/2021	Avaniben (Noticee no. 6)	199	82.20-86.50	15:21:14	15:21:14	199	86.50-87.95	15:23:03	15:23:03	15:22:00
	Raj (Noticee no. 2)	5,000	83	15:20:50	15:20:50	5000	85.45-85.95	15:22:21	15:22:21	
26/07/2021	Raj (Noticee no. 2)	1,000	85.40-860	10:09:52	10:09:52	1000	90.00-90.70	10:10:49	10:10:49	10:11:12
27/07/2021	Jaydev (Noticee no. 3)	8,100	84.00-111.95	14:18:05	14:39:49	-	-	-	-	20:56:53*
	Jaydev (Noticee no. 3)	4,000	84.00-111.95	14:18:05	14:39:49	-	-	-	-	
	Himanshu (Noticee no. 1)	56,933	95.00-111.95	12:57:52	14:17:27	56933	109.80-111.85	14:14:58	14:24:30	
	Raj (Noticee no. 2)	3,225	111.10-111.95	14:20:57	14:24:28	-	-	-	-	
28/07/2021	Jaydev (Noticee no. 3)	-	-	-	-	8100	110.00-122.80	9:06:55	9:15:38	08:15:51*
	Jaydev (Noticee no. 3)	-	-	-	-	4000	110.00-122.80	9:06:55	9:15:38	
	Himanshu (Noticee no. 1)	7,200	114.15-120.50	9:22:05	9:24:35	7200	120.30-122.45	9:22:56	9:29:00	

Date	Name	Trade Details								Recommendation Time
		Trade Buy Qty.	Trade Buy Limit Price (₹)	Trade Buy Start Time	Trade Buy End Time	Trade Sell Qty.	Trade Sell Limit Price (₹)	Trade Sell Start Time	Trade Sell End Time	
(1)	(2)	(3)	(4)	(5)	(6)	(7)	(8)	(9)	(10)	(11)
	Avaniben (Noticee no. 6)	5,000	119.50-121.00	9:21:21	9:21:27	5000	119.80-120.50	9:24:08	9:25:04	
	Raj (Noticee no. 2)	11,871	118.95-122.70	9:19:35	9:29:11	15096	111.95-122.45	9:15:00	9:48:35	

\*- Profit booked using Buy Today Sell Tomorrow (BTST) Strategy

6.20. It is noted that the transactions carried out by the *Noticees* in the scrip of Metro Global is similar to the pattern followed in the scrip of Total Transport.

6.21. The details of the volume of shares traded by the *Noticees* in their respective trading accounts and the profits made by them from such trades in the scrip of Metro Global are provided in the following table:

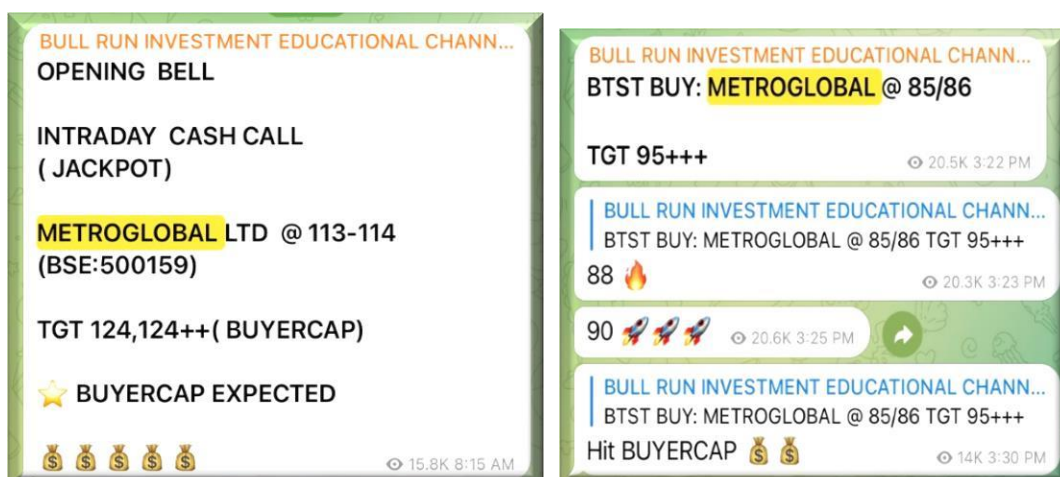
**Table no. 6**

Name	Date	Gross Buy Vol.	Gross Buy Value (₹)	Gross Sell Vol.	Gross Sell Value (₹)	Net Trade Vol.	Profit (₹)	% of Noticee's Gross Traded Qty. to Market	% of Traded Value by the Noticee to the Gross Traded Value of the Noticee across scrips
(1)	(2)	(3)	(4)	(5)	(6)	(7)	(8)	(9)	(10)
Jaydev (Noticee no. 3)	27/07/2021	8100	906606	0	0.00	8100	-	1.83	29.17
	28/07/2021	0	0.00	8100	965963	-8100	59,357	1.28	29.67
	27/07/2021	4000	447800	0	0.00	4000	-	0.90	14.41
	28/07/2021	0	0.00	4000	476408	-4000	28,608	0.63	14.63
	27/07/2021	56933	5689301	56933	6372149	0	-	25.70	64.60

Name	Date	Gross Buy Vol.	Gross Buy Value (₹)	Gross Sell Vol.	Gross Sell Value (₹)	Net Trade Vol.	Profit (₹)	% of Noticee's Gross Traded Qty. to Market	% of Traded Value by the Noticee to the Gross Traded Value of the Noticee across scrips
(1)	(2)	(3)	(4)	(5)	(6)	(7)	(8)	(9)	(10)
Himanshu (Noticee no. 1)	28/07/2021	7200	867251	7200	872790	0	5,539	2.28	18.92
Avaniben (Noticee no. 6)	20/07/2021	199	16577	199	17273	0	696	0.15	1.05
	28/07/2021	5000	600433	5000	604035	0	3,602	1.58	61.55
Raj (Noticee no. 2)	20/07/2021	5000	414750	5000	429750	0	15,000	3.66	6.77
	26/07/2021	1000	85959	1000	90600	0	4,641	2.40	1.78
	27/07/2021	3225	361036	0	0.00	3225	-	0.73	2.91
	28/07/2021	11871	1433968	15096	1816003	-3225	20,998	4.26	36.37

6.22. Further, the recommendation messages posted by the Noticees were in an ingenious manner intended to allure and entice the subscribers to buy the recommended stocks. To illustrate, the buy recommendation messages circulated in the Telegram channel with respect to the scrip of Metro Global on July 20, 2021 are given below:

Image no. 3



6.23. On July 20, 2021, the recommendation to buy shares of Metro Global at a price of INR 85-86 was made with a strategy of BTST, i.e., “Buy Today-Sell Tomorrow”. The buy recommendation made at 03:22 pm also projected a target price of above INR 95. It is observed that immediately thereafter, within a span of one minute, another message was posted stating that the prevailing market price of the shares of Metro Global at that point of time was INR 88, followed by a symbolic image of fire in the same message to indicate how the interest in the scrip is heating up in the market. After a gap of 03 minutes, the market price was disseminated to be at INR 90 and to emphasis on the prospect of a sky rocketing growth, symbolic images of jets were used in the said message. Finally, at 03:30 pm, the message about the scrip price hitting the buyer cap (upper cap or a situation with a scrip having only buyers) was also posted in the Channel followed by representative symbols money bags in the same message *prima facie* to create a hype amongst the investors/ subscribers that those who have bought the said scrip will stand to earn lots of money.

6.24. It was observed from the trades data of the *Noticees* that *Noticee nos. 2* and 6 purchased the shares of Metro Global, just few seconds before the aforesaid enticing messages and recommendations were circulated in the said Telegram Channel. The investigation revealed that *Noticee no. 2* had purchased 5000 shares at INR 83 at 15:20:50, whereas, *Noticee no. 6* had purchased 199 shares at 15:21:14 at price range of INR 82.20-86.50, i.e., just a few seconds before the *Noticees* commenced their stock recommendations about Metro Global at 15:22:00 in the said Channel, which was seen by more than 20,000 persons (as signified by the symbol of ‘eye’ at the bottom of the message). It was also seen that immediately thereafter *Noticee no. 2* was able to sell all 5000 shares at 15:22:21 at a price range of 85.45-85.95 while *Noticee no. 6* has successfully sold her 199 shares at 15:23:03 at a price range of 86.50-87.95 and earned a profit.

- 6.25. The aforesaid *modus operandi* followed by the *Noticees* as unearthed during the investigation and as corroborated by the depositions made in the statements of *Noticee nos.* 1, 2 and 3 recorded during the investigation, was seen to be used in the scrips of Total Transport and Metro Global, through which the *Noticees* are seen to have accumulated the shares of said scrips in large quantities before making their recommendations on the said scrips and thereafter eventually squared off their position by earning a substantial profit in a quick span.
- 6.26. The investigation revealed that *Noticee nos.* 4, 5 and 6 are the family members of the *Noticee nos.* 1 and 2 and that all of them reside at the same address where search & seizure proceedings were conducted. *Noticee no.* 3 is a friend of *Noticee no.* 2, as per the deposition of *Noticee nos.* 2 and 3.
- 6.27. Further, investigation revealed that the mobile nos. and email ids of *Noticee nos.* 1 and 2 have been provided in the KYC details in respect of trading accounts of *Noticee nos.* 4, 5 and 6.
- 6.28. The materials collected during investigation also show that the trading accounts of *Noticee nos.* 4, 5 and 6 were being managed and operated by *Noticee nos.* 1 and 2, and the confirmation with respect to execution of trades in those trading accounts were also received on the mobile nos. and email ids belonging to *Noticee nos.* 1 and 2. These facts were admitted by *Noticee no.* 1 in his statement recorded on oath before the Investigating Authority of SEBI on December 02, 2021.
- 6.29. Insofar as the *Noticee no.* 3 is concerned, it is noticed from the WhatsApp Chat that was exchanged between *Noticee nos.* 1 and 2 on July 19, 2021 (as retrieved from their seized mobiles) that *Noticee no.* 3 used to receive the information about the impending recommendation of stocks proposed to

be made on the said Telegram Channel from Noticee no. 1. In this regard, the extract of the said WhatsApp chat is reproduced hereunder:

*[2021/07/19 13:10] Jaydev: Koi share bhai*

*[2021/07/19 14:01] Himanshu: TOTAL TRANSPORT BHEGA KARO*

*[2021/07/19 14:01] Himanshu: Jackpot ma*

*[2021/07/19 14:01] Himanshu: 58-59*

*[2021/07/19 13:10] Jaydev: kk*

6.30. It is observed that subsequent to the above WhatsApp conversation, Noticee no. 3 followed a trading pattern similar to the trading pattern followed by Noticee no. 1 in the scrip of Total Transport. The details of the trades executed by Noticee no. 3 in the scrip of Total Transport vis-à-vis the time when the recommendations were made in the said scrip through the Telegram channel are brought out in the following table:

**Table no. 7**

Date	Trade details								Recommendation Time
	Buy Qty.	Buy Limit Price	Buy Start Time	Buy End Time	Sell Qty.	Sell Limit Price	Sell Start Time	Sell End Time	
19/07/2021	35360	58.35 - 65.35	13:41:04	15:29:50	28165	56.50 - 65.85	9:18:15	15:26:19	21:05:00*
20/07/2021	-	-	-	-	27600	68.05 - 70.50	9:15:29	9:19:39	08:07:56*

\*- Profit booked using Buy Today Sell Tomorrow (BTST) Strategy

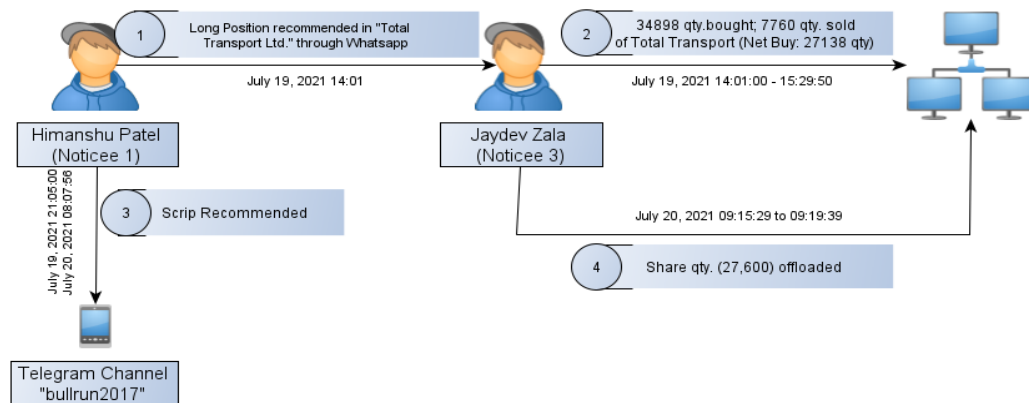
6.31. It is noted from the afore cited extract of WhatsApp chat that the information about the impending recommendation was conveyed to Noticee no. 3 on July 19, 2021 at 14:01. On the said day, Noticee no. 3 purchased a total of 35,360 shares, and sold a total of 28,165 shares of Total Transport. However, almost 98% of such purchased quantity amounting to 34,898 shares

were purchased by Noticee no. 3 only after 14:01 pm, i.e., after getting the information from the WhatsApp chat. Further, out of 28,165 shares sold on the said day, only 7,760 shares were sold after the time of receipt of aforesaid information, consequently, the net buying position in the scrip after receipt of information remained as 27,138 shares, which he disposed of subsequently as discussed in the next para.

6.32. The recommendation to purchase the shares of Total Transport on the Telegram Channel was made by Noticee no. 1 on July 19, 2021 at 21:05:00 and also at 08:07:56 on July 20, 2021. On the very next day, Noticee no. 3 successfully offloaded as much as 27,600 shares of Total Transport in merely 4 minutes of market opening (09:15:29 to 09:19:39), consequently netting a profit of INR 2.49 Lakh (approx.).

6.33. The aforesaid events which got unfolded between *Noticee nos.* 1 and 3 are depicted in the following pictorial representation:

**Image no. 4**



6.34. The aforesaid pattern of exchange of information between Noticee nos. 1 and 3 and the consequent profitable trades executed by Noticee no. 3 were followed while trading in other scrips as well. The aforesaid *modus operandi* have specifically been observed in 2 other scrips – Metro Global Limited and Alkali Metals Limited. The details of trades executed by Noticee no. 3 vis-à-vis the time when the information was shared on WhatsApp and the time when

the recommendations were made in the Telegram Channel are mentioned in the following table:

**Table no. 8**

Sr. No.	Name of the scrip	Timing of sharing of information on WhatsApp between Noticee No.1 and 3.	Timing of making recommendation on Telegram Channel	Timing of selling shares by Noticee no. 3	Profit made (in INR)
1.	Metro Global Limited	July 27 at 14:17	(i) July 27 at 20:56:53 (ii) July 28, 2021 at 08:15:51	July 28 09:06:55 to 09:15:38	87,965.50
2.	Alkali Metals Ltd.	July 15 at 14:28	(i) July 15 at 21:47:00 (ii) July 16, 2021 at 08:55	July 16 09:07:55 to 09:17:28	18,412.90

6.35. In view of the facts brought out above, the following observations can be made:

6.35.1. A social media Channel named as “bullrun2017” was started in Telegram and the Administrators of the said Telegram Channel were Noticee nos. 1, 2 and 3.

6.35.2. The said Telegram Channel was promoted amongst general public through other Social media channels like Facebook, Instagram etc. and the channel had more than 49,000 subscribers as on January 12, 2022.

6.35.3. Noticee nos. 1, 2 and 3 posted messages recommending buying shares of various scrips in the said Telegram channel for high returns in short time thereby inducing investors to trade in those scrips.

6.35.4. Noticee nos. 1, 2 and 3 who were the Administrators of the Telegram channel have made a patently false claim of having a team of 4 experienced Research Analysts who are running the said Telegram Channel whereas in reality, the stock specific recommendations were being made by a person (Noticee no.1) who held an educational qualification of Masters in Tourism Management and had some experience of working in a Hotel and did not possess any qualification whatsoever related to the securities market. Further, they have also made a false declaration that they were in the process of seeking registration with SEBI as a Research Analysts.

6.35.5. The *modus operandi* typically being followed by the *Noticees*, particularly Noticee no. 1 to 3, was that they would first buy shares of selected scrips in their trading accounts (as well as in the trading accounts of family members of *Noticee nos.* 1 and 2), then they would circulate favorable messages about those scrips through the Telegram Channel amongst the thousands of subscribers thereby enticing and inducing them to purchase those scrips, and immediately thereafter the *Noticees* would sell their pre-acquired shares of those specific scrips (about which they had circulated buy recommendations to the subscribers) thereby pocketing large amounts of profits for themselves.

6.35.6. It was also noted from the texts of the messages being circulated by the *Noticees* that the recommendations about the specific scrips were being made in an ingenious and breathless manner so as to create a 'Fear of Missing Out' amongst the subscribers.

6.35.7. As discussed earlier, by consistently implementing the aforesaid scheme of first buying shares of specific scrips, then recommending the scrips to their Telegram channel subscribers (without disclosing their own perverse interest), and then selling those shares into the frenzy induced

by their own 'buy' recommendations, the *Noticees* were successful in raking in large amount of profits at the cost of other investors.

7. It is noted from the records that the SCN was served on the *Noticees* through email and Speed Post Acknowledgment Due. Pursuant to the service of SCN, *Noticee nos.* 1, 2 and 3 vide their separate letters dated February 3, 2022 have *inter alia* made the following submissions:

7.1. The *Noticees* do not have any registration under SEBI's prescribed Investment Adviser License and never claimed to have such licenses.

7.2. The *Noticees* have not charged any fee from any of the followers of their Telegram channel against their posted views or forced anybody to take the position.

7.3. The *Noticees* had issued a disclaimer that this was for study purposes only and before buying the subscribers should consult their financial advisor.

7.4. The information which was shared was readily available and based on other information which were indicating that its peers in same category were gaining momentum and nothing was misleading or incorrect. There was no artificial inflation of stock prices. The investors who may have participated in the trades actually profited from their views.

7.5. The *Noticees* have submitted that mandating every person expressing a view on a security to get registered with SEBI would be a case of regulatory overreach and stifling of free speech.

7.6. The *Noticees* had studied the trend and movement of its peers and expressed their views that the shares would move positively through their channel.

7.7. The order does not provide a single instance where their information was wrong.

7.8. The *Noticees* have shared information with their family members and their family members do not have any role in sharing the messages in social media. The number of followers increased because they were reaping benefits from their posts.

- 7.9. The *Noticees* have submitted that the factual observation of the order is not challenged but the way the entire thing is being construed is not correct. The *Noticees* have stated that they have made profit but there was never any design and speculation.
- 7.10. The *Noticees* have not denied that they have not shared the information and also submitted that there was never any intention to manipulate the market.
- 7.11. The *Noticees* have submitted that people viewing their channel might have found something material in their posts and so the number of subscribers were increasing.
- 7.12. The *Noticees* have stated that SEBI has alleged that they had provided unfounded stock recommendation but SEBI did not provide how the information shared was false or misleading.
- 7.13. SEBI had not shown that the investors were suffering rather they had also profited from the information. SEBI had failed to identify if there was any rumour in their information.
- 7.14. The *Noticees* have stated that regulating persons who are neither the issuers of financial products nor in the business of financial intermediation is akin to regulating a relative or personal acquaintance having opinion on a specific brand of TV. Further, the *Noticees* have stated that SEBI's proposal to regulate any person who opines on the securities market, as an investment advisor falls in this category.
- 7.15. The *Noticees* have denied that the *Noticees* have done any act of fraud and unfair acts. The allegations and findings are mere cases of regulatory overreach. The *Noticees* have submitted that it is not practically possible for everybody to obtain a license from SEBI to post any stock specific recommendation. This may also be seen as statutory overreach and infringement of fundamental right to express their views freely.
- 7.16. The *Noticees* have mentioned the example that academic research on valuation of a company published on a public platform would not trigger the mandate of registration or authorization as the opinion was not voiced in the course of carrying on a business of providing financial service or a product.

Similarly, someone endorsing and tweeting the opinion of an economist on oil prices in a seminar, also falls under the same category.

7.17. It has not been brought out that the investors have suffered or were first time investors. The *Noticees* have submitted that they have not done anything to manipulate the market.

7.18. *Noticee nos.* 4, 5 and 6 are their relatives and they have no role in these allegations. Further, the *Noticees* have submitted that the *Noticee nos.* 4, 5 and 6 have not given the control of their demat accounts to *Noticee nos.* 1, 2 and 3. *Noticee nos.* 4, 5 and 6 were just like the other followers of the Telegram group.

8. *Noticee nos.* 4, 5 and 6, through separate letters dated February 07, 2022, have *inter alia* submitted the following:

8.1. They have denied all the allegations and submitted that this is overreach of statutory power by SEBI.

8.2. All the trades executed in their trading accounts were executed with their knowledge and they had taken trading consultation from *Noticee no.* 1, who is the son of *Noticee no.* 4 and 5, and brother of *Noticee no.* 6.

8.3. They have submitted that the trade confirmations were being received in *Noticee no.* 1 and 2's mobiles as they were not tech savvy.

8.4. Further, they have stated that each of them have separate trading accounts and they have booked profits in the said accounts.

9. Subsequently, *Noticee no.* 1 had sought inspection of documents vide email dated June 06, 2022. The authorized representative of *Noticee no.* 1 inspected the documents on June 13, 2022. Further, the authorized representative was also provided with copies of the relevant documents including trading profile of the *Noticees* (calculation of unlawful gains), analysis of price-volume impact on the recommended scrips and the recommendations posted in the Telegram channel in digital format.

10. Though an opportunity of personal hearing was granted to the *Noticees* on October 11, 2022, the *Noticees* sought adjournment. Subsequently, another opportunity of personal hearing was granted to the *Noticees* on November 10, 2022 and the *Noticees* again sought adjournment. Thereafter, the *Noticees* were provided another opportunity of personal hearing on November 25, 2022. On the said date, a different set of Authorized representatives (ARs) representing all the *Noticees* viz., Advocates – Deepak Dhane and Rasika Ghate, appeared before me through video conferencing and contended that no documents were provided to support the allegations made in the SCN dated January 12, 2022. ARs were informed that the relevant documents were already provided to the *Noticees* by way of Inspection of documents on June 13, 2022. On learning of this, the ARs stated that they had not been apprised of this by the *Noticees*. Pursuant to the conclusion of hearing on November 25, 2022, vide email dated November 25, 2022, all the relevant documents including calculation of unlawful gains were once again provided to the *Noticees* and the ARs were advised to file their reply within 14 days. Thereafter, the *Noticees* sought additional time and they were granted time till January 16, 2023. No reply was received from the *Noticees* by the specified date. Subsequently, the *Noticees* were provided with a last opportunity to file their written submissions by March 15, 2023, however, the *Noticees* failed to make their submissions.

11. In this regard, I place reliance on the judgement of the Hon'ble Securities Appellate Tribunal (SAT) in the matter of Classic Credit Ltd. V. SEBI [2007] SCL 51 (SAT-MUM.), wherein it was, *inter alia*, held that, "...*The appellants did not file any reply to second show-cause notice. This being so, it has to be presumed that the charges alleged against them in the show-cause notice were admitted by them.*". Further, the Hon'ble SAT in the matter of Sanjay Kumar Tayal & Others vs SEBI (Appeal no. 68 of 2013 decided on February 11, 2014), had held that. "... *appellants have neither filed reply to show cause notices issued to them nor availed opportunity of personal hearing offered to them in the adjudication proceedings and, therefore, appellants are presumed to have admitted charges leveled against them in the show cause notices...*".

12. I note that the *Noticees* have been given sufficient opportunities and therefore, the principles of natural justice have been duly complied with, and I now proceed to consider the matter on merits.

### **Consideration of Issues and Findings**

13. As noted earlier, no submissions have been made before me after the hearing held on November 25, 2022. I have also taken into account the replies dated February 03, 2022 and February 07, 2022 submitted by the *Noticees*. After going through the material available on record, I find that the following issues arise for determination in the present matter:

13.1. **Issue 1:** Whether the *Noticees* have engaged in a scheme or device or artifice in violation of the provisions of SEBI Act and PFUTP Regulations?

13.1.1. **Issue 1 (a):** Whether the *Noticees* posted the recommendations/ messages/ tips in the Telegram Channel?

13.1.2. **Issue 1 (b):** Whether the recommendations/ messages/ tips posted in the Telegram Channel were false or misleading?

13.1.3. **Issue 1(c):** Whether the recommendations/ messages/ tips posted in the Telegram Channel impacted the price and volume of the scrips recommended?

13.1.4. **Issue 1(d):** Whether the trading pattern of the *Noticees* is a fraudulent scheme/ unfair trade practice in terms of PFUTP Regulations?

13.2. **Issue 2:** If the answers to the aforesaid questions are in affirmative, whether this warrants issuance of directions and/ or penalty under Sections 11(1), 11(4), 11(4A), 11A, 11B (1) and 11B (2) of the SEBI Act?

13.2.1. **Issue 2(a):** Whether the *Noticees* are liable to disgorge the unlawful gains made from their manipulative scheme?

13.2.2. **Issue 2(b):** Whether the violations attract monetary penalty under section 15HA of the SEBI Act?

14. In order to evaluate the charges made against the *Noticees* on merit, it is relevant to first refer to the provisions of SEBI Act and PFUTP Regulations, that have been allegedly contravened by the *Noticees*.

The said provisions are reproduced hereunder for ready reference:

**SEBI Act**

**Prohibition of manipulative and deceptive devices, insider trading and substantial acquisition of securities or control**

**Section 12A.** *No person shall directly or indirectly—*

- (a) use or employ, in connection with the issue, purchase or sale of any securities listed or proposed to be listed on a recognized stock exchange, any manipulative or deceptive device or contrivance in contravention of the provisions of this Act or the rules or the regulations made thereunder;*
- (b) employ any device, scheme or artifice to defraud in connection with issue or dealing in securities which are listed or proposed to be listed on a recognized stock exchange;*
- (c) engage in any act, practice, course of business which operates or would operate as fraud or deceit upon any person, in connection with the issue, dealing in securities which are listed or proposed to be listed on a recognized stock exchange, in contravention of the provisions of this Act or the rules or the regulations made thereunder;*

**Penalty for fraudulent and unfair trade practices.**

*15HA. If any person indulges in fraudulent and unfair trade practices relating to securities, he shall be liable to a penalty which shall not be less than five lakh rupees but which may extend to twenty-five crore rupees or three times the amount of profits made out of such practices, whichever is higher.*

**PFUTP Regulations:**

**Regulation 3. Prohibition of certain dealings in securities**

*“No person shall directly or indirectly*

- (a) buy, sell or otherwise deal in securities in a fraudulent manner;*
- (b) use or employ, in connection with issue, purchase or sale of any security listed or proposed to be listed in a recognized stock exchange, any*

- manipulative or deceptive device or contrivance in contravention of the provisions of the Act or the rules or the regulations made there under;*
- (c) *employ any device, scheme or artifice to defraud in connection with dealing in or issue of securities which are listed or proposed to be listed on a recognized stock exchange;*
- (d) *engage in any act, practice, course of business which operates or would operate as fraud or deceit upon any person in connection with any dealing in or issue of securities which are listed or proposed to be listed on a recognized stock exchange in contravention of the provisions of the Act or the rules and the regulations made there under.*

**Regulation 4. Prohibition of manipulative, fraudulent and unfair trade practices**

- (1) *Without prejudice to the provisions of regulation 3, no person shall indulge in a manipulative, fraudulent or an unfair trade practice in securities markets.*
- (2) *Dealing in securities shall be deemed to be a manipulative, fraudulent or an unfair trade practice if it involves any of the following, namely: —*
- .....
- (a) *knowingly indulging in an act which creates false or misleading appearance of trading in the securities market;*
- .
- .
- (d) *inducing any person for dealing in any securities for artificially inflating, depressing, maintaining or causing fluctuation in the price of securities through any means including by paying, offering or agreeing to pay or offer any money or money's worth, directly or indirectly, to any person;*
- (e) *any act or omission amounting to manipulation of the price of a security including, influencing or manipulating the reference price or bench mark price of any securities;*
- ...

(k) disseminating information or advice through any media, whether physical or digital, which the disseminator knows to be false or misleading in a reckless or careless manner and which is designed to, or likely to influence the decision of investors dealing in securities;

...

(o) fraudulent inducement of any person by a market participant to deal in securities with the objective of enhancing his brokerage or commission or income;

...

(r) knowingly planting false or misleading news which may induce sale or purchase of securities.

***Issue No. 1(a): Whether the Noticees posted the recommendations/ messages/ tips in the Telegram Channel?***

15. The primary issue that requires to be addressed in the present matter is whether the *Noticees* have issued the allegedly false or misleading recommendations/ messages/ tips in the Telegram channel recommending its subscribers to deal in specific scrips.

16. It is noted from the records that the Noticee nos. 1, 2 and 3 were the administrators of the Telegram Channel and the same has been admitted by the said *Noticees* in their statements made before the Investigating Authority.

17. During the statement recording before the Investigating Authority, Noticee nos. 1, 2 and 3 stated that the recommendations were posted by Noticee no. 1. Further, Noticee nos. 2 and 3 stated that they promoted the Telegram channel through social media platforms such as Facebook, Instagram etc. Although the messages were posted in the Telegram Channel by Noticee no. 1, who is one of the three administrators, the other two administrators namely, Noticee no. 2 and 3, had also actively promoted the Telegram Channel for wider reach. Therefore, all the said three *Noticees* are collectively responsible for the recommendation messages

posted in the Telegram Channel. Moreover, the aforesaid *Noticees*, in their replies, have acknowledged their responsibility for the issuance of recommendation messages in the Telegram Channel.

***Issue No. 1(b): Whether the recommendations/ messages/ tips posted in the Telegram Channel were false or misleading?***

18. The SCN alleges that the Noticee nos. 1, 2 and 3 had falsely claimed that they were a team of 4 experienced Research Analysts who were running the said Telegram Channel and that they were in the process of seeking registration with SEBI as Research Analysts. As confirmed during deposition, Noticee no. 1 who used to issue the stock specific recommendations held an educational qualification of Masters in Tourism Management and had some experience of working in a Hotel. Further, Noticee nos. 2 & 3 have a diploma in Automobile engineering. I note that none of the *Noticees* possess any qualification or experience related to the securities market. Further, available records reveal that there was no pending application from the *Noticees* for registration with SEBI as Research Analyst/ Investment Advisor. The aforesaid allegations have not been disputed by the said *Noticees*. It appears that by holding themselves out as experts on picking stocks, and claiming that they were in the process of seeking registration with SEBI as Research Analyst, the *Noticees* sought to infuse a sense of confidence in the credibility to their stock recommendations. Such messages would have the obvious effect of misleading the subscribers to the Telegram channel.

19. In their replies filed in February 2022, the Noticee nos. 1 to 3 have stated that there was a disclaimer in their Telegram channel that all their recommendations were for academic purposes only and that they were expressing their opinion based on available information. On perusal of one of the recommendation messages posted in the Telegram Channel for the scrip of Total Transport shown at image no. 2, it is noted that on July 19, 2021, the subscribers to the Telegram Channel were recommended to buy quantities ranging from 5000 to 7000 shares when the market price was INR 65 to 70 with target price of INR 100/ 150/ 200 and stop loss of INR

50. Further, the said recommendation was issued under the name of “Jackpot Delivery” and projected that the scrip would hit the upper circuit the next day. This clearly shows that *Noticees* were making stock specific explicit recommendations urging the subscribers of the Telegram Channel to buy the stocks when they were not authorized or qualified to do so. Although the description of the Telegram Channel purported to provide educational content about trading, by using the aforementioned statements, the *Noticees* have created a hype that the price of the scrip would rise and urged their subscribers to buy the scrips for profits. Such statements indicate that the recommendations were intended to entice and induce the subscribers to the Telegram Channel to purchase the shares of the recommended scrip for profits. Similar worded messages were also posted regarding the scrip of Metro Global as shown at image no. 3. The one-way communication provided by the Telegram Channel also had enabled them to avoid any negative counter views to their recommendations.

20. The Noticee nos. 1, 2 and 3 have also stated that they have not charged any fee from the followers of the Telegram Channel and mandating every person expressing a view to be registered with SEBI would be a case of regulatory overreach. In this regard, I note that the charge against the *Noticees* is that they were alleged to have engaged in a fraudulent scheme which involves issuing false and misleading recommendation messages. Any conduct that fraudulently induces a person to invest in securities market would necessarily be subject to PFUTP Regulations. Consequently, SEBI would be not only the competent authority to take necessary action but would also be duty bound to do so.

21. The *Noticees* had a repeated pattern of buying shares which were then recommended in their Telegram channel followed by immediately selling their shares, contrary to their recommendations. A few instances of the same is explained below.

21.1. From Table no. 2, it is noted that on April 26, 2021, Noticee nos. 2 and 6 bought shares in the scrip of Total Transport at a Limit buy price of INR 42.80

to 44 by 10:28:40. Thereafter, buy recommendation messages were issued at 10:35:47, 10:37:06, 10:38:58 and 10:39:54 in the Telegram channel with entry price at INR 45 and target price at INR 60. The said *Notices* then sold their shares at a Limit sell price of INR 44.2 to 44.85 by 10:51:02 and booked a profit.

21.2. From Table no. 5, it is noted that on July 20, 2021, Noticee nos. 2 and 6 bought shares in the scrip of Metro Global at a Limit buy price of INR 82.2 to 86.50 by 15:21:14. Thereafter, buy recommendation message was issued at 15:22:00 with an entry price of INR 85 and a target price of INR 95. Then immediately, the said *Notices* sold their shares at a Limit sell price of INR 85.45 to 87.95 by 15:23:03 and booked a profit.

21.3. From the observations made above, it is noted that the *Notices* bought shares in the scrips in which the recommendations were to be given. Then, the *Notices* recommended the subscribers to the Telegram channel to buy shares of those scrips at a certain entry price. Subsequently, the *Notices* placed limit sell orders at around the recommended entry price and exited the scrip after booking profits.

22. The veracity of each and every message is not required to be tested in the facts and circumstances of this case. The *Notices* were executing trades, contrary to their recommendation messages, repeatedly in 148 scrips over a span of 11 months. If the *Notices* truly believed the accuracy of the information they published, it is highly unlikely that such contrary trades would have been executed repeatedly and consistently by the *Notices*.

23. The aforesaid illustrations lead to the necessary inference that the *Notices* did not believe their own recommendations and the recommendations were made in a disingenuous manner. Therefore, it can be reasonably concluded that the recommendations were false and were intended to mislead the subscribers to the

Telegram channel and induce them to buy the stocks in which the recommendations were made. Similar messages were circulated in 146 other scrips and their details are provided in **Annexure A**. The details of all the 148 scrips were provided to the *Noticees* by way of inspection and once again pursuant to the personal hearing, by way of email, as noted in paragraph no. 10 above, however, the *Noticees* have not made any submissions regarding the same.

***Issue No. 1(c): Whether the recommendations/ messages/ tips posted in the Telegram Channel impacted the price and volume of the scrips recommended?***

24. On perusal of the price-volume impact of the recommended scrips provided at Table nos. 1 and 4, the following observations are made.

**Total Transport:**

- 24.1. On April 26, 2021, the traded volume in the scrip was around **7.5 times** the average daily traded volume of preceding 10 trading days.
- 24.2. On May 17, 2021, the traded volume in the scrip was around **2.6 times** the average daily traded volume of preceding 10 trading days and the daily high/ low variation percentage in the scrip was **1.7 times** the average daily high/ low variation percentage in the preceding 10 days.
- 24.3. On June 07, 2021, the traded volume in the scrip was around **28 times** the average daily traded volume of preceding 10 trading days and the daily high/ low variation percentage in the scrip was **4.5 times** the average daily high/ low variation percentage in the preceding 10 days.
- 24.4. On July 20, 2021, the traded volume in the scrip was around **7.9 times** the average daily traded volume of preceding 10 trading days and the daily high/ low variation percentage in the scrip was **1.4 times** the average daily high/ low variation percentage in the preceding 10 days.

**Metro Global:**

- 24.5. On July 20, 2021, the traded volume in the scrip was around **18 times** the average daily traded volume of preceding 10 trading days and the daily

high/ low price percentage variation in the scrip was around **3.5 times** the average daily high/ low price percentage variation in the preceding 10 days.

24.6. On July 26, 2021, the traded volume in the scrip was around **1.8 times** the average daily traded volume of preceding 10 trading days and the daily high/ low price percentage variation in the scrip was around **2 times** the average daily high/ low price percentage variation in the preceding 10 days.

24.7. On July 28, 2021, the traded volume in the scrip was around **7.5 times** the average daily traded volume of preceding 10 trading days.

25. It is further observed that there were no material relevant price sensitive corporate announcements on the recommendation days and the days immediately before the recommendation days. The price-volume impact of the recommendations made in 148 scrips is provided in **Annexure A**.

26. The observations made above show that there was a significant increase in price and volume of the aforesaid scrips on the days of the recommendation, which could only be attributed to the impact of the recommendations. Hence, repeated recommendations made in various scrips demonstrate that the *Noticees* had an expectation and confidence that their recommendations would lead to an increase in price and traded volume of those scrips.

***Issue No. 1(d): Whether the trading pattern of the Noticees is a fraudulent scheme/unfair trade practice in terms of PFUTP Regulations?***

27. The impugned trades have been executed from the trading accounts of all the *Noticees* and all the *Noticees* are *inter-alia* connected with each other as being part of a family and/ or as friends. Neither the execution of orders from the trading accounts of *Noticee* nor the *inter-se* connections amongst the *Noticees*, have been disputed by the *Noticees*. Given the said fact, I now proceed to examine whether the *Noticees* have employed a manipulative scheme by executing the impugned trades.

28. To examine whether the trades executed from the trading accounts of *Noticees* were part of a manipulative scheme, I find it essential to determine whether the trades executed in the trading accounts of the *Noticees* were influenced by the impending recommendations to be made in any specific scrips on the Telegram channel so as to take advantage of the movement of price and volume.
29. Noticee no. 1 had deposed at the time of investigation that he used to buy shares in his trading account as well as the trading accounts of his family members (i.e., *Noticee nos.* 2, 4, 5 and 6) before issuing any recommendation related to those shares on the said Telegram channel and after making the recommendation he used to sell the shares, previously purchased in his account and his family members' accounts, either on the same day or in the following days after making the recommendation. Noticee no. 3 had also deposed that he used to follow the same pattern after receiving information from Noticee nos. 1 & 2.
30. In addition to the trading pattern of Noticee no. 3 explained in 3 scrips at paragraphs 6.29 to 6.34, an illustration of the same pattern in another scrip is discussed below.

**Mahamaya Steel Limited (“Mahamaya Steel”)**

- 30.1. On analysis of the WhatsApp chat between Noticee no. 1 and Noticee no. 3 for July 19, 2021, it was observed that Noticee no. 1 had recommended Noticee no. 3 to buy Mahamaya Steel. An extract of the chat is given below.

*[2021/07/22 14:33] Himanshu: < IMG-20210722-WA0028.jpg> <Image Displaying market depth of Mahamaya Steel Ltd.>*

*[2021/07/22 14:33] Himanshu: Buy 10k*

- 30.2. It is observed that subsequent to the above WhatsApp conversation, Noticee no. 3 deployed the scheme followed by other *Noticees*. The details of trades executed by Noticee no. 3 in the scrip of Mahamaya Steel vis-à-vis the time when the recommendations were made in the said scrip through the Telegram channel are brought out in the following table.

**Table no. 9**

Date	Trade details								Recommendation Time
	Buy Qty.	Buy Limit Price	Buy Start Time	Buy End Time	Sell Qty.	Sell Limit Price	Sell Start Time	Sell End Time	
22/07/2021	25583	95.95 – 104.2	14:33:32	15:24:07	17583	98.25 – 103.95	14:36:09	15:23:26	14:58 (Entry: INR 99.5-100, Target: INR 110+)
23/07/2021	-	-	-	-	8000	109.15	09:07:59	09:07:59	-

30.3. From the above, it is noted that the information about the impending recommendation was informed to Noticee no. 3 on July 22, 2021 at 14:33. On the said day, Noticee no. 3 purchased a total of 25,583 shares and sold a total of 17,583 shares of Mahamaya Steel thereby net buying 8,000 shares at an average buy price of INR 100 after receiving the information from Noticee no. 1. The recommendation to purchase the shares of Mahamaya Steel was made by Noticee no. 1 at 14:58 and the closing price of Mahamaya Steel was INR 103. On the very next day, Noticee no. 3 offloaded 8000 shares of Mahamaya Steel immediately on market opening at 09:07:59, at a sell price of around INR 109 and booked a profit of INR 75,035.

31.A comparison of profits made by the *Noticees* on days when recommendations were made vis-à-vis the days when no recommendations were made is given below.

**Table no. 10**

S. No	Name	Particulars	No. of days when the scrip was traded	Gross Trade Value (₹)	Avg. Gross Trade Value (₹)	Profit/ Loss (₹)	Profit as a percentage of Gross traded value
1	Himanshu Mahendra bhai Patel (Noticee no. 1)	Overall Trades	1,037	116,27,64,303	11,21,277	2,01,18,395	1.730
		Trades around the recommendation days	465 <b>(44.84%)</b>	83,20,16,255 <b>(71.56%)</b>	17,89,282	1,66,65,883 <b>(82.84%)</b>	2.003
		Trades other than around the recommendation days	572 <b>(55.16%)</b>	33,07,48,049 <b>(28.44%)</b>	5,78,231	34,52,512 <b>(17.16%)</b>	1.044
2	Raj Mahendra bhai Patel (Noticee no. 2)	Overall Trades	1,578	94,31,05,847	5,97,659	72,20,959	0.766
		Trades around recommendation days	508 <b>(32.19%)</b>	50,21,29,296 <b>(53.24%)</b>	9,88,443	50,02,834 <b>(69.28%)</b>	0.996

S. No	Name	Particulars	No. of days when the scrip was traded	Gross Trade Value (₹)	Avg. Gross Trade Value (₹)	Profit/ Loss (₹)	Profit as a percentage of Gross traded value
		Trades other than around the recommendation days	1,070 <b>(67.81%)</b>	44,09,76,551 <b>(46.76%)</b>	4,12,128	22,18,125 <b>(30.72%)</b>	0.503
3	Jaydev Zala (Noticee no. 3)	Overall Trades	1,544	24,93,34,436	1,61,486	27,74,226	1.113
		Trades around the recommendation days	478 <b>(30.96%)</b>	17,57,63,599 <b>(70.49%)</b>	3,67,706	23,32,253 <b>(84.07%)</b>	1.327
		Trades other than around the recommendation days	1,066 <b>(69.04%)</b>	7,35,70,837 <b>(29.51%)</b>	69,016	4,41,973 <b>(15.93%)</b>	0.601
4	Mahendra bhai Bechardas Patel (Noticee no. 4)	Overall Trades	1,262	10,96,67,861	86,900	10,41,569	0.950
		Trades around the recommendation days	173 <b>(13.71%)</b>	6,38,19,321 <b>(58.19%)</b>	3,68,898	7,71,010 <b>(74.02%)</b>	1.208
		Trades other than around the recommendation days	1,089 <b>(86.29%)</b>	4,58,48,539 <b>(41.81%)</b>	42,102	2,70,559 <b>(25.98%)</b>	0.590
5	Kokilaben Mahendra bhai Patel (Noticee no. 5)	Overall Trades	388	11,11,39,166	2,86,441	15,94,425	1.435
		Trades around the recommendation days	166 <b>(42.78%)</b>	7,27,19,227 <b>(65.43%)</b>	4,38,068	9,72,328 <b>(60.98%)</b>	1.337
		Trades other than around the recommendation days	222 <b>(57.22%)</b>	3,84,19,939 <b>(34.57%)</b>	1,73,063	6,22,097 <b>(39.02%)</b>	1.619
6	Avaniben Kirankumar Patel (Noticee no. 6)	Overall Trades	667	39,54,65,276	5,92,901	37,78,527	0.956
		Trades around the recommendation days	339 <b>(50.82%)</b>	26,19,37,496 <b>(66.24%)</b>	7,72,677	26,85,640 <b>(71.08%)</b>	1.025
		Trades other than around the recommendation days	328 <b>(49.18%)</b>	13,35,27,781 <b>(33.76%)</b>	4,07,097	10,92,887 <b>(28.98%)</b>	0.819

Note-I: The table is based on those scrips where the Noticees as a group have made a profit of ₹50,000 or more during the Investigation period.

Note-II: The profit calculation for scrips in which recommendations were made does not include the intra-day profits on days when no recommendations were made.

32. From the table no. 10 above, the following observations are made.

32.1. The Gross Trade Value of the Noticees was higher (around **1.8 times** on average) around the recommendation days compared to the other days even though the number of trading days corresponding to the recommendation days were considerably lower (around **0.6 times** on average) compared to the other days.

32.2. The profit made by all the Noticees around the recommendation days were significantly higher than the profit made on the other days (around **3.5 times** on average).

32.3. The profit made by the Noticees as percentage of the Gross Traded Value around the recommendation days was almost double (around **1.95**

**times on average)** of the profit made by the *Noticees* as a percentage of Gross Traded value on the other days.

33. The observations made above show that the majority of the profits made by the *Noticees* were around the recommendation days which could only be attributed to price and volume impact of the recommendations posted on the Telegram channel. The *Noticees* had also undertaken higher value trades around the recommendation days to take advantage of the increased price and volume resulting from the misleading messages posted on the Telegram channel.
34. Further, from the Table nos. 2 and 3, it is noted that on July 16, 2021, Noticee nos. 1 and 3 contributed to **10.84%** of the gross traded quantity to the market volume and took a net buy position of 33,892 shares in the scrip of Total Transport. On July 19, 2021, all the *Noticees* except Noticee no. 4 contributed to **14.42%** of the gross traded quantity to the market volume and had taken a net buy position of 65,186 shares in the scrip of Total Transport at a limit buy price range of INR 57 to 65.85. Thereafter, a buy recommendation message was issued at 21:05:00 on the said date. On July 20, 2021, another buy recommendation message was issued at 8:07:56 with an entry price of INR 66 and target price range of INR 75 to 77. Further, on July 20, 2021, the said *Noticees* together bought 75,500 shares at a limit buy price range of INR 68.30 to 72.95 by 09:53:17. Subsequently, the *Noticees* exited their position at a limit sell price range of INR 67.60 to 73.50 by 11:07:02 on the same day. The aforesaid *Noticees* together contributed **8.35%** of the gross traded quantity to the market volume in the scrip of Total Transport on July 20, 2021 and booked a total profit of over INR 9 lakh on the said date.
35. The price-volume chart in the scrip of Total Transport for the period of July 2019 to September 2019 is given below.

IMAGE no. 5



36. On perusal of the image no. 5 given above, the following observations are made.
- 36.1. There was a significant increase in the price and volume of Total Transport on July 16, 2021, July 19, 2021 and July 20, 2021.
  - 36.2. On July 16, 2021, the day on which Noticee nos. 1 and 3 together net bought 33,892 shares contributing 10.84% of the gross traded quantity to the total market volume, the scrip price increased by around 20% on open to close basis. The volume on the said date was also substantially higher i.e., around 38 times the average volume on the preceding 10 days.
  - 36.3. On July 19, 2021, the day on which all the Noticees except Noticee no. 4 net bought 65,186 shares contributing 14.42% of the gross traded quantity to the total market volume, the scrip price increased by around 19% on open

to close basis. The volume on the said date was also substantially higher i.e., around 45 times the average volume on the preceding 10 days excluding the days on which the *Noticees* traded.

36.4. On July 20, 2021, the day on which all the *Noticees* except Noticee no. 4 bought 75,500 shares followed by complete exit from the scrip after issuing buy recommendation, the scrip price decreased by around 4% on open to close basis. The volume on the said date was also substantially higher i.e., around 72 times the average volume on the preceding 10 days excluding the days on which the *Noticees* traded.

36.5. On the days following the recommendation, the price and volume of the scrip declined to level that existed before the *Noticees* traded/ issued recommendations in the scrip.

37. From Table nos. 5 and 6, it is noted that on July 27, 2021, the *Noticee* nos. 1, 2 and 3 together contributed **29.16%** of the gross traded quantity to the market volume and took a net buy position of 15,325 shares at a limit buy price range of INR 84 to 111.95 in the scrip of Metro Global. Thereafter, a buy recommendation message was issued at 20:56:53 on the said date, with an entry price of INR 112 and target price of INR 150. On July 28, 2021, another buy recommendation message was issued at 8:15:51 with an entry price of INR 113 and target price of INR 124. Further, on July 28, 2021, *Noticee* nos. 1, 2 and 6 together bought 24,701 shares at a limit buy price range of INR 114.15 to 122.70 by 9:29:11. Subsequently, all the aforesaid *Noticees* exited their position at a limit sell price range of INR 110 to 122.80 by 9:48:35. The aforesaid *Noticees* together contributed **10.03%** of the gross traded quantity to the market volume in the scrip of Metro Global on July 28, 2021 and booked a total profit of over INR 1 lakh.

38. The price-volume chart in the scrip of Metro Global for the period of July 2019 to October 2019 is given below.

**IMAGE no. 6**



39. On perusal of the image no. 6 given above, the following observations are made.
- 39.1. There was a significant increase in the price and volume of Metro Global on July 20, 2021, July 26, 2021, July 27, 2021 and July 28, 2021.
  - 39.2. On July 20, 2021, the day on which the Noticees made a buy recommendation and also traded contrary to that recommendation, the scrip price increased by around 17% on open to close basis. The volume on the said date was also substantially higher i.e., around 14 times the average volume on the preceding 10 days.
  - 39.3. On July 26, 2021, the day on which the Noticees made a buy recommendation and also traded contrary to that recommendation, the scrip price increased by around 9% on open to close basis. The volume on the said date was also higher i.e., around 3 times the average volume on the preceding

10 days excluding the day on which recommendation was made i.e., July 20, 2021.

39.4. On July 27, 2021, the day on which Noticee nos. 1, 2 and 3 together net bought 15,325 shares contributing 29.16% of the gross traded quantity to the total market volume, the scrip price increased by around 13% on open to close basis. The volume on the said date was also substantially higher i.e., around 13 times the average volume on the preceding 10 days excluding the days on which recommendations were issued i.e., July 20, 2021 and July 26, 2021.

39.5. On July 28, 2021, the day on which Noticee nos. 1, 2 and 6 bought 24,701 shares followed by complete exit by Noticee nos. 1, 2, 3 and 6 from the scrip, the scrip price decreased by around 3% on open to close basis. The volume on the said date was also substantially higher i.e., around 18 times the average volume on the preceding 10 days excluding the days on which *Noticees* issued recommendations / traded i.e., July 20, 2021, July 26, 2021 and July 27, 2021.

39.6. On the days following the recommendation, the price and volume of the scrip declined to level that existed before the *Noticees* traded/ issued recommendation in the scrip.

40. From the observations made above, it is noted that the *Noticees* bought shares in the scrips in which the recommendations were to be given. Then, the *Noticees* recommended the subscribers of the Channel to buy shares in those scrips at a certain entry price which was above their buy price. Additionally, the *Noticees* had executed trades above the recommended entry price to entice the investors to buy the shares of the recommended scrips. Subsequently, the *Noticees* placed Limit sell orders at a higher price and exited the scrip after booking profits.

41. The combined trading activity of the *Noticees* mentioned above was significant. In addition to taking a net buy position in the recommended scrips as a part of the *modus operandi*, the *Noticees* had repeatedly traded in the recommended scrips above the entry price on the days of recommendation and created a false and

misleading appearance of trading activity in those recommended scrips to induce investors to buy the scrip.

42. From the trading pattern of the *Noticees*, it is observed that the *Noticees* bought shares of specific scrips before making a buy recommendation in the Telegram Channel. In view of the same, an inference can be drawn that such trades were only executed to take advantage of the rising market price induced by their own misleading recommendations, and in the process, make unlawful gains. The *Noticees* by trading in the scrip, prior to and after the recommendations were made, had also induced investor interest in the scrip. After making the recommendation in the scrip, the *Noticees* sold their shares to take advantage of the increase in price and volume of the scrip resulting from their recommendations.

43. The increased trading activity in the scrip appears to justify the buy recommendation made on the Telegram channel, which leads to more interest in the scrip. However, the subscribers to the channel were not aware that *Noticees* themselves had taken a long position in the recommended scrips (i.e., purchased those scrips a priori) and that the *Noticees* were about to sell their holdings shortly. The fact that sell trades were executed after the buy recommendation was made in the Telegram channel indicates that there was a manipulative intent in making the said recommendations to take advantage of the price movement of the scrip.

44. On the basis of preponderance of probability, it can be concluded that the misleading 'buy' recommendation messages issued regarding certain scrips and the trades executed by the *Noticees* during the investigation period in those specific scrips were the pillars of the fraudulent scheme deployed through which the *Noticees* made unlawful gains. Consequently, the price and volume of the recommended scrips on the recommendation days were inflated or artificially created and in the absence of the fraudulent scheme deployed by the *Noticees*, such higher price and volume could not have been possible. Further, as observed at paragraph nos. 36 and 39, it can be seen that the price and volume of the scrips fell significantly in the days following the recommendation. Any investor who might

have been induced by the increased trading activity to deal in those scrips would have acquired the scrip at an inflated price and suffered a loss.

45. I note that Noticee nos. 1, 2 and 3 have admitted to their involvement in this manipulative scheme during their deposition before the Investigating Authority. In this regard, I place reliance on the judgement of the Hon'ble Supreme Court of India in the matter of "Thiru John and Ors. Vs Returning Officer and Ors." (Civil Appeal nos. 1985-1896, 1907 of 1974 decided on April 12, 1977), wherein it was *inter alia* held, "*It is well settled that, a party's admission as defined in Sections 17 to 20 fulfilling the requirements of Section 21, Evidence Act, is a substantive evidence proprio vigore. An admission, if clearly and unequivocally made, is the best evidence against the party making it and though not conclusive, shifts the onus on to the maker on the principle that "what a party himself admits to be true may reasonably be presumed to be so and until the presumption was rebutted the fact admitted must be taken to be established"*. I also note that in addition to the Noticees' admission, the *modus operandi* has been corroborated by the observations made above based on the trading activities of the Noticees.

46. A mere disclaimer in the Telegram Channel description, amidst the aforesaid false claims, stating that the subscribers should consult their financial advisor, does not exonerate them from the nefarious scheme deployed through which large sums of unlawful profits have been generated by them, without disclosure of their own interest in the scrips. Moreover, the recommendations made were in a disingenuous manner to allure the subscribers of the channel into buying the recommended scrips. Further, based on the factual findings, preponderance of probability strongly leads to the conclusion that the trades executed were with manipulative intent to take advantage of unsuspecting and innocent investors to make unlawful profits. The Noticees have also failed to provide any reasonable explanation to suggest otherwise.

47. The Noticees have also stated that the action taken by SEBI is an infringement of their fundamental right to express their views freely. Right to free speech is not

absolute. As discussed earlier, I note that the *Noticees* have engaged in a fraudulent scheme by repeatedly issuing 'buy' recommendations on stocks, without disclosing their own contrary interest and intent. After urging and inducing their subscribers to buy, in sharp contrast to their own buy recommendation, the *Noticees* themselves have immediately sold these shares at advantageous terms to unsuspecting investors. One-off recommendations may well be informal and innocuous; but when such a pattern of 'buy' recommendations is repeated across 148 scrips, immediately followed by sale of shares contrary to their own recommendations, there can be little doubt that this is an elaborate and nefarious scheme designed to defraud investors.

48. In this regard, a reference is made to the observations of Hon'ble SC in the matter of SEBI and Ors. Vs Shri Kanaiyalal Baldevbhai Patel and Ors. 2017 SCC Online SC 1148, wherein the Hon'ble Court held as follows:

*"The definition of "fraud", which is an inclusive definition and, therefore, has to be understood to be broad and expansive, contemplates even an action or omission, as may be committed, even without any deceit if such act or omission has the effect of inducing another person to deal in securities. Certainly, the definition expands beyond what can be normally understood to be a "fraudulent act" or a conduct amounting to "fraud". The emphasis is on the act of inducement and the scrutiny must, therefore, be on the meaning that must be attributed to the word "induce"."*

49. The scheme employed by the *Noticees* is fraudulent as the *Noticees* recommended the stocks without disclosing their intent to sell those stocks and the recommendation messages were intended to induce unsuspecting investors to deal in the recommended stocks. Many investors had relied on the recommendations given on the Telegram Channel, without being aware that such a scheme/ device has been employed for the profit of the few entities propagating these messages.

50. The manipulative scheme used by the *Noticees* in the instant case is a variation of a 'pump and dump' scheme known as "scalping". In an Investor alert issued by United States (US) Securities and Exchange Commission (SEC), scalping has been defined as "*recommending a stock to drive up the share price and then selling shares of the stock at inflated prices to generate profits.*". In a scalping scheme, fraudsters buy a stock and then they recommend that stock to induce others to buy the stock, without disclosing their intent to sell the stock. Subsequently, they offload their stock on unsuspecting investors, upon rise in stock price and trading volume following their recommendation, and book profits at inflated prices. Such schemes usually target small- and micro-cap stocks due to their low volume.

51. The trading accounts of the *Noticees* were used to first buy the shares of the concerned companies, followed by making buy recommendations on those scrips through the Telegram Channel without disclosing their own personal exposure and interest in the scrips, so as to induce thousands of subscribers to the channel to buy those shares in order to generate interest and inflate the share price and eventually, after making such recommendations to the subscribers, *Noticees* sold their shares accumulated in the first leg of transaction at inflated prices on unsuspecting investors for a profit. The *Noticees* have also mostly traded in small- and micro-cap stocks. The said trading pattern was observed in intraday and Buy Today Sell Tomorrow (BTST) trades executed by the *Noticees*.

52. *Noticee nos.* 4, 5 and 6, in their separate letters dated February 7, 2022 have submitted that the trades executed in their accounts were done with their knowledge and that they had taken consultation from *Noticee no.* 1. They have also stated that their trading accounts are linked to the mobile numbers of *Noticee nos.* 1 and 2 as they are not tech savvy. Further, they have admitted that they were the ultimate beneficiaries of the profit made out of the said trades.

53. From the allegations made in the SCN as well as the replies filed by *Noticee nos.* 1, 2 and 3, it appears that the *Noticee nos.* 4, 5 and 6 did not have a role in issuing

the messages. It also appears that the trading and demat accounts of Noticee nos. 4, 5 and 6 could have been used by Noticee nos. 1 and 2 for executing the fraudulent scheme. Even if *Noticee nos.* 4, 5 and 6 were following the advice provided by Noticee no. 1 (as they claim), the same will not absolve the *Noticee nos.* 4, 5 and 6 from their omission and negligence to act in a prudent manner, in allowing use of their trading accounts to execute the trades which formed a part of this manipulative scheme. Moreover, the *Noticee nos.* 4, 5 and 6 received the unlawful profits from this scheme.

54. In this regard, I would like to place reliance on the order of the Hon'ble SAT in the matter of Mahavirsingh N Chauhan and Anr. vs. SEBI decided on October 18, 2019 wherein SAT has held as follows: *"We are of the opinion that by renting their demat account, trading account etc., the appellants were concealing the identity of the fraudster and, thus, were acting not only in concert but in connivance with the said fraudster. The appellants cannot, thus escape from the liability of debarment and the wrongful gains made by them."*

55. In view of the aforesaid findings, I observe that *Noticee nos.* 1, 2 and 3, by employing a manipulative scheme, have acted in a fraudulent manner and have violated Section 12A (a), (b), (c) of the SEBI Act and Regulations 3 (a), (b), (c) and (d), 4(1) and 4(2)(a), (d), (e), (k), (o) and (r) of PFUTP Regulations. Further, *Noticee nos.* 4, 5 and 6, facilitated the use of their trading accounts for the manipulative scheme and have violated Regulations 3(a), (b), (c), (d) and 4(1) of PFUTP Regulations.

***Issue 2: If the answers to the aforesaid questions are in affirmative, whether this warrants issuance of directions and /or penalty under Sections 11(1), 11(4), 11(4A), 11A, 11B (1) and 11B (2) of the SEBI Act?***

***Issue 2(a): Whether the Noticees are liable to disgorge the unlawful gains made from their manipulative scheme?***

56. From the above discussion, I note that the Noticee nos. 1, 2 and 3 engaged in dissemination of false and misleading messages recommending buying specific stocks in the Telegram channel and the trading accounts of all the *Noticees* were used to book profits from the resulting impact on price and volume of the recommended scrip. Thus, all the *Noticees* have played their respective roles, which have been found to be a part of a scheme in violation of SEBI Act and PFUTP Regulations and thus are liable to disgorge the wrongful gains made by them, jointly and severally, as mentioned at Table no. 11 given below. The details of scrip wise profit made by the *Noticees* in 148 scrips is provided at **Annexure B**.

**Table no. 11**

<b>Sr. No.</b>	<b>Trading Accounts</b>	<b>Profit (INR)</b>
1	Himanshu Mahendrabhai Patel	1,66,65,883
2	Raj Mahendrabhai Patel	50,02,834
3	Jaydev Zala	23,32,253
4	Kokilaben Mahendrabhai Patel	9,72,328
5	Mahendrabhai Bechardas Patel	7,71,010
6	Avaniben Kirankumar Patel	26,85,640
<b>Grand Total</b>		<b>2,84,29,948</b>

57. The *Noticees* were provided with all the relevant documents including the calculation of unlawful gains made by them and were advised to submit their reply, however, I note that the *Noticees* have not filed any reply and have also deposited only a part of the unlawful gains i.e., INR 98,84,427.86 in an escrow account.

58. As the securities market regulator, it is SEBI's bounden duty to safeguard the interests of investors and protect the integrity of the securities market. Fraudulent and manipulative practices distort fair price discovery thereby defeating one of the basic purposes of an organized securities market. Further, such activities cause

monetary loss to investors who have been unfairly induced to trade thereby upending trust and confidence in the integrity of the securities market. This has a negative effect on the securities market and its development.

59. The conduct of the above mentioned *Noticees* are not in the interest of the investors and the securities market and considering the violations committed by the *Noticees*, I find that it becomes necessary for SEBI to issue appropriate directions against them. The fraudulent scheme employed by the *Noticees* resulted in unlawful gains and appropriate directions including disgorgement of the unlawful gains need to be passed against them. The Interim order cum SCN directed impounding of unlawful gains jointly and severally by all the *Noticees* and I do not find any reason to differ with the same.

***Issue 2(b): Whether the violations attract monetary penalty under section 15HA of the SEBI Act?***

60. I further note that the SCN calls upon the *Noticees* to show cause *inter alia* as to why penalty under section 15HA read with sections 11(4A) and 11B (2) of the SEBI Act should not be imposed upon them for the alleged violations of SEBI Act, 1992 and PFUTP Regulations.

61. I also note that the powers vested upon SEBI under sections 11(4A) and 11B (2) of SEBI Act is without prejudice to the powers to issue directions under sections 11(1), 11(4) and 11B (1) of the SEBI Act.

62. As it has been brought out in the present case that *Noticees* have executed trades which are in violation of the provisions related to fraudulent and unfair trade practices under SEBI Act and PFUTP Regulations, the same also warrants imposition of monetary penalty under Section 15HA of the SEBI Act. For imposition of penalty under the provisions of the SEBI Act and PFUTP Regulations, Section 15J of the SEBI Act provides as follows:

**“Factors to be taken into account while adjudging quantum of penalty.**

15J. While adjudging quantum of penalty under 15-I or section 11 or section 11B, the Board or the adjudicating officer shall have due regard to the following factors, namely: —

(a) the amount of disproportionate gain or unfair advantage, wherever quantifiable, made as a result of the default;

(b) the amount of loss caused to an investor or group of investors as a result of the default;

(c) the repetitive nature of the default.

*Explanation. — For the removal of doubts, it is clarified that the power to adjudge the quantum of penalty under sections 15A to 15E, clauses (b) and (c) of section 15F, 15G, 15H and 15HA shall be and shall always be deemed to have been exercised under the provisions of this section.”*

63. I have taken note of the unlawful gains made by the *Noticees* in the extant matter.

Further, I find that the *Noticees*, particularly Noticee nos. 1, 2 and 3, have indiscriminately engaged in and were instrumental in the fraudulent scheme repeatedly on several days in multiple scrips.

64. To reiterate, all the relevant documents were provided to the *Noticees* twice and multiple opportunities were provided to the *Noticees* to make their submission. A table showing the details of the communication with the *Noticees* in this regard is given below.

**Table no. 12**

<b>S. No.</b>	<b>Date</b>	<b>Particulars</b>
1	June 13, 2022	All the relevant documents were provided to the <i>Noticees</i> by way of inspection.

<b>S. No.</b>	<b>Date</b>	<b>Particulars</b>
2	October 11, 2022	An opportunity of personal hearing was provided, however, the <i>Noticees</i> sought adjournment.
3	November 10, 2022	Another opportunity of hearing was provided and the <i>Noticees</i> once again sought adjournment.
4	November 25, 2022	All the relevant documents were once again forwarded to the <i>Noticees</i> pursuant to the hearing. Further, the <i>Noticees</i> were advised to file their reply by December 09, 2022.
5	January 16, 2023	<i>Noticees</i> sought additional time till January 16, 2023, however, they did not make any submission within the specified date.
6	March 15, 2023	<i>Noticees</i> were provided a last opportunity to file their submissions by March 15, 2023, however, they failed to make any submission.

65. Apart from their reply to the SCN mentioned at paragraphs 7 and 8 above, the *Noticees* have not made any submissions with respect to the trades executed by them, calculation of unlawful gains or the documents provided to them. Further, they have also not brought out any mitigating factor to consider under section 15J of the SEBI Act.

### **Directions**

66. In view of the foregoing, I, in exercise of the powers conferred upon me under Sections 11(1), 11(4), 11(4A), 11B (1) and 11B (2) read with Section 19 of the SEBI Act read with Rule 5 of the SEBI (Procedure for Holding Inquiry and Imposing Penalties) Rules, 1995, pass the following directions:

66.1. *Noticee nos. 1, 2 and 3* are hereby restrained from accessing the securities market and are further prohibited from buying, selling or otherwise dealing in the securities market, directly or indirectly in any manner

whatsoever, from the date of this Order, till expiry of 3 years from the date of payment of disgorgement amount as mentioned at paragraph 66.4.

66.2. *Noticees nos. 4, 5 and 6* are hereby restrained from accessing the securities market and are further prohibited from buying, selling or otherwise dealing in the securities market, directly or indirectly in any manner whatsoever, from the date of this Order, till expiry of 1 year from the date of payment of disgorgement amount as mentioned at paragraph 66.4.

66.3. It is clarified that during the period of restraint, the existing holding of securities, including units of mutual funds shall remain under freeze in respect of the aforesaid debarred *Noticees*.

66.4. All the *Noticees* shall, jointly and severally, disgorge the total unlawful gains mentioned at Table no. 11 along with simple interest @12% per annum from November 12, 2021 (*i.e. the date on which the last fraudulent trade was executed during the Investigation period*) till the date of payment/ date of deposit in the escrow account. The *Noticees* have deposited INR 98,84,427.86 in an escrow account and therefore the *Noticees* shall, jointly and severally, disgorge the remaining unlawful gains i.e., INR 1,85,45,520.14 along with simple interest @12% per annum from November 12, 2021 (*i.e. the date on which the last fraudulent trade was executed during the Investigation period*) till the date of payment. Further, the *Noticees* shall disgorge the interest on the unlawful gains already deposited i.e., INR 98,84,427.86 calculated with simple interest @12% per annum from November 12, 2021 (*i.e. the date on which the last fraudulent trade was executed during the Investigation period*) till the date of deposit in the escrow account.

66.5. The *Noticees* shall pay the aforesaid amount to the Investor Protection and Education Fund (IPEF) as referred to in Section 11(5) of the SEBI Act within a period of 45 (forty-five) days, from the date of receipt of this order.

66.6. The particulars of SEBI account for making e-payment are mentioned below.

Name of the Bank	Branch Name	RTGS Code	Beneficiary Name	Beneficiary Account No.
Bank of India	Bandra Kurla Branch	BKID0000122	Securities and Exchange Board of India	012210210000008

66.7. Further, the amount of unlawful gains, as mentioned at paragraph 5 above, deposited by them in the escrow account along with accrued interest is hereby directed to be transferred from the escrow account to IPEF.

66.8. After taking into consideration the violations by the *Noticees* and the observations made at paragraph nos. 49 and 59, a penalty of two times the total unlawful gains made by all the *Noticees* i.e., INR 5,68,59,896 (Rupees Five Crore Sixty-eight lakh fifty-nine thousand eight hundred and ninety-six only) is hereby imposed on Noticee nos.1, 2 & 3 to be paid jointly and severally and a penalty of INR 5,00,000 (Rupees Five lakh only) each is hereby imposed on Noticee nos. 4, 5 and 6, under Section 15HA of the SEBI Act.

66.9. *Noticees* are directed to pay their respective penalties within a period of 45 (forty-five) days, from the date of receipt of this order, through online payment facility available on the website of SEBI, i.e. [www.sebi.gov.in](http://www.sebi.gov.in) on the following path, by clicking on the payment link: ENFORCEMENT -> Orders -> Orders of Chairman/ Members -> PAY NOW. In case of any difficulties in online payment of penalties, the said *Noticees* may contact the support at [portalhelp@sebi.gov.in](mailto:portalhelp@sebi.gov.in).

66.10. The details/ confirmation of e-payment should be sent to "The Division Chief, Integrated Surveillance Department, SEC-3, Securities and Exchange Board of India, SEBI Bhavan, Plot no. C 4A, "G" Block, Bandra Kurla Complex,

Bandra (E), Mumbai - 400 051” and also to e-mail id: - [tad@sebi.gov.in](mailto:tad@sebi.gov.in) in the format as given in table below:

Case Name	
Name of payee	
Date of payment	
Amount paid	
Transaction no.	
Bank details in which payment is made	
Payment is made for: (like penalty /disgorgement along with order details)	

66.11. The Banks where *Noticees* are holding bank accounts, individually or jointly, are directed that no debit shall be made, except for e-payment in favour of “Securities and Exchange Board of India” as mentioned above, till further instructions from SEBI. However, credits, if any, into the accounts of the *Noticees* may be allowed.

66.12. The Depositories are directed to ensure that no debits or credits are made in the demat accounts of the *Noticees*, held individually or jointly, without the permission of SEBI.

66.13. The *Noticees* are also directed not to dispose of or alienate any of their assets/properties/ securities, till such time the direction of this order is complied with.

67. The Order shall come into force with immediate effect.

68. A copy of this order shall be forwarded to the *Noticees*, all the recognized Stock Exchanges, Depositories, Banks and Registrar and Transfer Agents for necessary action and compliance with the above directions.

-Sd-

**Date: April 26, 2023**

**Place: Mumbai**

**ANANTH NARAYAN G.**

**WHOLE TIME MEMBER**

**SECURITIES AND EXCHANGE BOARD OF INDIA**

**ANNEXURE – A**

**Analysis of the price and volume impact on the scrips recommended in the Telegram channel**

Recommendation Date and Time				Recommended Levels		"Price Impact" Post Recommendation								Volume Impact Post Recommendation		
Date (R day)	time	ISIN	Scrip Recommended	Entry Price	Target Price	Previous Day Closing (INR) [R-1]	Open (INR) [R day]	High (INR) [R day]	Low (INR) [R day]	Close (INR) [R day]	Daily High/ Low Variation % in preceding 10 days	Daily High/ Low Variation % on date of Recommendation	Daily High/ Low Variation % in immediately succeeding 10 days	Daily Avg. Trading Vol in Preceding 10 days	Trading Vol. on the day of the Recommendation	Daily Avg. Trading Vol. on succeeding 10 days
01/01/2021	08:17:22	INE497D01022	DAMODAR INDUSTRIES LTD	38	44	37.6	38	39	35.5	36.2	10.64	9.72	8.94	389140	65989	281771
01/01/2021	10:03:51	INE777A01023	NATH INDUSTRIES LIMITED	87	94	81.4	84.4	94	83	85.3	8.39	13.25	7.44	730048	3193489	1036614
01/01/2021	11:54:36	INE395H01011	STEEL CITY SECURITIES LTD	38	45.6	34.3	34.85	40.7	34.7	39.3	7.72	17.46	6.07	16981	196665	45825
01/01/2021	15:17:56	INE569C01020	ORIENT ABRASIVE LTD	23	27	22.7	22.75	23.9	22.4	23.6	6.51	6.47	6.81	502236	206234	816935
04/01/2021	08:32:29	INE569C01020	ORIENT ABRASIVE LTD	24	28	23.4	24.3	25	23.6	24	6.15	5.72	8.05	394328	732375	967042
04/01/2021	10:07:31	INE677H01012	DEEP ENERGY RESOURCES LIMITED	46	55.2	43.3	43.65	47.1	43.1	45.5	5.14	9.41	4.45	155472	244049	398740
04/01/2021	11:31:13	INE338F01015	Kilburn Engineering Ltd	21.3	24	19.1	19.1	21.8	18.3	20.9	7.24	19.18	13.87	142637	2710880	1057108
04/01/2021	13:03:56	INE644Y01017	SHIVA MILLS LIMITED	35	45	32.4	33.8	36.5	32	36	5.51	13.91	11.66	69926	186392	658381
04/01/2021	15:16:55	INE978G01016	SPL INDUSTRIES LIMITED	36	40	33.3	33	36.6	32.6	35.7	10.84	12.12	9.16	231337	429035	410408
05/01/2021	08:50:20	INE978G01016	SPL INDUSTRIES LIMITED	36	55	36.2	36.45	39.4	36.4	37.5	10.22	8.39	9.79	185633	291622	1445716
05/01/2021	09:43:39	INE451L01014	MAHAMAYA STEEL INDS LTD	100	110	96.4	99	106	99	105	4.58	6.67	5.67	133247	1172047	500951
05/01/2021	11:15:14	INE819L01012	ELGI RUBBER CO. LTD	25	30	22.5	22.4	26.5	22.3	24.7	6.8	19.1	6.38	26149	401770	67616
05/01/2021	12:24:01	INE631A01022	SHANTHI GEARS LTD	125	130	122	122	127	122	124	2.24	4.35	4.36	961628	908722	2143908
05/01/2021	15:16:04	INE932C01012	TOKYO PLAST INTL LTD	76.5	85	71.4	70.6	78.6	70.2	77.5	2.85	11.89	7.16	80583	1436583	273021
05/01/2021	15:23:11	INE511Y01018	MMP INDUSTRIES LIMITED	84	89	83	82.95	85.1	81	83.8	9.94	5.13	8.32	25543	34707	41755
06/01/2021	08:45:18	INE932C01012	TOKYO PLAST INTL LTD	78	85	77.3	81.9	82	74.1	76.9	4.88	10.66	5.68	233202	52711	259093
06/01/2021	09:10:26	INE511Y01018	MMP INDUSTRIES LIMITED	84	100	83.8	85	89.7	84.2	85.1	9.29	6.6	8.17	27978	34381	39111

Recommendation Date and Time				Recommended Levels		"Price Impact" Post Recommendation								Volume Impact Post Recommendation		
Date (R day)	time	ISIN	Script Recommended	Entry Price	Target Price	Previous Day Closing (INR) [R-1]	Open (INR) [R day]	High (INR) [R day]	Low (INR) [R day]	Close (INR) [R day]	Daily High/ Low Variation % in preceding 10 days	Daily High/ Low Variation % on date of Recommendation	Daily High/ Low Variation % in immediately succeeding 10 days	Daily Avg. Trading Vol in Preceding 10 days	Trading Vol. on the day of the Recommendation	Daily Avg. Trading Vol. on succeeding 10 days
06/01/2021	10:32:50	INE644Y01017	SHIVA MILLS LIMITED	37	60	34	34.6	38.6	34.6	37.4	6.91	11.42	11.21	169154	2395874	332654
06/01/2021	15:07:57	INE201M01011	CL EDUCATE LIMITED	69	75	66.5	66.1	70.2	64.9	69.2	2.9	8.17	8.27	61986	132146	827676
07/01/2021	08:07:42	INE201M01011	CL EDUCATE LIMITED	70	78	69.2	70.6	76.1	69.6	76.1	3.84	9.34	7.96	112924	145290	825348
07/01/2021	09:28:50	INE644Y01017	SHIVA MILLS LIMITED	0	0	37.4	37.5	40	37	37.1	8.67	8.11	11.31	432252	910039	261783
07/01/2021	11:17:18	INE323J01019	SOMI CONVEYOR BELT. LTD.	31	34	28.6	29.7	34.3	29	34.3	6.96	18.1	12.12	45278	280159	1352918
07/01/2021	15:17:55	INE895W01019	PANACHE DIGILIFE LIMITED	43.5	47	40.5	42	44.5	40.8	43.9	5.06	8.95	5.98	19653	168010	34585
08/01/2021	09:28:55	INE528K01029	Gallantt Ispat Limited	40	60	37.7	39.8	45.2	39.1	45.2	5.53	15.6	10.92	121155	1670250	525976
08/01/2021	10:51:01	INE864B01027	UMANG DAIRIES LIMITED	65	90	61.7	62.2	70	61.2	66.7	10.18	14.39	6.77	1083194	2945044	638539
08/01/2021	11:25:40	INE569C01020	ORIENT ABRASIVE LTD	25.5	28.5	23.7	23.25	26.9	23.3	25.5	5.89	15.7	11.74	404882	4326759	1744830
08/01/2021	15:14:49	INE497D01022	DAMODAR INDUSTRIES LTD	41	45	37.6	35.3	41.5	35.3	40.7	8.17	17.42	9.75	186816	1015536	171962
08/01/2021	15:26:32	INE644Y01017	SHIVA MILLS LIMITED	38	45	37.5	38.45	39.5	35.3	38.6	9.53	11.9	10.88	530236	79704	244507
11/01/2021	08:33:52	INE497D01022	DAMODAR INDUSTRIES LTD	41	45	40.8	41.85	41.9	37.1	38.4	9.51	12.8	8.42	240915	64530	161454
11/01/2021	09:30:03	INE644Y01017	SHIVA MILLS LIMITED	41	45	38.8	39.7	42	38	40.2	12	10.53	8.56	573255	1037655	107629
11/01/2021	15:13:52	INE511Y01018	MMP INDUSTRIES LIMITED	91	97	85.9	87	97.8	84	93.8	7.98	16.43	7.75	32656	166496	24699
12/01/2021	12:18:50	INE363W01018	BHAGYANAGAR PRO LTD	27.5	uc	23.8	23.75	28.5	23.8	28.5	10.21	20	12.52	92113	563993	435092
12/01/2021	13:40:30	INE785A01026	JAYANT AGRO ORGANICS LTD	125	147	121	120.5	145	121	145	3.13	20.41	10.58	182509	6823368	1764514
12/01/2021	13:56:02	INE573R01012	SEYA INDUSTRIES LIMITED	69	80	67.7	66.25	69.7	66.1	66.7	4.64	5.53	3.82	279514	49655	275994
13/01/2021	09:26:47	INE980Y01015	SOUTH WEST PINNACLE LTD	44	UC	43	44	45.1	42.1	44.6	5.52	7.13	5.97	27912	165253	43375
13/01/2021	10:02:50	INE201B01022	Majestic Auto Ltd.,	127	135	119	120	129	120	124	7.18	7.95	6.27	773032	6530298	458553

Recommendation Date and Time				Recommended Levels		"Price Impact" Post Recommendation								Volume Impact Post Recommendation		
Date (R day)	time	ISIN	Script Recommended	Entry Price	Target Price	Previous Day Closing (INR) [R-1]	Open (INR) [R day]	High (INR) [R day]	Low (INR) [R day]	Close (INR) [R day]	Daily High/ Low Variation % in preceding 10 days	Daily High/ Low Variation % on date of Recommendation	Daily High/ Low Variation % in immediately succeeding 10 days	Daily Avg. Trading Vol in Preceding 10 days	Trading Vol. on the day of the Recommendation	Daily Avg. Trading Vol. on succeeding 10 days
13/01/2021	10:50:24	INE338F01015	Kilburn Engineering Ltd	23.5	25	21.2	22.9	24.5	20.1	22.5	9.66	21.95	11.77	602344	2494702	631132
14/01/2021	09:59:36	INE569C01020	ORIENT ABRASIVE LTD	26	29	24.9	25.4	29.4	23.8	28	8.16	23.32	9.48	1104202	8938250	1077475
14/01/2021	12:20:13	INE777A01023	NATH INDUSTRIES LIMITED	82	88	74.5	75	85	74.6	78.4	7.96	13.94	5.46	883753	5934741	529665
14/01/2021	15:14:55	INE932C01012	TOKYO PLAST INTL LTD	81	87	72.5	72.55	84	72	82	5.06	16.67	7.67	141049	255675	321731
15/01/2021	08:19:28	INE932C01012	TOKYO PLAST INTL LTD	82	93	81.8	85.4	86.5	76.2	76.3	7.27	13.59	6.13	181911	1988486	99297
15/01/2021	09:44:57	INE338F01015	Kilburn Engineering Ltd	25.5	30.6	23.7	23	26	22	23	12.66	18.18	10.12	897983	4015586	169133
15/01/2021	15:16:27	INE266Y01019	D. P. ABHUSHAN LIMITED	104.5	112	96.1	96.1	106	94	104	5.57	12.45	4.36	9689	101613	10210
19/01/2021	10:26:09	INE819L01012	ELGI RUBBER CO. LTD	25	27	23.1	23.1	25.4	23.1	24.5	7.29	9.96	9.33	93400	143935	441705
19/01/2021	12:08:26	INE573R01012	SEYA INDUSTRIES LIMITED	66	69	63.1	64.95	66.4	63.1	64.2	3.84	5.31	2.85	278142	28174	144707
20/01/2021	09:29:50	INE631A01022	SHANTHI GEARS LTD	122	132	122	122	125	122	124	2.32	2.75	1.67	1100946	95536	404686
21/01/2021	09:17:53	INE631A01022	SHANTHI GEARS LTD	124.5	132	124	124.2	125	122	122	2.34	2.47	1.58	1030236	1251812	208721
29/01/2021	11:00:39	INE528K01029	Gallantt Ispat Limited	38	43	35.6	35.6	40.9	35.6	38.6	4.68	14.89	6.24	136960	107121	181553
29/01/2021	15:02:41	INE569C01020	ORIENT ABRASIVE LTD	24.75	26.5	23.8	24.5	24.8	23.8	24.6	5.1	4.2	4.56	190443	62031	294263
01/02/2021	08:55:09	INE569C01020	ORIENT ABRASIVE LTD	24.6	26.5	24.6	25.4	26	24	25.5	4.8	8.13	3.96	143191	161542	275562
02/02/2021	10:29:45	INE139B01016	UCAL FUEL SYSTEMS LTD	128	136	126	126.7	129	125	125	4.25	3.69	3.72	226827	466512	274638
02/02/2021	15:17:24	INE201M01011	CL EDUCATE LIMITED	69.5	74	66.6	67.1	71	65.8	69.4	5.6	7.9	6.95	181868	279300	247151
03/02/2021	15:13:46	INE932C01012	TOKYO PLAST INTL LTD	76	80	69.6	71.15	78	69.8	76.8	4.05	11.75	5	85568	394781	98708
03/02/2021	15:21:50	INE419D01026	CHAMAN LAL SETIA EXP LTD	87	92	82.8	81.9	87.5	81.9	86.8	4.95	6.84	4.64	3001235	4503239	4870754
04/02/2021	08:06:41	INE419D01026	CHAMAN LAL SETIA EXP LTD	87	94	86.8	88.4	90.4	87.1	88.6	5.15	3.79	4.63	3280659	9011164	4348303
04/02/2021	09:23:36	INE932C01012	TOKYO PLAST INTL LTD	77	82	76.8	77	77.4	75.2	76.4	5.39	2.93	4.15	83104	53764	101863

Recommendation Date and Time				Recommended Levels		"Price Impact" Post Recommendation								Volume Impact Post Recommendation		
Date (R day)	time	ISIN	Script Recommended	Entry Price	Target Price	Previous Day Closing (INR) [R-1]	Open (INR) [R day]	High (INR) [R day]	Low (INR) [R day]	Close (INR) [R day]	Daily High/ Low Variation % in preceding 10 days	Daily High/ Low Variation % on date of Recommendation	Daily High/ Low Variation % in immediately succeeding 10 days	Daily Avg. Trading Vol in Preceding 10 days	Trading Vol. on the day of the Recommendation	Daily Avg. Trading Vol. on succeeding 10 days
04/02/2021	11:22:19	INE785A01026	JAYANT AGRO ORGANICS LTD	143	150	135	134.1	147	134	143	5.22	9.92	4.33	129851	71084	241268
04/02/2021	11:54:59	INE395H01011	STEEL CITY SECURITIES LTD	113.5	118	36	35.3	39.3	35.3	38.4	5.55	11.19	5.53	21681	120157	19257
04/02/2021	11:54:59	INE451L01014	MAHAMAYA STEEL INDS LTD	113.5	118	108	108.9	115	109	114	5.6	5.6	6.69	78023	309321	149647
04/02/2021	12:57:28	INE497D01022	DAMODAR INDUSTRIES LTD	35.5	38	31.9	32.45	35.3	32	35	7.93	10.16	6.8	32609	274462	66377
05/02/2021	08:56:08	INE395H01011	STEEL CITY SECURITIES LTD	38.5	42	38.4	39	39.5	36.9	37.1	6.16	7.06	5.53	22020	73488	15801
05/02/2021	11:44:26	INE201M01011	CL EDUCATE LIMITED	72	77	67.3	68.5	72.5	66.9	68.8	6.1	8.45	6.85	167373	59265	180829
05/02/2021	12:16:59	INE083D01012	BAL PHARMA LTD.	56	58.4	53.4	54.05	56.3	53.7	54.4	4.88	4.94	8.25	87143	64509	531824
05/02/2021	15:13:53	INE497D01022	DAMODAR INDUSTRIES LTD	35.5	40	35	35.25	35.6	34.2	35.3	8.53	4.09	5.65	61428	145701	47553
08/02/2021	09:05:43	INE497D01022	DAMODAR INDUSTRIES LTD	35.5	40	35.3	35.85	35.9	34	34.4	6.97	5.59	5.59	75752	44422	44783
08/02/2021	12:48:04	INE083D01012	BAL PHARMA LTD.	57	65	54.5	54.5	59.7	54.1	59	5.14	10.35	8.4	140009	1338712	589195
09/02/2021	15:12:49	INE773I01017	ALKALI METALS LTD	59	64	56.1	57.6	60	55.7	58.7	5.35	7.82	6.05	52887	71808	171180
10/02/2021	09:07:49	INE773I01017	ALKALI METALS LTD	60	65	58.7	59.85	61.4	57.2	57.5	6.11	7.34	5.2	90482	81692	140616
10/02/2021	15:10:38	INE895W01019	PANACHE DIGILIFE LIMITED	45	49	42.3	44	45.4	41.9	44.6	5.32	8.48	12.2	22820	70084	54200
11/02/2021	13:47:00	INE391D01019	TRF LIMITED	103	109	98.9	99.85	105	99	103	5.54	6.06	4.58	204951	43697	421287
11/02/2021	14:18:37	INE451L01014	MAHAMAYA STEEL INDS LTD	107	114	103	103.9	108	103	106	6.71	5.34	4.79	165101	154784	71667
12/02/2021	11:39:11	INE139B01016	UCAL FUEL SYSTEMS LTD	128	136	128	128.6	137	128	132	2.97	6.8	7.21	305876	1091811	1903375
12/02/2021	11:52:35	INE511Y01018	MMP INDUSTRIES LIMITED	87	90	83.2	80.5	87.8	80.5	84.1	5.94	9.07	8.32	12784	65350	97854
12/02/2021	15:10:33	INE201M01011	CL EDUCATE LIMITED	70	76	66.5	68.3	70.7	66	70	6.98	7.12	5.71	177164	95923	215958
15/02/2021	08:26:25	INE201M01011	CL EDUCATE LIMITED	71	82	70	70	72	67.6	68.6	6.74	6.51	5.73	176211	55361	182465
15/02/2021	13:52:02	INE895W01019	PANACHE DIGILIFE LIMITED	0	0	42.7	43.9	51.2	42.5	50.2	7.13	20.49	12.97	41706	164144	40661

Recommendation Date and Time				Recommended Levels		"Price Impact" Post Recommendation								Volume Impact Post Recommendation		
Date (R day)	time	ISIN	Script Recommended	Entry Price	Target Price	Previous Day Closing (INR) [R-1]	Open (INR) [R day]	High (INR) [R day]	Low (INR) [R day]	Close (INR) [R day]	Daily High/ Low Variation % in preceding 10 days	Daily High/ Low Variation % on date of Recommendation	Daily High/ Low Variation % in immediately succeeding 10 days	Daily Avg. Trading Vol in Preceding 10 days	Trading Vol. on the day of the Recommendation	Daily Avg. Trading Vol. on succeeding 10 days
16/02/2021	10:06:17	INE575C01027	International Conveyors Ltd.,	42	45	37.6	41.5	44	39.5	40.2	6.73	11.27	9.48	276257	2822807	2268013
17/02/2021	09:15:27	INE316A01038	Eco Recycling Limited	63	72	60.2	64.7	71.8	53	58.2	11.9	35.38	11.64	1747994	12597747	1566815
17/02/2021	15:10:41	INE688E01024	HERCULES HOI. LTD.	126	133	122	122.6	130	122	128	4.16	6.74	4.93	515529	1043904	1346470
18/02/2021	08:27:18	INE688E01024	HERCULES HOI. LTD.	128	135	128	128.4	129	125	126	4.55	3.12	4.74	480193	2435294	1408629
18/02/2021	11:10:03	INE528K01029	Gallantt Ispat Limited	40.5	44	38.7	38	41.5	38	40.7	6.64	9.21	5.91	224482	131493	168556
18/02/2021	12:01:11	INE569C01020	ORIENT ABRASIVE LTD	0	0	22.6	23.35	24	23	23.3	3.19	4.35	4.11	173750	499233	171338
19/02/2021	11:30:19	INE786W01010	RKEC PROJECTS LIMITED	60	63	53.2	53.15	63.8	51.4	63.8	8.75	24.03	8.2	36070	229738	88706
23/02/2021	15:13:12	INE561C01019	BHARAT GEARS LTD.	81	85	77.2	77.1	81.8	77.1	81.2	5.51	6.16	5.83	146869	30476	243659
24/02/2021	08:27:15	INE561C01019	BHARAT GEARS LTD.	81	90	81.2	82.55	82.7	80	80	6.08	3.38	5.61	181140	325108	195367
25/02/2021	11:48:51	INE083D01012	BAL PHARMA LTD.	55	58	52.1	52.75	57.3	52.1	55.5	4.76	9.88	5.97	142656	115238	187862
25/02/2021	12:50:26	INE819L01012	ELGI RUBBER CO. LTD	29.5	31.4	28.4	28.45	30.4	27.8	29.4	6.18	9.35	6.88	54002	155173	81523
01/03/2021	10:14:13	INE417B01040	DYNACONS SYS & SOLN LTD	67	71.3	64.8	66.45	68.5	63.2	64.3	7.04	8.31	6.81	298076	740804	734672
01/03/2021	15:09:39	INE785A01026	JAYANT AGRO ORGANICS LTD	141	155	136	139.8	143	136	142	4.27	5.38	4.32	105479	47817	370045
02/03/2021	08:29:29	INE785A01026	JAYANT AGRO ORGANICS LTD	142	155	141	141	145	139	142	4.63	4.2	4.04	183380	754899	227348
02/03/2021	10:31:33	INE864X01013	D P WIRES LIMITED	120	125	115	116	124	114	119	5.46	8.77	4.9	6459	63658	12998
02/03/2021	15:13:07	INE395H01011	STEEL CITY SECURITIES LTD	37	42	35.7	36.8	37.6	35.1	36.9	5.18	7.12	4.12	21127	326546	49444
03/03/2021	07:51:56	INE395H01011	STEEL CITY SECURITIES LTD	37.5	45	36.9	37.9	40	37.6	38.5	5.33	6.25	4.4	52756	232379	27231
03/03/2021	10:11:16	INE417B01040	DYNACONS SYS & SOLN LTD	68	72	64.7	66.8	71.1	66.1	70.8	8.15	7.65	6.97	309172	3886891	526390
04/03/2021	10:35:24	INE864X01013	D P WIRES LIMITED	121	125	122	122.9	125	120	122	5.6	4.17	5.95	15868	37502	7367
05/03/2021	15:05:46	INE127T01013	K.P. Energy Limited	66	70	64.3	62	69.9	60	66.1	9.03	16.5	11.03	543402	1570614	743456

Recommendation Date and Time				Recommended Levels		"Price Impact" Post Recommendation								Volume Impact Post Recommendation		
Date (R day)	time	ISIN	Script Recommended	Entry Price	Target Price	Previous Day Closing (INR) [R-1]	Open (INR) [R day]	High (INR) [R day]	Low (INR) [R day]	Close (INR) [R day]	Daily High/ Low Variation % in preceding 10 days	Daily High/ Low Variation % on date of Recommendation	Daily High/ Low Variation % in immediately succeeding 10 days	Daily Avg. Trading Vol in Preceding 10 days	Trading Vol. on the day of the Recommendation	Daily Avg. Trading Vol. on succeeding 10 days
08/03/2021	08:12:09	INE127T01013	K.P. Energy Limited	66.5	72	66.1	69	72.7	63.3	64.8	10.29	14.77	10.21	663740	1402190	605695
08/03/2021	15:08:54	INE561C01019	BHARAT GEARS LTD.	82	88	78.6	80.15	82.5	77.6	82.2	4.54	6.25	6.34	123137	573102	459878
09/03/2021	08:11:19	INE561C01019	BHARAT GEARS LTD.	83	88	82.2	84	88.5	83.2	86.7	5.07	6.37	6.1	169791	1607478	397049
09/03/2021	09:34:53	INE453D01025	SARLA PERF. FIBERS LTD	29.5	33	29.6	29.7	31	28.6	29.1	6.84	8.58	7.11	685799	1696084	551953
09/03/2021	11:22:15	INE785A01026	JAYANT AGRO ORGANICS LTD	0	180	141	143	149	142	145	3.97	4.93	7.11	298149	46889	494246
10/03/2021	10:20:15	INE688E01024	HERCULES HOI. LTD.	128	135	124	124.4	132	124	127	2.81	6.81	4.61	606516	283686	880001
12/03/2021	10:02:29	INE083D01012	BAL PHARMA LTD.	57.5	62	55.6	56.1	59	56	56.7	6.47	5.27	9.27	455097	397742	382473
12/03/2021	11:10:41	INE201M01011	CL EDUCATE LIMITED	75.5	83	70.2	72.9	84.2	72	84.2	6.03	16.88	12.7	194248	614343	4236560
12/03/2021	11:27:26	INE785A01026	JAYANT AGRO ORGANICS LTD	148	160	144	146	150	141	143	3.75	6.68	8.4	136571	48822	526873
12/03/2021	14:59:12	INE266Y01019	D. P. ABHUSHAN LIMITED	120	128	113	113.8	122	114	121	5.81	7.21	5.71	5438	28148	7499
15/03/2021	08:39:14	INE266Y01019	D. P. ABHUSHAN LIMITED	122	136	121	123	129	115	117	5.98	12.13	4.84	7442	27418	4900
15/03/2021	15:04:34	INE083D01012	BAL PHARMA LTD.	59.5	65	56.7	60.85	61.9	55.4	60.5	7.06	11.83	9.28	476744	1069400	321417
16/03/2021	08:01:02	INE083D01012	BAL PHARMA LTD.	61.5	67	60.8	63.3	64.3	60.2	60.9	8.04	6.9	9	579923	225701	406842
16/03/2021	11:16:22	INE569C01020	ORIENT ABRASIVE LTD	24.5	27	22.7	22.9	25	22.8	23.7	4.65	9.67	7.27	405532	239774	224511
16/03/2021	11:57:49	INE785A01026	JAYANT AGRO ORGANICS LTD	143	150	138	140.4	158	137	152	4.64	14.99	8.68	228934	133793	437895
16/03/2021	15:06:11	INE417B01040	DYNACONS SYS & SOLN LTD	74	80	69.7	70	76.6	68.4	75.3	8.13	11.99	10.88	542257	137862	1020095
17/03/2021	09:59:40	INE819L01012	ELGI RUBBER CO. LTD	32	33.5	30.3	30.4	32.5	28.5	29.2	6.97	14.04	5.28	82732	211937	22233
18/03/2021	09:30:23	INE573R01012	SEYA INDUSTRIES LIMITED	61	64.5	58.5	59	63.5	59	60.6	4.8	7.72	5.22	425588	126760	434648
18/03/2021	10:13:39	INE783X01023	CHEMFAB ALKALIS LIMITED	133	142	126	128.1	135	123	125	2.01	9.54	5.5	28110	53849	119108
19/03/2021	14:59:00	INE395H01011	STEEL CITY SECURITIES LTD	39	44	34.6	33.6	40.9	32.6	39.8	4.4	25.65	7.51	27231	143772	77951

Recommendation Date and Time				Recommended Levels		"Price Impact" Post Recommendation								Volume Impact Post Recommendation		
Date (R day)	time	ISIN	Script Recommended	Entry Price	Target Price	Previous Day Closing (INR) [R-1]	Open (INR) [R day]	High (INR) [R day]	Low (INR) [R day]	Close (INR) [R day]	Daily High/ Low Variation % in preceding 10 days	Daily High/ Low Variation % on date of Recommendation	Daily High/ Low Variation % in immediately succeeding 10 days	Daily Avg. Trading Vol in Preceding 10 days	Trading Vol. on the day of the Recommendation	Daily Avg. Trading Vol. on succeeding 10 days
22/03/2021	08:14:17	INE395H01011	STEEL CITY SECURITIES LTD	39	45	39.8	39.85	42.5	38.9	39.5	6.41	9.4	7.08	31376	174826	63224
22/03/2021	10:06:18	INE895W01019	PANACHE DIGILIFE LIMITED	58	65	56.3	56.2	65	52.7	61.6	10.8	23.34	13.34	61077	326902	113340
22/03/2021	12:04:21	INE785A01026	JAYANT AGRO ORGANICS LTD	146	155	138	138.7	149	136	143	8.7	9.47	4.25	402455	41030	226980
22/03/2021	13:55:05	INE083D01012	BAL PHARMA LTD.	57	60	54.4	54	59	54	56.5	9.54	9.26	6.34	418669	96875	380910
22/03/2021	15:03:04	INE417B01040	DYNACONS SYS & SOLN LTD	78	85	73	73	78.1	71.1	78	11.66	9.92	6.21	867099	385138	459808
23/03/2021	08:07:43	INE417B01040	DYNACONS SYS & SOLN LTD	79	88	78	79.45	79.8	75.7	77.5	11.53	5.49	5.87	806576	2273049	365453
23/03/2021	10:08:38	INE895W01019	PANACHE DIGILIFE LIMITED	0	0	61.6	62.65	73.9	61	73.9	12.69	21.07	12.23	92149	399059	80588
23/03/2021	13:07:03	INE083D01012	BAL PHARMA LTD.	57.5	62	56.5	57.8	60.7	56.2	58.1	8.88	8.01	5.5	415001	144113	274483
23/03/2021	14:57:28	INE395H01011	STEEL CITY SECURITIES LTD	42	48	39.5	39.4	42.3	37.6	42	6.84	12.52	6.24	43858	212954	42934
24/03/2021	08:31:16	INE395H01011	STEEL CITY SECURITIES LTD	42.5	49	42	41.8	44.1	40.1	41.3	7.77	10.11	5.48	62172	198603	24268
24/03/2021	15:03:05	INE785A01026	JAYANT AGRO ORGANICS LTD	141	148	140	141	141	139	140	7.64	2.09	2.74	248545	93496	103781
25/03/2021	08:44:48	INE785A01026	JAYANT AGRO ORGANICS LTD	139	148	140	141.3	141	135	137	7.14	4.59	2.82	223702	27473	112450
01/04/2021	10:47:55	INE561C01019	BHARAT GEARS LTD.	77	80	73.5	73.8	77.3	73	76	4.69	5.89	7.69	102701	288360	166005
01/04/2021	15:16:08	INE139B01016	UCAL FUEL SYSTEMS LTD	147	158	140	140.2	147	139	146	4.28	5.71	2.99	2617536	6483380	335334
07/04/2021	15:04:31	INE895W01019	PANACHE DIGILIFE LIMITED	60	66	57.3	58.4	62.3	54.8	61	14.31	13.69	8.98	134358	116721	44561
08/04/2021	08:37:18	INE895W01019	PANACHE DIGILIFE LIMITED	61	67	61	62.7	65	59.1	61.7	13.34	9.98	8.48	113340	71541	39242
08/04/2021	11:14:24	INE594B01012	BSL LTD	39	43	36.5	36.8	40	36	36.8	5.94	11.27	7.49	55713	611151	70295
08/04/2021	12:02:36	INE561C01019	BHARAT GEARS LTD.	0	0	75.7	79	85.8	78	81.4	6.55	10	8.05	84072	146070	286217
09/04/2021	13:34:46	INE561C01019	BHARAT GEARS LTD.	85	92	81.4	83.5	87.5	81	84.5	7.47	8.02	7.76	185081	97596	215650

Recommendation Date and Time				Recommended Levels		"Price Impact" Post Recommendation								Volume Impact Post Recommendation		
Date (R day)	time	ISIN	Script Recommended	Entry Price	Target Price	Previous Day Closing (INR) [R-1]	Open (INR) [R day]	High (INR) [R day]	Low (INR) [R day]	Close (INR) [R day]	Daily High/ Low Variation % in preceding 10 days	Daily High/ Low Variation % on date of Recommendation	Daily High/ Low Variation % in immediately succeeding 10 days	Daily Avg. Trading Vol in Preceding 10 days	Trading Vol. on the day of the Recommendation	Daily Avg. Trading Vol. on succeeding 10 days
09/04/2021	15:11:42	INE895W01019	PANACHE DIGILIFE LIMITED	64	72	61.7	61	65.8	58	64	12.23	13.45	7.55	80588	115219	29879
12/04/2021	09:36:21	INE895W01019	PANACHE DIGILIFE LIMITED	61	100	64	60.1	63.7	57.6	57.8	11.79	10.59	6.73	56386	80047	24163
13/04/2021	10:06:04	INE561C01019	BHARAT GEARS LTD.	78	84	76.2	78.25	81.8	76.6	78.6	8.82	6.79	5.26	262021	30681	124908
16/04/2021	11:21:30	INE786W01010	RKEC PROJECTS LIMITED	64	72	59.2	60.15	64.7	60	61.9	5.69	7.84	8.61	14536	45416	43505
19/04/2021	08:43:44	INE417B01040	DYNACONS SYS & SOLN LTD	76	100	75.2	74.95	77	71.1	74.2	10.06	8.37	9.22	726994	67663	321800
23/04/2021	10:22:54	INE751D01014	Sandu Pharmaceuticals Ltd.	49	60	44.3	45.6	49.9	45.1	47.5	13.62	10.64	10.42	520228	4877760	1093192
26/04/2021	10:35:47	INE336X01012	TOTAL TRANSPORT SYS LTD	45	uc	41.8	43.95	45.9	42.1	45.9	7.64	9.16	7.67	26297	196600	49472
27/04/2021	08:25:15	INE395H01011	STEEL CITY SECURITIES LTD	84	93	36.4	36.8	42	35.7	41	4.86	17.81	6.08	12959	169139	42309
27/04/2021	08:25:15	INE451L01014	MAHAMAYA STEEL INDS LTD	84	93	83.1	88.5	99.7	88.5	99.7	8.01	12.66	8.39	147848	335411	1026932
27/04/2021	12:01:35	INE417B01040	DYNACONS SYS & SOLN LTD	79	89	74.6	76	88.9	74.1	80.9	8.06	19.99	8.96	283314	452528	1134364
27/04/2021	12:22:26	INE561C01019	BHARAT GEARS LTD.	81	88	73.9	74.45	86.7	73.6	79.6	4.06	17.88	5.47	75283	186934	268156
27/04/2021	12:53:12	INE528K01029	Gallantt Ispat Limited	45	50	41.4	41.4	46.5	40.9	44.7	6.2	13.83	9.55	155689	2062486	326947
30/04/2021	07:32:24	INE864X01013	D P WIRES LIMITED	123	140	122	126	142	126	129	7.78	12.39	8.51	13200	226560	59831
03/05/2021	08:12:51	INE864B01027	UMANG DAIRIES LIMITED	60	68	58.9	62.4	66	60.5	61.2	5.85	9.09	8.98	125615	5138394	755460
03/05/2021	11:29:28	INE244A01016	DE NORA INDIA LIMITED	257	266	243	250	279	246	270	3.15	13.4	9.46	50600	1214031	416795
03/05/2021	12:52:17	INE127T01013	K.P. Energy Limited	63	68	56.9	61	66.5	53.3	61	9.73	24.88	9.24	116645	2249829	393608
04/05/2021	08:13:07	INE231C01019	SHREYANS INDUSTRIES LTD	87	100	85.7	95.4	97.2	89.5	92.3	6.01	8.6	7.88	123706	2783465	625385
05/05/2021	08:18:50	INE270B01027	Mafatal Industries Ltd.,	97	112	95.8	103	115	98.1	102	8.22	17.19	6.23	412149	8046512	626754

Recommendation Date and Time				Recommended Levels		"Price Impact" Post Recommendation								Volume Impact Post Recommendation		
Date (R day)	time	ISIN	Script Recommended	Entry Price	Target Price	Previous Day Closing (INR) [R-1]	Open (INR) [R day]	High (INR) [R day]	Low (INR) [R day]	Close (INR) [R day]	Daily High/ Low Variation % in preceding 10 days	Daily High/ Low Variation % on date of Recommendation	Daily High/ Low Variation % in immediately succeeding 10 days	Daily Avg. Trading Vol in Preceding 10 days	Trading Vol. on the day of the Recommendation	Daily Avg. Trading Vol. on succeeding 10 days
05/05/2021	10:24:19	INE712B01010	SUPERHOUSE LIMITED	127	153	121	122.7	132	122	126	5	8.2	6.34	142730	94121	344858
05/05/2021	12:30:12	INE412C01023	JULLUNDUR MOT AGENCY LTD	43	47	39.3	42	45	38.5	42	6.9	16.88	9.47	14959	225764	114008
05/05/2021	12:46:46	INE561C01019	BHARAT GEARS LTD.	85	92	77.4	78	86.9	76	82.9	4.02	14.28	6.31	110903	1546659	497584
05/05/2021	15:02:10	INE139B01016	UCAL FUEL SYSTEMS LTD	148	158	139	139.1	159	139	156	4.29	14.39	6.7	164770	2828417	979911
06/05/2021	09:03:23	INE631A01022	SHANTHI GEARS LTD	150	165	144	154.7	160	147	154	4.98	8.81	6.04	977402	494736	1069332
06/05/2021	10:05:52	INE932C01012	TOKYO PLAST INTL LTD	78	85	70.9	70.8	85.1	70.8	84.5	4.96	20.21	7.62	24837	506419	624235
06/05/2021	10:27:58	INE511Y01018	MMP INDUSTRIES LIMITED	99	109	89.7	90.1	102	89.4	93.8	6.46	13.6	4.05	58109	153857	14926
06/05/2021	11:35:12	INE123C01018	TAINWALA CHEMICAL AND PLA	75	81	67	67	80.4	66.9	80.4	6.03	20.27	12.35	145155	6629304	822925
06/05/2021	14:00:36	INE916G01016	GEECEE VENTURES LIMITED	113	120	104	102.4	118	102	113	5.15	14.8	7.29	169107	230180	1070723
06/05/2021	14:34:45	INE201B01022	Majestic Auto Ltd.,	115	119	98.8	99	117	98.1	109	5.43	19.22	4.52	415719	4497779	572882
07/05/2021	09:38:37	INE301D01026	THE RUBY MILLS LTD	195	208	177	177.6	207	178	191	8.5	16.55	9.17	242172	2174432	720615
07/05/2021	10:21:58	INE688E01024	HERCULES HOI. LTD.	123	138	117	117.7	126	118	121	3.55	6.76	5.55	213021	317283	835785
07/05/2021	15:02:17	INE078D01012	P.G.Foils Ltd.	100	110	87.7	90.4	104	87.5	102	5.49	18.86	6.75	686322	15636638	1581392
10/05/2021	08:59:10	INE529F01035	Signet Industries Limited	36	42	35.1	39.25	39.7	36.8	38.1	7.76	7.88	6.89	263867	6772731	539629
10/05/2021	10:31:52	INE783X01023	CHEMFAB ALKALIS LIMITED	165	176	147	152.5	169	150	151	6.31	12.41	8.13	225716	2927900	1201413
10/05/2021	12:18:23	INE915B01019	IND SWIFT LABORATORIES LT	83.5	92	79.6	80.9	87.5	79	83.3	4.94	10.76	5.01	1635627	10984742	1851742
10/05/2021	15:02:35	INE037A01022	UNIPHOS ENTERPRISES LTD	95	105	83.3	83.3	98.5	83.3	96.7	7.97	18.25	8.38	680396	215391	2850292
11/05/2021	07:20:21	INE037A01022	UNIPHOS ENTERPRISES LTD	98	113	96.8	102	106	98.6	100	10.49	7.05	7.13	1232264	8602335	1501354

Recommendation Date and Time				Recommended Levels		"Price Impact" Post Recommendation								Volume Impact Post Recommendation		
Date (R day)	time	ISIN	Script Recommended	Entry Price	Target Price	Previous Day Closing (INR) [R-1]	Open (INR) [R day]	High (INR) [R day]	Low (INR) [R day]	Close (INR) [R day]	Daily High/ Low Variation % in preceding 10 days	Daily High/ Low Variation % on date of Recommendation	Daily High/ Low Variation % in immediately succeeding 10 days	Daily Avg. Trading Vol in Preceding 10 days	Trading Vol. on the day of the Recommendation	Daily Avg. Trading Vol. on succeeding 10 days
11/05/2021	10:29:27	INE123C01018	TAINWALA CHEMICAL AND PLA	81	90	75.3	73.5	83.5	73.5	77.4	10.27	13.61	10.17	1167439	1881591	414271
11/05/2021	14:57:12	INE423D01010	Ecoplast Ltd.	104	113	90.1	91	108	82.1	107	7.33	31.55	5.17	348515	19173872	786742
12/05/2021	08:34:54	INE923A01015	SIL INVESTMENTS LIMITED	260	300	251	272	276	236	252	12.58	16.99	5.39	570896	1971893	72021
12/05/2021	11:20:33	INE415A01038	HSIL LIMITED	209	200	207	214	227	203	205	10.99	11.74	6.51	16281170	5147715	21987324
14/05/2021	08:11:28	INE301D01026	THE RUBY MILLS LTD	205	230	203	207.2	215	201	203	9.71	6.78	5.73	724709	1615363	243803
14/05/2021	09:35:59	INE080A01014	WEIZMANN LTD	56	59	52.9	56	58.2	55.1	58.2	10.76	5.54	7.05	278424	155611	352123
14/05/2021	15:02:59	INE864X01013	D P WIRES LIMITED	147	160	129	134	155	128	152	7.37	20.67	6.75	41168	313419	28921
14/05/2021	15:17:04	INE705C01020	SHIVA TEXYARN LIMITED	200	215	179	187	204	173	201	10.73	17.58	9.71	377942	3295290	753012
17/05/2021	08:15:42	INE515C01023	Lahoti Overseas Ltd.	19	22	18.4	21.4	21.8	20	20.4	10.79	8.78	6.89	976673	7117827	506171
17/05/2021	09:17:36	INE705C01020	SHIVA TEXYARN LIMITED	203	230	200	205	214	202	205	13.25	5.94	9.83	710868	151260	868878
17/05/2021	09:38:12	INE863I01016	BANG OVERSEAS LTD.	32	35	28.5	28.7	34.1	28.6	34.1	6.17	19.23	10.74	136047	801426	679417
17/05/2021	10:58:51	INE336X01012	TOTAL TRANSPORT SYS LTD	45.5	49	44.3	46.4	47.4	42.4	44.8	7.2	11.92	4.77	54071	142487	19460
17/05/2021	15:03:59	INE783X01023	CHEMFAB ALKALIS LIMITED	165	180	150	152.1	169	147	167	7.2	14.85	6.74	455737	269105	1652072
18/05/2021	09:02:32	INE783X01023	CHEMFAB ALKALIS LIMITED	168	190	167	171	175	162	164	8.57	7.96	5.59	796367	6978359	595132
18/05/2021	10:41:36	INE710D01010	B.N.Rathi Securities Ltd.	34	36	30	31	35	30	31.6	11.16	16.67	8.51	756274	7416204	768785
18/05/2021	14:55:04	INE419M01019	TD POWER SYSTEMS LTD.	226	245	221	224.6	232	214	230	9.6	8.41	7.55	3275241	251227	1463292
19/05/2021	09:07:10	INE419M01019	TD POWER SYSTEMS LTD.	234	0	230	231.9	234	218	220	9.8	7.34	7.11	3621944	105937	1086324
19/05/2021	11:38:49	INE677H01012	DEEP ENERGY RESOURCES LIMITED	39	44	37	37.7	43	36.6	40	5.68	17.49	7.65	317128	579886	904462
19/05/2021	13:11:52	INE467D01017	Virat Industries Ltd.	25	30	37.2	37.45	44.6	36.2	44.5	8.1	23.24	14.6	76701	3221311	873310

Recommendation Date and Time				Recommended Levels		"Price Impact" Post Recommendation								Volume Impact Post Recommendation		
Date (R day)	time	ISIN	Script Recommended	Entry Price	Target Price	Previous Day Closing (INR) [R-1]	Open (INR) [R day]	High (INR) [R day]	Low (INR) [R day]	Close (INR) [R day]	Daily High/ Low Variation % in preceding 10 days	Daily High/ Low Variation % on date of Recommendation	Daily High/ Low Variation % in immediately succeeding 10 days	Daily Avg. Trading Vol in Preceding 10 days	Trading Vol. on the day of the Recommendation	Daily Avg. Trading Vol. on succeeding 10 days
19/05/2021	15:04:29	INE326C01017	Acknit Industries Ltd	124	134	112	115.5	126	114	124	9.85	10.09	6.59	1012321	21055336	1888863
20/05/2021	08:01:43	INE326C01017	Acknit Industries Ltd	124	133	124	124.7	127	112	114	9.57	12.95	5.66	3090666	12797044	644792
20/05/2021	09:23:14	INE467D01017	Virat Industries Ltd.	49	54	44.5	44.35	51	41	46.2	9.05	24.39	12.62	398235	5509407	325254
20/05/2021	11:59:15	INE677H01012	DEEP ENERGY RESOURCES LIMITED	43	48	40	41	43.1	40.3	41.6	7.98	7.08	6.22	623621	1599144	477112
21/05/2021	10:30:48	INE677H01012	DEEP ENERGY RESOURCES LIMITED	43	48	41.5	42.8	44.4	41.1	41.9	8.06	8.16	5.45	721682	300284	495425
21/05/2021	14:57:03	INE915B01019	IND SWIFT LABORATORIES LT	84	89	80.5	82.25	84.6	81	83.7	5	4.51	5.29	1499170	4412725	5501856
24/05/2021	08:04:46	INE915B01019	IND SWIFT LABORATORIES LT	85	91	83.3	89	91.6	86.3	90.9	4.84	6.14	5.26	1737782	1795564	5692252
24/05/2021	14:54:49	INE139B01016	UCAL FUEL SYSTEMS LTD	174	184	160	160.8	176	157	173	3.52	12.46	5.76	426767	464310	1375830
25/05/2021	08:08:52	INE139B01016	UCAL FUEL SYSTEMS LTD	173	185	173	174	175	163	163	5.2	7.97	4.7	1247028	3730644	239006
25/05/2021	11:00:12	INE391D01019	TRF LIMITED	105	114	99.6	100.1	116	98.5	108	3.73	17.77	8.6	289419	10626445	1840120
25/05/2021	11:15:44	INE606A01024	AMJ LAND HOLDINGS LIMITED	29	34.8	26.9	26	30.5	26	28.9	8.13	17.31	9.46	171420	1305031	338569
25/05/2021	12:47:50	INE266Y01019	D. P. ABHUSHAN LIMITED	148	156	133	136.4	152	136	140	7.44	11.76	6.74	31837	151253	49569
26/05/2021	10:30:56	INE412C01023	JULLUNDUR MOT AGENCY LTD	50	55	46.2	46.3	50.5	46	49	8.21	9.67	5.13	74052	229950	40884
27/05/2021	10:59:44	INE932C01012	TOKYO PLAST INTL LTD	86	96	81	80	95.8	80	93.3	5.4	19.75	12.01	314377	682583	1629658
27/05/2021	11:33:12	INE529I01021	KUANTUM PAPERS LIMITED	69	75	64.3	65.1	72.5	63.8	68	5.83	13.64	6.33	194909	1804110	420637
27/05/2021	12:31:59	INE606A01024	AMJ LAND HOLDINGS LIMITED	30	34	27.7	28.3	30.9	27	29.7	10.09	14.26	6.98	384472	355923	226206
27/05/2021	15:10:39	INE08KJ01012	APM Finvest Limited	33	45	29.2	29.2	33.7	28	32.3	11.51	20.36	10.37	1014802	4158488	2029448
28/05/2021	08:38:22	INE08KJ01012	APM Finvest Limited	30.5	50	32.3	33.9	35.9	31.5	33.1	12.68	13.97	9.9	1424464	6021242	1497109

Recommendation Date and Time				Recommended Levels		"Price Impact" Post Recommendation								Volume Impact Post Recommendation		
Date (R day)	time	ISIN	Script Recommended	Entry Price	Target Price	Previous Day Closing (INR) [R-1]	Open (INR) [R day]	High (INR) [R day]	Low (INR) [R day]	Close (INR) [R day]	Daily High/ Low Variation % in preceding 10 days	Daily High/ Low Variation % on date of Recommendation	Daily High/ Low Variation % in immediately succeeding 10 days	Daily Avg. Trading Vol in Preceding 10 days	Trading Vol. on the day of the Recommendation	Daily Avg. Trading Vol. on succeeding 10 days
28/05/2021	15:06:56	INE391D01019	TRF LIMITED	111	120	109	109.7	112	104	111	8.31	8.13	5.79	1801907	1862622	1261348
31/05/2021	08:25:33	INE391D01019	TRF LIMITED	112	126	111	112	120	111	115	9.39	7.4	5.24	1970187	7460783	699318
31/05/2021	12:20:32	INE284B01028	TGV SRAAC LIMITED	35	39	33.6	34.65	36.4	33.6	34.7	4.11	8.49	4.35	4905638	23820509	9202888
31/05/2021	15:13:58	INE932C01012	TOKYO PLAST INTL LTD	98	110	89.6	89.75	104	86.1	99.8	8.03	20.27	8.71	676482	304130	1447487
01/06/2021	15:10:19	INE864X01013	D P WIRES LIMITED	146	160	133	136.8	153	129	148	5.89	17.98	7.17	17899	171158	91862
02/06/2021	09:50:52	INE411D01015	SKM EGG PROD EXPORT(I) LT	79	85	76.1	78.2	84.4	76.1	80.4	11.22	10.91	7.2	3297028	38932871	4069496
02/06/2021	12:59:50	INE383H01017	MALU PAPER MILLS LIMITED	32	35	29.8	30.05	34	30.1	31.9	7.85	12.98	11.66	391913	689394	1434099
02/06/2021	13:09:49	INE529I01021	KUANTUM PAPERS LIMITED	70	78	66.9	69.45	71.5	61.9	69.3	5.18	15.6	5.14	477136	1072789	357766
03/06/2021	09:24:34	INE123C01018	TAINWALA CHEMICAL AND PLA	83.5	90	78.6	81.5	85.4	76.6	77.9	7.44	11.49	6.96	171238	227322	381370
03/06/2021	11:57:18	INE594B01012	BSL LTD	52	55	49.4	49.1	54.3	49	54.3	5.26	10.82	7.72	173427	1982127	959969
03/06/2021	12:20:28	INE819L01012	ELGI RUBBER CO. LTD	37.5	42	35.7	35.95	38.6	34.5	37	5.19	12.05	7.18	56177	438894	305686
03/06/2021	15:01:53	INE383H01017	MALU PAPER MILLS LIMITED	35.5	40	31.9	32	36.4	31.7	35.8	9.64	15.01	9.73	789216	1189446	1049875
04/06/2021	07:48:19	INE383H01017	MALU PAPER MILLS LIMITED	36	42	35.8	36.9	37.7	33	34.2	11.76	14.09	7.05	1131213	4669311	336143
04/06/2021	09:34:14	INE266Y01019	D. P. ABHUSHAN LIMITED	168	180	155	162	170	153	160	7.97	11.34	6.99	64102	86156	53515
04/06/2021	09:53:51	INE777A01023	NATH INDUSTRIES LIMITED	115	125	112	110.5	118	108	110	10.48	9.67	4.8	6917443	4057767	1013409
04/06/2021	12:49:59	INE451L01014	MAHAMAYA STEEL INDS LTD	91	110	88.9	89.05	94.5	88.8	92.4	4.66	6.42	5.55	173000	81042	381299
04/06/2021	15:13:15	INE741A01011	Mysore Petro Chemicals Ltd.,	137	150	130	128.5	140	121	138	13.39	15.66	8.47	4135816	18492677	2724198
07/06/2021	08:01:15	INE741A01011	Mysore Petro Chemicals Ltd.,	139	149	138	142.5	143	138	139	14.13	3.3	9.29	5943175	11641989	1636529
07/06/2021	09:37:48	INE749B01020	Ortin Laboratories Limited	31	33	27.9	28.7	31.9	28.5	30.9	4.76	12.13	11.5	157659	569826	1923755
07/06/2021	09:57:45	INE336X01012	TOTAL TRANSPORT SYS LTD	46	50	42	41.9	50.3	41.9	50.1	4.44	20.05	11.55	20091	565758	85347

Recommendation Date and Time				Recommended Levels		"Price Impact" Post Recommendation								Volume Impact Post Recommendation		
Date (R day)	time	ISIN	Script Recommended	Entry Price	Target Price	Previous Day Closing (INR) [R-1]	Open (INR) [R day]	High (INR) [R day]	Low (INR) [R day]	Close (INR) [R day]	Daily High/ Low Variation % in preceding 10 days	Daily High/ Low Variation % on date of Recommendation	Daily High/ Low Variation % in immediately succeeding 10 days	Daily Avg. Trading Vol in Preceding 10 days	Trading Vol. on the day of the Recommendation	Daily Avg. Trading Vol. on succeeding 10 days
07/06/2021	10:48:58	INE687C01012	Rexnord Electronics & Controls Ltd.	55	60	49.3	52	56.9	49.1	52.8	8.44	16	9.49	518969	3313827	1238931
08/06/2021	07:55:58	INE864X01013	D P WIRES LIMITED	167	185	166	168	178	167	167	7.36	6.65	8.31	70854	158447	70612
08/06/2021	09:46:20	INE895W01019	PANACHE DIGILIFE LIMITED	64	uc	57.2	58.45	66.9	57.8	62.5	3.67	15.76	10.19	20930	440642	183213
08/06/2021	10:04:27	INE751D01014	Sandu Pharmaceuticals Ltd.	52	63	48.8	48.95	55.1	45	50.1	8.85	22.44	8.01	1212061	14644176	772248
08/06/2021	11:44:04	INE712B01010	SUPERHOUSE LIMITED	165	175	157	159	167	157	160	5.29	6.34	6.07	723289	2776434	587091
08/06/2021	12:42:09	INE687C01012	Rexnord Electronics & Controls Ltd.	59	63	52.8	55.7	62	51	57.1	8.7	21.57	8.65	675286	6988731	608062
08/06/2021	13:13:23	INE797D01017	Garnet Construction Ltd.,	26	83	24	24.45	28.7	23.5	26.5	10.63	22.13	10.69	560519	2384623	1816631
09/06/2021	09:52:32	INE830A01012	Cil Securities Ltd.	19	25	17.1	17.45	20.5	16.1	20.5	11.63	27.14	12.21	172230	4755522	203326
09/06/2021	07:55:03	INE016Q01014	Ceinsys Tech Ltd.	174	230	173.25	184	184.15	162	165.90	12.96	13.67	9.38	2267279	8278766	379265
09/06/2021	10:26:21	INE895W01019	PANACHE DIGILIFE LIMITED	69	75	62.5	65	70.5	62.5	63.9	4.96	12.8	9.3	64050	380219	152620
09/06/2021	11:01:02	INE916G01016	GEECEE VENTURES LIMITED	129	137	119	121.8	130	117	119	5.13	11.76	9.37	427061	5599172	3120801
09/06/2021	15:02:51	INE486D01017	Resonance Specialties Limited	166	180	160	162	169	158	166	7.25	6.96	5.32	6897819	31024356	3885471
10/06/2021	08:40:53	INE486D01017	Resonance Specialties Limited	167	185	166	166.9	170	157	161	7.17	8.42	5.02	9735063	19059527	2102197
10/06/2021	15:19:51	INE323B01016	Avonmore Capital & Management Services Limited	30	36	27.3	27.55	32	27	30.7	6.35	18.52	10.5	1218455	16448208	1212525
11/06/2021	08:33:15	INE749B01020	Ortin Laboratories Limited	31.5	50	31.4	32.2	33.5	31.1	32	10.45	7.89	13.49	1352378	435985	11759414
11/06/2021	10:58:22	INE978G01016	SPL INDUSTRIES LIMITED	50	54	49.1	51.45	51.8	47.3	50	5.97	9.52	7.55	604367	2538992	724497
11/06/2021	15:09:35	INE305A01015	TOURISM FINANCE CORP. OF	75	81	70.8	70.85	76.3	70.6	75.6	5.47	8.15	8.12	5364234	17271190	11666458

Recommendation Date and Time				Recommended Levels		"Price Impact" Post Recommendation								Volume Impact Post Recommendation		
Date (R day)	time	ISIN	Script Recommended	Entry Price	Target Price	Previous Day Closing (INR) [R-1]	Open (INR) [R day]	High (INR) [R day]	Low (INR) [R day]	Close (INR) [R day]	Daily High/ Low Variation % in preceding 10 days	Daily High/ Low Variation % on date of Recommendation	Daily High/ Low Variation % in immediately succeeding 10 days	Daily Avg. Trading Vol in Preceding 10 days	Trading Vol. on the day of the Recommendation	Daily Avg. Trading Vol. on succeeding 10 days
11/06/2021	15:16:33	INE573R01012	SEYA INDUSTRIES LIMITED	67	74	62.6	62.35	67.8	60.6	67.3	6.61	11.97	6.86	1176800	277991	1231924
14/06/2021	09:14:35	INE573R01012	SEYA INDUSTRIES LIMITED	68	75	67.1	68	72.8	65.5	71.1	8.17	11.15	6.2	1397563	3244785	738691
14/06/2021	10:06:53	INE451L01014	MAHAMAYA STEEL INDS LTD	98	108	95.8	96	102	94	99.1	5.64	8.51	6.14	489307	249907	554724
14/06/2021	12:30:31	INE972X01014	VAISHALI PHARMA LIMITED	44	UC	41.9	42.3	45.9	39.5	44.3	4.03	16.08	8.14	64686	619785	317893
15/06/2021	07:43:43	INE344T01014	Bella Casa Fashion & Retail Limited	151	167	146	152	160	136	142	7.65	17.19	6.88	2734706	14067165	524908
15/06/2021	09:41:05	INE486Y01013	TOUCHWOOD ENTERTAIN LTD.	95	120	89.8	90.9	98.8	84.5	98.8	7.35	16.93	8.02	10801	146703	30878
15/06/2021	10:48:25	INE797D01017	Garnet Construction Ltd.,	28.5	0	25.1	25.5	30.1	25.5	30.1	12.04	17.84	11.26	949083	9939772	2273122
15/06/2021	11:21:06	INE960E01019	Shiva Global Agro Industries Limited	51	56	46.7	46.1	54	46.1	52.8	7.79	17.14	9.14	4566513	13216509	7271689
15/06/2021	15:16:09	INE266Y01019	D. P. ABHUSHAN LIMITED	175	190	158	162.9	176	153	175	7.54	15.18	5.76	51653	265802	26173
16/06/2021	08:07:18	INE266Y01019	D. P. ABHUSHAN LIMITED	176	190	175	177	177	165	168	8.8	7.45	5.42	77629	86544	18522
16/06/2021	09:42:46	INE529I01021	KUANTUM PAPERS LIMITED	75	83	74	74.5	76	72.1	72.6	4.81	5.48	8.4	333497	614068	509715
16/06/2021	15:15:17	INE08KJ01012	APM Finvest Limited	36	39	32.5	33	36.3	31.2	36.1	8.51	16.35	8.98	1422512	17849052	1629786
17/06/2021	08:23:19	INE08KJ01012	APM Finvest Limited	36	41	36.1	36.05	37.9	30.6	35.1	9.6	23.86	6.91	3155704	9773931	678060
17/06/2021	12:50:31	INE759F01012	Austin Engineering Co. Ltd.,	63	70	59.4	56.5	70.4	56.5	66.7	7.08	24.6	13.02	274174	2668953	886271
17/06/2021	13:15:17	INE712B01010	SUPERHOUSE LIMITED	168	180	152	150.4	180	148	177	4.46	21.62	7.58	522553	16037095	1787808
18/06/2021	08:56:15	INE960E01019	Shiva Global Agro Industries Limited	56	85	54.8	57.85	64.7	57.9	61.6	9.85	11.75	8.04	6431905	35846152	3821513
18/06/2021	15:15:25	INE638A01035	Singer India Limited	53	60	49.9	51.25	53.9	48.8	53.3	6.61	10.45	8.96	8370009	26788488	54075797
21/06/2021	08:32:49	INE638A01035	Singer India Limited	53	60	53.3	52.85	55.7	50.5	53.7	7.26	10.2	8.67	10757228	24094327	54686567

Recommendation Date and Time				Recommended Levels		"Price Impact" Post Recommendation								Volume Impact Post Recommendation		
Date (R day)	time	ISIN	Script Recommended	Entry Price	Target Price	Previous Day Closing (INR) [R-1]	Open (INR) [R day]	High (INR) [R day]	Low (INR) [R day]	Close (INR) [R day]	Daily High/ Low Variation % in preceding 10 days	Daily High/ Low Variation % on date of Recommendation	Daily High/ Low Variation % in immediately succeeding 10 days	Daily Avg. Trading Vol in Preceding 10 days	Trading Vol. on the day of the Recommendation	Daily Avg. Trading Vol. on succeeding 10 days
21/06/2021	12:07:11	INE486Y01013	TOUCHWOOD ENTERTAIN LTD.	93	UC	87.2	89.75	95.9	87.1	92.6	10.06	10.05	6.15	40077	68770	11347
21/06/2021	15:14:09	INE895W01019	PANACHE DIGILIFE LIMITED	67	77	60.2	60.7	68.6	59.7	67.8	9.71	15	7.33	148821	523492	276083
22/06/2021	09:44:04	INE341H01023	LKP Securities Limited	12.5	16	11.6	11.8	13.4	11.5	12.2	13.92	16.52	7.56	9180584	9436917	3244363
22/06/2021	10:58:59	INE575C01027	International Conveyors Ltd.,	57	65	55.1	53.55	64	53.6	63.1	10	19.51	9.74	4320712	51936244	7849750
22/06/2021	11:54:09	INE411D01015	SKM EGG PROD EXPORT(I) LT	85	101	83.2	83.55	92.9	82	90.5	8.4	13.29	7.21	2106179	32791937	5269363
22/06/2021	15:11:21	INE515C01023	Lahoti Overseas Ltd.	24	27	21.2	22	24.7	20.6	24.4	8.73	19.66	9.59	841076	10143333	4158829
22/06/2021	15:15:49	INE347H01012	Inditrade Capital Limited	42	48	37.2	36.6	43.3	36.6	42.6	7.95	18.31	8.91	1324171	17210932	2552372
23/06/2021	08:19:57	INE972X01014	VAISHALI PHARMA LIMITED	42	90	41.5	43.85	45.7	43.4	45.6	8.68	5.18	6.94	232352	1141663	272980
23/06/2021	09:35:01	INE347H01012	Inditrade Capital Limited	42	48	42.6	42.5	44.4	39	41.3	8.33	13.85	8.53	2398384	8220533	1857690
23/06/2021	12:33:49	INE705C01020	SHIVA TEXYARN LIMITED	204	225	197	195.1	205	195	196	6.07	4.82	7.12	510049	1940381	547386
24/06/2021	11:51:55	INE759F01012	Austin Engineering Co. Ltd.,	60	67	58	58.95	69.6	56.1	69.6	10.17	24.17	11.93	452166	2999796	1763243
24/06/2021	14:00:38	INE106C01013	Zenith Fibres Limited	63	70	61.9	63.8	64.3	58	63.4	11.84	10.86	9.09	1395811	5817331	1244491
25/06/2021	08:02:16	INE106C01013	Zenith Fibres Limited	63	84	63.4	63.5	68.5	62.2	63.2	12.5	10.13	8.36	1967533	4691558	793849
25/06/2021	15:05:32	INE451L01014	MAHAMAYA STEEL INDS LTD	96	107	91.9	92.55	97.5	90.1	96.3	5.36	8.22	5.47	185384	158529	407715
28/06/2021	08:33:10	INE451L01014	MAHAMAYA STEEL INDS LTD	97	108	96.3	97.35	102	97.3	97.8	5.38	4.88	5.48	286936	141776	306613
28/06/2021	10:19:42	INE748Z01013	SUMIT WOODS LIMITED	15	18	13.6	14.4	15.4	13.6	14	10.36	12.87	7.5	343911	645139	432643
28/06/2021	15:22:42	INE914E01040	ALANKIT LIMITED	26	35	23	23.4	25.9	23.1	25.6	5.99	12.36	9.99	1578853	2152322	6115007
29/06/2021	08:32:12	INE751D01014	Sandu Pharmaceuticals Ltd.	56	66	56	56.9	61	56.3	58.2	8.29	8.44	12.92	1894662	9104678	3173042

Recommendation Date and Time				Recommended Levels		"Price Impact" Post Recommendation								Volume Impact Post Recommendation		
Date (R day)	time	ISIN	Script Recommended	Entry Price	Target Price	Previous Day Closing (INR) [R-1]	Open (INR) [R day]	High (INR) [R day]	Low (INR) [R day]	Close (INR) [R day]	Daily High/ Low Variation % in preceding 10 days	Daily High/ Low Variation % on date of Recommendation	Daily High/ Low Variation % in immediately succeeding 10 days	Daily Avg. Trading Vol in Preceding 10 days	Trading Vol. on the day of the Recommendation	Daily Avg. Trading Vol. on succeeding 10 days
29/06/2021	09:44:29	INE323B01016	Avonmore Capital & Management Services Limited	33.5	37	31	31.05	34.8	31.1	33.3	9.62	12.08	11.17	1102822	7086776	5774611
29/06/2021	11:17:24	INE561M01018	Ishan Dyes & Chemicals Ltd.	0	0	57.9	57.7	64.4	57.5	64.1	5.9	12	6.61	1665275	14032197	5085380
30/06/2021	09:08:53	INE579B01039	Elpro International Ltd.,	54	60	52.9	53.8	55	46.6	48.7	6.68	18.03	6.52	1940734	12636197	2220653
30/06/2021	12:14:46	INE895W01019	PANACHE DIGILIFE LIMITED	63	70	60.1	60.1	63.6	59	60.4	8	7.71	8.31	144998	103634	330705
30/06/2021	14:49:14	INE748Z01013	SUMIT WOODS LIMITED	15	18	14	14.3	15.7	14	15.5	11.6	12.54	8.99	530770	1563704	621297
01/07/2021	09:40:43	INE606A01024	AMJ LAND HOLDINGS LIMITED	34	37	31	31.15	34.9	31.2	33.7	6.71	12.04	8.96	258475	1100204	836656
01/07/2021	13:08:51	INE863I01016	BANG OVERSEAS LTD.	37	42	33.4	35	40.1	32.4	37.8	5.99	23.61	14.12	243084	2387761	1602069
02/07/2021	09:13:23	INE759F01012	Austin Engineering Co. Ltd.,	78	93.6	71.2	77.5	83.4	75.3	76	13.02	10.76	8.61	886271	9254825	667831
02/07/2021	11:30:11	INE539B01017	Virinchi Limited	63	68	57.2	56.5	65	56.3	62.8	5.9	15.56	6.99	5357905	25108489	16455053
02/07/2021	12:44:27	INE786W01010	RKEC PROJECTS LIMITED	100	110	91.8	92	109	91.8	106	5.73	18.95	6.4	56001	1023315	122810
02/07/2021	13:19:09	INE511Y01018	MMP INDUSTRIES LIMITED	126	135	115	117.5	128	113	123	9.14	13.27	7.01	180149	563901	146645
02/07/2021	15:03:06	INE01II01013	SILGO RETAIL LIMITED	46	53	39.3	39.5	47	39.5	46.3	7.59	18.99	4.86	156859	883322	108712
02/07/2021	15:23:32	INE453D01025	SARLA PERF. FIBERS LTD	43	49	36.4	36.5	42.9	36.5	42.2	6.42	17.53	7.03	1206805	4995400	5616127
05/07/2021	08:07:31	INE853A01022	Ador Fontech Ltd	64	75	63.4	65.5	69.3	65	66.2	5.87	6.62	8.51	7556051	54331862	41163452
05/07/2021	09:51:29	INE01II01013	SILGO RETAIL LIMITED	44	55	46.3	45.8	45.8	42	43.1	8.68	9.05	4.36	242148	280833	100489
05/07/2021	12:04:59	INE231C01019	SHREYANS INDUSTRIES LTD	118	125	111	112.3	127	112	122	4.45	13.85	6.97	858348	5191270	1555644
05/07/2021	15:19:14	INE419D01026	CHAMAN LAL SETIA EXP LTD	144	155	128	127.7	147	126	144	3.57	16.97	7.56	946301	1342770	11418858
06/07/2021	09:13:02	INE687C01012	Rexnord Electronics & Controls Ltd.	71	85.2	64.4	70.25	74.9	69.1	69.5	8.76	8.47	7.5	1336637	19296978	762242

Recommendation Date and Time				Recommended Levels		"Price Impact" Post Recommendation								Volume Impact Post Recommendation		
Date (R day)	time	ISIN	Script Recommended	Entry Price	Target Price	Previous Day Closing (INR) [R-1]	Open (INR) [R day]	High (INR) [R day]	Low (INR) [R day]	Close (INR) [R day]	Daily High/ Low Variation % in preceding 10 days	Daily High/ Low Variation % on date of Recommendation	Daily High/ Low Variation % in immediately succeeding 10 days	Daily Avg. Trading Vol in Preceding 10 days	Trading Vol. on the day of the Recommendation	Daily Avg. Trading Vol. on succeeding 10 days
06/07/2021	09:43:24	INE863I01016	BANG OVERSEAS LTD.	43	48	39.2	39.15	45.9	39.1	41.2	11.19	17.54	12.37	954826	3742281	1428996
06/07/2021	10:09:06	INE677H01012	DEEP ENERGY RESOURCES LIMITED	47	52	43.6	43.65	52.3	43.7	52.1	4.02	19.82	11.57	374016	19418875	5334986
06/07/2021	10:47:04	INE247M01014	SPECIALITY REST LTD	66	74	62.5	62.55	66.8	62.6	63	4.6	6.71	8.35	1080234	4168230	4495179
06/07/2021	15:09:16	INE985A01022	Sinclairs Hotels Ltd	84	93	75.2	77.4	85.6	74	84.7	5.39	15.61	4.79	3957914	30904077	3012414
07/07/2021	07:56:18	INE323D01020	Polylink Polymers (India) Ltd.	24.5	29	23.8	26.45	28	25.6	26.4	8.92	9.38	7.46	955685	12389931	626162
07/07/2021	09:49:49	INE529I01021	KUANTUM PAPERS LIMITED	78	87	73	74.4	86.8	74.2	79.9	7.09	17.06	7.85	513197	1588625	2910834
07/07/2021	10:34:18	INE222F01029	VTM Ltd	36	40	32.5	33	37	32.6	36.4	7.89	13.5	9.19	2691366	17787422	4113305
07/07/2021	13:51:35	INE906O01011	Tiger Logistics (India) Limited	58	64	52.7	54.35	61	50.1	60.3	7.64	21.88	7.6	2417339	17743189	1823767
07/07/2021	15:16:29	INE737D01021	Modison Metals Ltd	90	0	81.6	84	91	83.2	89.6	4.91	9.38	6.19	1984698	21332119	3541950
08/07/2021	08:56:14	INE575C01027	International Conveyors Ltd.,	73	75	71.4	78	79	70.3	71.3	10.07	12.46	6.51	8271639	35342729	7170116
08/07/2021	10:12:33	INE116G01013	VARDHAMAN ACRYLICS LTD	55	60	53.4	54	56.3	53	53.9	5.92	6.23	7.83	313139	743946	989629
08/07/2021	11:43:01	INE863I01016	BANG OVERSEAS LTD.	46	60	41.1	40.55	47.5	40	44.9	14.6	18.75	10.94	1343298	4975469	1183857
09/07/2021	07:58:45	INE078T01026	K&R RAIL ENGINEERING LIMITED	30.5	33	29.8	30.95	31.2	30.6	31.2	9.92	1.96	6.28	910422	6307675	523007
09/07/2021	11:05:19	INE561M01018	Ishan Dyes & Chemicals Ltd.	0	0	63.7	64.8	72	63.4	68.7	5.86	13.49	7.48	3752093	17605919	10457041
09/07/2021	14:18:44	INE980Y01015	SOUTH WEST PINNACLE LTD	46	60	41.5	40.6	47.9	40.6	45.6	5.94	17.98	8.76	88831	465643	277333
09/07/2021	14:52:42	INE786W01010	RKEC PROJECTS LIMITED	116	125	107	106.9	117	106	116	7	10.22	5.5	199811	326816	74179
12/07/2021	08:19:27	INE362C01012	Godavari Drugs Ltd.	75	87	73.7	78.75	80	77.1	78.7	6.7	3.83	4.33	2643873	33667320	2610736
12/07/2021	10:06:44	INE222F01029	VTM Ltd	40	48	37.9	37.9	42.7	37.9	39.4	9.28	12.66	8.03	5643234	12689880	2087852
12/07/2021	10:54:21	INE932C01012	TOKYO PLAST INTL LTD	112	126	109	110.7	118	107	112	9.29	9.66	5.56	815678	7578683	597342
12/07/2021	11:33:38	INE050N01010	Kings Infra Ventures Limited	35	UC	33.7	34.3	36.4	33.7	34.9	3.21	8.01	6.02	1681932	11546990	4637453

Recommendation Date and Time				Recommended Levels		"Price Impact" Post Recommendation								Volume Impact Post Recommendation		
Date (R day)	time	ISIN	Scrp Recommended	Entry Price	Target Price	Previous Day Closing (INR) [R-1]	Open (INR) [R day]	High (INR) [R day]	Low (INR) [R day]	Close (INR) [R day]	Daily High/ Low Variation % in preceding 10 days	Daily High/ Low Variation % on date of Recommendation	Daily High/ Low Variation % in immediately succeeding 10 days	Daily Avg. Trading Vol in Preceding 10 days	Trading Vol. on the day of the Recommendation	Daily Avg. Trading Vol. on succeeding 10 days
13/07/2021	07:31:24	INE863I01016	BANG OVERSEAS LTD.	47	55	46	49.9	54.9	49.2	49.9	12.97	11.48	8.1	1325526	4776975	527485
13/07/2021	09:45:43	INE080A01014	WEIZMANN LTD	62	75	58.3	56.95	64.1	57	64.1	4.08	12.47	4.03	216342	2219105	877400
13/07/2021	10:45:41	INE648Z01015	ACCURACY SHIPPING LIMITED	95	110	89.2	93.6	97.8	89.6	93	8.19	9.15	6.6	35580	228302	33101
13/07/2021	11:43:50	INE692B01014	MURUDESHWAR CERAMICS LTD	32	37	29.9	30.6	33.5	29.9	32.2	5.72	11.87	6.6	703069	1740634	1275172
13/07/2021	15:07:24	INE511Y01018	MMP INDUSTRIES LIMITED	127	138	119	118.1	130	118	128	7.86	10.08	8.21	171779	413275	227955
14/07/2021	08:09:38	INE561C01019	BHARAT GEARS LTD.	114	130	112	118.8	129	115	124	5.34	12.39	7.95	347546	19869895	1203238
14/07/2021	09:41:55	INE978G01016	SPL INDUSTRIES LIMITED	49	55	46.5	47.6	54.9	46.7	51.9	4.77	17.56	8.63	544049	1741268	1463186
14/07/2021	11:48:24	INE980Y01015	SOUTH WEST PINNACLE LTD	54	UC	47	47.85	56.4	46.5	56.4	7.11	21.29	8.02	125752	1214937	223721
14/07/2021	12:12:59	INE677H01012	DEEP ENERGY RESOURCES LIMITED	60	120	56.8	56.9	62.7	56.5	60.1	10.18	10.97	7.51	5127569	968203	1126373
14/07/2021	13:14:01	INE785A01026	JAYANT AGRO ORGANICS LTD	226	238	216	216.6	229	213	226	2.92	7.41	6.09	777548	7287201	3990595
14/07/2021	15:17:06	INE561M01018	Ishan Dyes & Chemicals Ltd.	0	0	71.7	71.5	78	70.4	76.4	6.61	10.87	6.73	5085380	27837482	8248954
15/07/2021	09:01:27	INE635D01027	Inani Marbles & Industries Ltd.	31	50	30.6	33.65	33.7	33.7	33.7	11.21	-	11.76	757553	4048969	1434565
15/07/2021	09:43:00	INE823A01017	KOTHARI PRODUCTS LTD	123	UC	116	115.9	125	116	120	5.53	8.2	5.4	738784	5446885	317874
16/07/2021	08:55:28	INE773I01017	ALKALI METALS LTD	89	103	87.9	93	96.7	90.4	91.4	9.07	7.03	7.02	1526727	1345963	1968974
16/07/2021	15:09:15	INE201B01022	Majestic Auto Ltd.,	166	185	155	156.5	168	153	167	6.24	10.43	5.83	8176719	21531152	3975219
19/07/2021	09:14:08	INE201B01022	Majestic Auto Ltd.,	170	245	167	171	176	171	173	6.41	2.92	6	8593824	25449004	1634225
19/07/2021	10:07:38	INE227W01023	CLEAN SCIENCE & TECH LTD	0	0	900	1755	1771	1555	1585	(null)	13.86	7.72	(null)	13548172	3.05E+08
20/07/2021	08:07:56	INE336X01012	TOTAL TRANSPORT SYS LTD	66	77	64.7	70.5	73.7	66.6	67.7	7.78	10.59	7.94	188817	1497586	98049
20/07/2021	15:22:00	INE085D01033	Metroglobal Limited	85	95	75.2	74	90.2	72	86.8	7.2	25.21	11.54	622637	11407569	8331813

Recommendation Date and Time				Recommended Levels		"Price Impact" Post Recommendation								Volume Impact Post Recommendation		
Date (R day)	time	ISIN	Script Recommended	Entry Price	Target Price	Previous Day Closing (INR) [R-1]	Open (INR) [R day]	High (INR) [R day]	Low (INR) [R day]	Close (INR) [R day]	Daily High/ Low Variation % in preceding 10 days	Daily High/ Low Variation % on date of Recommendation	Daily High/ Low Variation % in immediately succeeding 10 days	Daily Avg. Trading Vol in Preceding 10 days	Trading Vol. on the day of the Recommendation	Daily Avg. Trading Vol. on succeeding 10 days
22/07/2021	07:30:27	INE711C01010	Jasch Industries Ltd.	153	175	152	169.7	174	161	169	7.06	8.07	7.02	5762741	51356197	7874248
22/07/2021	14:58:18	INE451L01014	MAHAMAYA STEEL INDS LTD	99.5	110	86.9	87.3	104	87.3	103	2.93	19.42	10.89	105578	13618415	4162212
23/07/2021	11:00:23	INE389D01013	TCFC Finance Ltd	48	59	42	44.4	50.4	42.1	50.4	11.71	19.86	10.21	667659	18445706	2014721
23/07/2021	11:46:11	INE710D01010	B.N.Rathi Securities Ltd.	47	0	40.2	41.9	47.9	39.7	46.3	7.34	20.81	11.7	1157200	11168588	671879
23/07/2021	14:59:44	INE050N01010	Kings Infra Ventures Limited	36.2	42	34.5	35	37.3	33.8	36.1	5.17	10.36	4.71	2665115	25723303	3069715
26/07/2021	07:36:16	INE005C01017	RTS Power Corporation Ltd.	59	100	58.8	68.5	70.5	65	70.5	6.82	8.46	9.43	911821	37963382	2583749
26/07/2021	10:11:12	INE085D01033	Metroglobal Limited	90	97	85.5	86	99	82.8	93.3	9.1	19.57	10.36	2263719	3903182	7547794
26/07/2021	12:26:57	INE631A01022	SHANTHI GEARS LTD	155	165	152	152	157	152	153	4.82	3.26	9.79	522511	508768	13673562
27/07/2021	08:11:49	INE809E01018	Poona Dal And Oil Industries Ltd.	67	81	66.5	79.8	79.8	75.1	79.3	13.3	6.33	10.87	2018817	25063881	1292327
27/07/2021	09:33:01	INE980Y01015	SOUTH WEST PINNACLE LTD	61	65	57.1	57.5	63.8	56.8	60.9	8.76	12.42	7.47	277333	490375	250341
27/07/2021	10:13:22	INE737D01021	Modison Metals Ltd	90	97	87.7	88.75	94.5	87.8	89.9	5.08	7.69	5.51	1221943	558888	3358438
28/07/2021	08:15:51	INE085D01033	Metroglobal Limited	113	124	112	119	123	113	115	11.53	8.34	7.77	4956114	37517704	1557826
28/07/2021	13:50:37	INE222F01029	VTM Ltd	41	45	37	37.5	42.4	36.1	40.7	8.03	17.45	10.94	2087852	15860954	5106452
29/07/2021	07:36:31	INE323B01016	Avonmore Capital & Management Services Limited	52	60	50.5	54	55.9	47.7	48.8	10.81	17.09	11.06	10524912	36939205	2566114
29/07/2021	14:47:21	INE737D01021	Modison Metals Ltd	94	108	89	89.8	94.5	88.3	93	5.26	7.08	5.75	1433579	531415	3856804
30/07/2021	12:10:22	INE561C01019	BHARAT GEARS LTD.	0	0	121	124.9	131	121	125	7.16	8.6	5.68	1049071	6611228	1540377
02/08/2021	08:05:19	INE220C01012	Dhanalaxmi Roto Spinners Ltd.	69	79	67.5	80	81	76.5	81	11.13	5.88	6.88	725941	7270732	4013717
02/08/2021	10:14:35	INE797D01017	Garnet Construction Ltd.,	34	36.5	30.5	31.45	35.5	29.6	33.5	8.72	19.93	10.16	1398046	7954278	1101403
03/08/2021	08:58:47	INE703C01025	Jaysynth Dyestuff (India) Ltd.,	87	100	85.8	97.9	102	81.1	84.6	5.71	25.77	10.12	1146156	52864346	2689536
04/08/2021	08:14:41	INE864B01027	UMANG DAIRIES LIMITED	0	0	90.6	95	99	90.7	91.8	5.81	9.15	7.7	1050706	10263386	994661
04/08/2021	11:05:28	INE458B01036	BHAGYANAGAR INDIA LIMITED	51	60	49.1	49.2	52	48.3	49.1	4.55	7.66	12.73	310903	2534598	504803

Recommendation Date and Time				Recommended Levels		"Price Impact" Post Recommendation								Volume Impact Post Recommendation		
Date (R day)	time	ISIN	Script Recommended	Entry Price	Target Price	Previous Day Closing (INR) [R-1]	Open (INR) [R day]	High (INR) [R day]	Low (INR) [R day]	Close (INR) [R day]	Daily High/ Low Variation % in preceding 10 days	Daily High/ Low Variation % on date of Recommendation	Daily High/ Low Variation % in immediately succeeding 10 days	Daily Avg. Trading Vol in Preceding 10 days	Trading Vol. on the day of the Recommendation	Daily Avg. Trading Vol. on succeeding 10 days
05/08/2021	07:56:37	INE714D01012	Conart Engineers Ltd.	52	60	51.3	54.9	55.7	47.1	48.8	10.73	18.38	10.64	1914585	16141374	512381
05/08/2021	09:28:51	INE561C01019	BHARAT GEARS LTD.	0	0	130	136	138	128	131	5.67	8.11	8.64	1551265	361728	1881735
05/08/2021	12:24:45	INE932C01012	TOKYO PLAST INTL LTD	119	127	108	109	121	108	115	6.27	12.31	11.33	697796	363014	852093
09/08/2021	08:19:43	INE577L01016	STEL Holdings Limited	113	130	113	117	135	117	131	5.04	15.21	11.22	345244	21872565	1340655
09/08/2021	11:09:25	INE575I01016	RATHI BARS LIMITED	31	35	29.1	31	33.5	28.7	30.8	7.01	16.55	11.83	1814641	7370441	788164
09/08/2021	12:33:15	INE528K01029	Gallantt Ispat Limited	Sell	0	62.6	61.25	67.6	60	62.5	7.79	12.58	8.62	1695457	2227742	739675
09/08/2021	13:16:50	INE218G01033	PALRED TECHNOLOGIES LTD	125	150	111	112.1	133	112	130	5.06	18.96	14.67	375995	11393887	1382702
10/08/2021	09:09:32	INE595R01023	EAST WEST HOLDINGS LIMITED	10	22	9.5	10.9	11.4	10	10.4	6.69	13.5	15.56	921666	23167756	772200
11/08/2021	08:20:36	INE368I01016	NIRAJ CEMENT STRUC LTD	52	61	50.6	54.15	55.9	48.6	49.4	7.95	15.14	6.05	287802	623880	508056
11/08/2021	09:45:29	INE561C01019	BHARAT GEARS LTD.	113	125	122	120	123	106	118	6.69	15.61	7.03	1659404	3464883	1116715
12/08/2021	10:38:25	INE786W01010	RKEC PROJECTS LIMITED	84.5	93	79.3	82.95	87.5	80	85.5	7.88	9.44	8.42	59509	97046	45078
13/08/2021	00:19:22	INE239D01028	OM INFRA LIMITED	33	42	33.1	34	35.7	33.5	34	6.41	6.57	8.88	377795	3363334	609113
16/08/2021	06:52:04	INE539B01017	Virinchi Limited	67	80	66.8	75.5	77.5	70.1	71.6	6.89	10.56	6.4	5510996	29062007	3953202
17/08/2021	08:10:46	INE972X01014	VAISHALI PHARMA LIMITED	41	48	40.5	44.05	48.6	42.2	44.2	7.25	15.17	9.04	65491	1752521	175647
17/08/2021	11:14:37	INE577L01016	STEL Holdings Limited	113	127	108	109	120	109	118	10.7	10.51	8.6	1172246	4630035	1204419
17/08/2021	11:30:08	INE924D01017	THE INVEST TRUST OF IND L	134	147	132	131.7	141	125	133	11.95	12.56	8.47	12856446	228778	769712
18/08/2021	08:45:18	INE932C01012	TOKYO PLAST INTL LTD	113	127	112	117	122	102	105	8.96	19.43	8.7	203530	415452	873822
18/08/2021	09:48:04	INE751D01014	Sandu Pharmaceuticals Ltd.	0	0	57	57.1	59	47.3	56.6	7.81	24.87	5.91	935233	5253619	259229
18/08/2021	11:40:22	INE785A01026	JAYANT AGRO ORGANICS LTD	0	0	248	252	253	240	243	6.63	5.63	7	3375145	114371	1466740

Recommendation Date and Time				Recommended Levels		"Price Impact" Post Recommendation								Volume Impact Post Recommendation		
Date (R day)	time	ISIN	Script Recommended	Entry Price	Target Price	Previous Day Closing (INR) [R-1]	Open (INR) [R day]	High (INR) [R day]	Low (INR) [R day]	Close (INR) [R day]	Daily High/ Low Variation % in preceding 10 days	Daily High/ Low Variation % on date of Recommendation	Daily High/ Low Variation % in immediately succeeding 10 days	Daily Avg. Trading Vol in Preceding 10 days	Trading Vol. on the day of the Recommendation	Daily Avg. Trading Vol. on succeeding 10 days
18/08/2021	12:39:02	INE411D01015	SKM EGG PROD EXPORT(I) LT	80	97	79.1	79.6	83.9	77.9	79.8	5.1	7.77	6.58	424142	203861	1785311
20/08/2021	08:09:39	INE218G01033	PALRED TECHNOLOGIES LTD	111	22	110	112.9	116	106	107	12.25	9.13	5.78	1478826	320430	757634
23/08/2021	08:26:18	INE411D01015	SKM EGG PROD EXPORT(I) LT	78	150	77.2	83	83.9	78.7	79.4	4.66	6.61	5.69	379263	293585	2119274
23/08/2021	09:36:36	INE323J01019	SOMI CONVEYOR BELT. LTD.	47	50.5	45.9	46.9	50.5	45.6	46.4	8.36	10.64	8.16	188366	41942	147542
24/08/2021	10:56:08	INE786W01010	RKEC PROJECTS LIMITED	74	86	71.6	70.15	78.9	70.2	76.2	9.82	12.4	10.16	61771	123970	158736
24/08/2021	12:13:27	INE712B01010	SUPERHOUSE LIMITED	161	170	156	154.2	165	153	162	5.41	8.16	3.28	504542	425108	225015
24/08/2021	15:07:52	INE458B01036	BHAGYANAGAR INDIA LIMITED	50	56	45.1	43.3	53	43.3	51	9.3	22.4	6.31	813272	1613558	184083
25/08/2021	08:18:51	INE972X01014	VAISHALI PHARMA LIMITED	41	48	40.3	42.9	43.8	39.1	39.6	9.64	12.02	5.49	278208	614184	78864
26/08/2021	09:37:20	INE817B01025	Kerala Ayurveda Limited	0	0	65.6	67.05	75.9	66.1	74.3	7.77	14.91	7.68	1079444	33957714	1645940
26/08/2021	10:45:36	INE247M01014	SPECIALITY REST LTD	70	75	69.1	69.5	71.4	67	67.3	6.22	6.49	3.34	545413	1027603	186759
26/08/2021	11:02:32	INE561C01019	BHARAT GEARS LTD.	125	132	122	122.2	128	119	122	6.48	7.19	5.48	381971	41708	492916
27/08/2021	12:41:10	INE924D01017	THE INVEST TRUST OF IND L	132	138	129	137.9	138	128	130	9.31	8.16	5.09	605701	139238	651756
30/08/2021	08:43:42	INE561M01018	Ishan Dyes & Chemicals Ltd.	84	97	83.3	86	86.5	80.4	81.4	8.82	7.65	6.33	2394352	13974801	6299109
30/08/2021	15:04:12	INE139B01016	UCAL FUEL SYSTEMS LTD	150	158	145	146.9	154	146	151	5.75	5.47	3.73	550331	774405	308674
31/08/2021	08:09:59	INE786W01010	RKEC PROJECTS LIMITED	86	97	85.3	88.5	93.5	83.2	86.1	9.29	12.38	7.2	54213	260730	123770
31/08/2021	15:08:29	INE323J01019	SOMI CONVEYOR BELT. LTD.	56.5	0	52.3	55	57.5	51.5	57.1	8.07	11.65	10.29	101996	783083	1171695
01/09/2021	08:43:07	INE819L01012	ELGI RUBBER CO. LTD	39	45	38.2	40.25	43.8	40.3	41.1	6.49	8.82	4.54	62536	1309418	85007

Recommendation Date and Time				Recommended Levels		"Price Impact" Post Recommendation								Volume Impact Post Recommendation		
Date (R day)	time	ISIN	Script Recommended	Entry Price	Target Price	Previous Day Closing (INR) [R-1]	Open (INR) [R day]	High (INR) [R day]	Low (INR) [R day]	Close (INR) [R day]	Daily High/ Low Variation % in preceding 10 days	Daily High/ Low Variation % on date of Recommendation	Daily High/ Low Variation % in immediately succeeding 10 days	Daily Avg. Trading Vol in Preceding 10 days	Trading Vol. on the day of the Recommendation	Daily Avg. Trading Vol. on succeeding 10 days
01/09/2021	12:37:17	INE606A01024	AMJ LAND HOLDINGS LIMITED	31	35	29.1	30	34.9	28.4	34.7	6.17	22.93	10.5	166116	3243007	545843
02/09/2021	07:56:39	INE458B01036	BHAGYANAGAR INDIA LIMITED	54	63	53.3	55	57.5	52.2	53.1	5.76	10.16	5.57	176534	555313	390929
02/09/2021	15:18:31	INE648Z01015	ACCURACY SHIPPING LIMITED	128	137	121	121.2	129	119	127	11.55	8.49	7.26	129138	247371	219627
03/09/2021	07:41:46	INE323J01019	SOMI CONVEYOR BELT. LTD.	63	90	62.1	64.75	68.3	63	65.3	10.28	8.33	7.36	562922	454521	796806
03/09/2021	10:08:16	INE924D01017	THE INVEST TRUST OF IND L	125	135	122	122.1	132	120	125	4.94	9.67	5.12	456028	2096522	227781
03/09/2021	15:03:12	INE451L01014	MAHAMAYA STEEL INDS LTD	98	107	92	92.1	98.7	90.6	97.4	4.54	8.94	4.69	219206	1464828	293256
06/09/2021	08:28:47	INE575I01016	RATHI BARS LIMITED	29	35	28.6	33	34.3	31	32	8.97	10.65	7.23	437547	15093906	938331
06/09/2021	09:37:31	INE864B01027	UMANG DAIRIES LIMITED	81	87	80	79.95	83.9	77.3	79.3	5.17	8.54	3.68	390399	2415341	243359
06/09/2021	09:59:54	INE561M01018	Ishan Dyes & Chemicals Ltd.	88	97	86.2	86.5	94	85	90.9	7.94	10.59	5.72	4166629	15856228	5823579
07/09/2021	08:47:01	INE786W01010	RKEC PROJECTS LIMITED	91	110	90.6	93.45	93.6	84	85	10.27	11.37	4.77	124036	470976	36975
08/09/2021	09:08:33	INE419D01026	CHAMAN LAL SETIA EXP LTD	123	130	119	121.8	125	119	120	4.56	4.7	5.01	1559672	205663	2862504
08/09/2021	10:05:58	INE972X01014	VAISHALI PHARMA LIMITED	38	43	37.5	37.55	40.4	37.4	38.4	5.89	8.02	4.06	116684	235985	100117
09/09/2021	09:18:23	INE751D01014	Sandu Pharmaceuticals Ltd.	57	64	54.6	57	58.5	52.6	53.7	4.92	11.23	8.56	295308	4198561	563527
13/09/2021	09:02:00	INE981B01011	CMI LIMITED	47	55	47.2	48.8	51.5	48	48.6	(null)	7.40354536	4.975315	(null)	3417688	520043.6
13/09/2021	15:26:00	INE785A01026	JAYANT AGRO ORGANICS LTD	271	288	245	245.1	272	245	269	(null)	10.81632653	4.869203	(null)	285294	1934450
14/09/2021	08:41:00	INE301C01028	Kkalpana Industries (India) Ltd	52	60	51.1	55	55	47.6	49.7	19.4253	15.54621849	6.035143	4214101	6387050	853716.7
14/09/2021	08:41:00	INE301C01028	Kkalpana Industries (India) Ltd	52	60	51.1	55	55	47.6	49.7	19.4253	15.54621849	6.035143	4214101	6387050	853716.7

Recommendation Date and Time				Recommended Levels		"Price Impact" Post Recommendation								Volume Impact Post Recommendation		
Date (R day)	time	ISIN	Script Recommended	Entry Price	Target Price	Previous Day Closing (INR) [R-1]	Open (INR) [R day]	High (INR) [R day]	Low (INR) [R day]	Close (INR) [R day]	Daily High/ Low Variation % in preceding 10 days	Daily High/ Low Variation % on date of Recommendation	Daily High/ Low Variation % in immediately succeeding 10 days	Daily Avg. Trading Vol in Preceding 10 days	Trading Vol. on the day of the Recommendation	Daily Avg. Trading Vol. on succeeding 10 days
15/09/2021	09:04:00	INE668D01028	DONEAR IND. LIMITED	62	72	60.1	63	64.6	60.7	61.3	4.07912	6.512778236	4.959642	650295.3	1923616	395909.5
16/09/2021	08:51:00	INE451L01014	Mahamaya Steel Industries Limited	94	108	93.4	99.9	99.9	93	94.2	2.71468	7.419354839	3.894108	261601.5	1497204	104770.7
16/09/2021	08:51:00	INE451L01014	MAHAMAYA STEEL INDS LTD	94	108	93.4	99.9	99.9	93	94.2	2.71468	7.419354839	3.894108	261601.5	1497204	104770.7
16/09/2021	11:14:00	INE139B01016	UCAL FUEL SYSTEMS LTD	153	160	150	151	158	151	156	2.87276	4.438555813	4.103998	278550.7	2725493	365912.6
17/09/2021	08:56:00	INE819L01012	ELGI RUBBER CO. LTD	40	47	39.9	41.5	42.3	39.2	39.5	3.38617	7.780612245	4.327056	59830.25	403068	50757.9
20/09/2021	00:15:00	INE972X01014	VAISHALI PHARMA LIMITED	38	42	37.5	39.8	40.5	36.2	37.9	3.41031	11.87845304	2.564751	74928.2	370994	70863.2
27/09/2021	11:52:00	INE231C01019	SHREYANS INDUSTRIES LTD	122	131	118	119.6	126	118	123	4.26335	6.581740977	6.223564	466093.8	107745	1319173
28/09/2021	09:02:00	INE139B01016	Ucal Fuel Systems Ltd.,	148	160	148	151.9	159	152	154	2.90106	4.851485149	3.678076	361703.1	3571213	384281.2
29/09/2021	10:54:00	INE918N01018	VETO SWITCHGEAR CABLE LTD	103	113	101	101.1	109	101	104	2.92707	8.55721393	5.326387	581463.8	1928358	2043262
30/09/2021	15:15:00	INE918N01018	VETO SWITCHGEARS AND CABLES LIMITED	108	120	104	108.5	109	103	108	4.06199	6.365403304	5.921828	704630.4	3457044	1820617
30/09/2021	15:15:00	INE918N01018	VETO SWITCHGEAR CABLE LTD	108	120	104	108.5	109	103	108	4.06199	6.365403304	5.921828	704630.4	3457044	1820617
04/10/2021	09:35:00	INE918N01018	VETO SWITCHGEAR CABLE LTD	112	125	109	108.1	114	108	111	4.93457	5.555555556	7.115596	1003273	5986565	3176076
05/10/2021	08:49:00	INE981B01011	CMI Limited	48	56	47.6	51	52.4	47	47.8	5.91724	11.4893617	5.115916	267297.6	560414	783875.9
05/10/2021	08:49:00	INE981B01011	CMI LIMITED	48	56	47.6	51	52.4	47	47.8	5.91724	11.4893617	5.115916	267297.6	560414	783875.9
05/10/2021	13:22:00	INE575I01016	RATHI BARS LIMITED	30	33	28.6	28.95	32.8	28.1	30.4	8.12529	16.93404635	9.943675	872415.1	4414265	3691928
05/10/2021	14:03:00	INE648Z01015	ACCURACY SHIPPING LIMITED	138	145	133	135.5	144	132	133	4.93676	9.215017065	8.807991	78589	118211	198410.3
05/10/2021	14:31:00	INE783X01023	CHEMFAB ALKALIS LIMITED	202	215	191	195.7	203	193	200	6.7751	4.990949056	5.36785	841661.4	4563243	1368460
06/10/2021	08:49:00	INE561C01019	BHARAT GEARS LTD.	158	181	159	163.1	188	163	171	5.45748	15.30205458	6.427783	511458.9	17323061	1090282

Recommendation Date and Time				Recommended Levels		"Price Impact" Post Recommendation							Volume Impact Post Recommendation			
Date (R day)	time	ISIN	Script Recommended	Entry Price	Target Price	Previous Day Closing (INR) [R-1]	Open (INR) [R day]	High (INR) [R day]	Low (INR) [R day]	Close (INR) [R day]	Daily High/ Low Variation % in preceding 10 days	Daily High/ Low Variation % on date of Recommendation	Daily High/ Low Variation % in immediately succeeding 10 days	Daily Avg. Trading Vol in Preceding 10 days	Trading Vol. on the day of the Recommendation	Daily Avg. Trading Vol. on succeeding 10 days
06/10/2021	13:19:00	INE458B01036	BHAGYANAGAR INDIA LIMITED	52	58	49.8	49.5	54	49	52	4.40096	10.20408163	4.89055	173870.7	3072825	376888.2
07/10/2021	08:59:00	INE819L01012	ELGI RUBBER CO. LTD	41.5	47	41.4	44	47.6	42.5	43	4.84922	12	4.333608	98985.4	835957	64552.5
07/10/2021	10:07:00	INE319B01014	THE BYKE HOSPITALITY LTD	35	40	32.9	34	39.5	33.2	38.9	7.70218	18.8253012	9.459325	557173.4	1787948	2416333
07/10/2021	11:09:00	INE749B01020	Ortin Laboratories Limited	28.5	33	28.2	29.5	33.4	28.2	30.8	4.96699	18.43971631	7.836601	277826.1	833109	1002950
07/10/2021	11:09:00	INE749B01020	ORTIN LABORATORIES LTD	28.5	33	28.2	29.5	33.4	28.2	30.8	4.96699	18.43971631	7.836601	277826.1	833109	1002950
07/10/2021	11:46:00	INE385I01010	ALPA LABORATORIES LTD	59.5	66	57.3	57.05	62.8	56.8	57.7	5.41643	10.47535211	5.078787	631697.7	460772	549189.8
07/10/2021	12:36:00	INE417B01040	DYNACONS SYS & SOLN LTD	157	175	146	146.4	157	146	151	4.4356	7.716049383	8.238045	330190.1	4429469	2117581
07/10/2021	13:25:00	INE592B01016	T T LIMITED	77	87	69.5	71.9	78.8	69.1	74.1	5.15831	14.12020275	10.06811	179567.2	1747199	543338.7
08/10/2021	08:57:00	INE912H01013	MBL INFRASTRUCTURES LTD	23.5	28	23.2	25.15	25.7	23.5	23.8	8.13039	9.361702128	7.853863	320924.5	3301049	507842.9
08/10/2021	10:05:00	INE02KC01010	JAINAM FER ALLOYS (I) LTD	74	90	70	73	76.7	73	73.1	(null)	5	2.237556	(null)	674000	67800
08/10/2021	10:49:00	INE080A01014	WEIZMANN LTD	54	80	51.9	52.7	57.1	49.7	54	5.63203	14.78873239	8.612865	86982.4	1983251	385813.5
08/10/2021	12:30:00	INE806C01018	TIL LTD	182	200	170	172.8	197	170	181	6.85396	15.88235294	9.924602	352964.7	3259536	1179655
08/10/2021	14:53:00	INE139B01016	UCAL FUEL SYSTEMS LTD	160	169	153	153.6	162	152	159	3.57666	6.513157895	4.685504	493937.1	202258	996404.4
11/10/2021	08:42:00	INE417B01040	Dynacons Systems & Solutions Ltd.	165	184	158	162	182	162	171	5.845	12.4382716	7.562801	837021.2	15184865	814850.5
11/10/2021	08:42:00	INE417B01040	DYNACONS SYS & SOLN LTD	165	184	158	162	182	162	171	5.845	12.4382716	7.562801	837021.2	15184865	814850.5
11/10/2021	12:13:00	INE648Z01015	ACCURACY SHIPPING LIMITED	138	148	141	145	149	141	144	5.18672	5.315379164	8.687989	92721.5	126517	163423.5
11/10/2021	12:24:00	INE932C01012	TOKYO PLAST INTL LTD	107	120	102	101.2	116	101	108	2.16552	14.62450593	4.547581	67593.9	223696	260649.4
11/10/2021	14:48:00	INE668D01028	DONEAR IND. LIMITED	60	66	58.3	58.05	62.4	57.7	61.6	3.62137	8.239375542	4.983113	243491	2058586	372242.8

Recommendation Date and Time				Recommended Levels		"Price Impact" Post Recommendation								Volume Impact Post Recommendation		
Date (R day)	time	ISIN	Scrp Recommended	Entry Price	Target Price	Previous Day Closing (INR) [R-1]	Open (INR) [R day]	High (INR) [R day]	Low (INR) [R day]	Close (INR) [R day]	Daily High/ Low Variation % in preceding 10 days	Daily High/ Low Variation % on date of Recommendation	Daily High/ Low Variation % in immediately succeeding 10 days	Daily Avg. Trading Vol in Preceding 10 days	Trading Vol. on the day of the Recommendation	Daily Avg. Trading Vol. on succeeding 10 days
11/10/2021	15:26:00	INE165B01029	R. S. SOFTWARE (INDIA) LI	38	42	36.4	37.5	38.9	35	38	5.58185	11.14285714	7.161222	604557.4	2203773	835827
12/10/2021	08:45:00	INE594B01012	BSL LTD	78	95	77.3	82.25	85	82.3	85	8.7826	3.343465046	6.364501	682076.4	190587	616276.8
12/10/2021	10:31:00	INE648Z01015	ACCURACY SHIPPING LIMITED	153	165	144	146.9	166	142	162	5.43417	16.63735491	7.486463	98265.8	665965	99363.2
12/10/2021	10:31:00	INE648Z01015	ACCURACY SHIPPING LIMITED	153	165	144	146.9	166	142	162	5.43417	16.63735491	7.486463	98265.8	665965	99363.2
12/10/2021	13:44:00	INE139B01016	UCAL FUEL SYSTEMS LTD	162	170	157	157.9	164	155	159	4.08426	6.165267915	4.290168	754943.5	210927	918340.4
12/10/2021	14:57:00	INE080A01014	WEIZMANN LTD			53.1	53.15	58.4	51.5	58.4	8.66392	13.39805825	4.781873	305977.7	830377	336217.5
12/10/2021	15:20:00	INE592B01016	T T LIMITED	81	88	73	73.85	82	71.1	81.2	7.22336	15.33052039	11.40462	379848.7	1287657	1409837
13/10/2021	09:04:00	INE864B01027	Umang Dairies Limited	80	100	79.3	85.05	90	82.1	82.8	5.06789	9.689213894	4.921922	309510.8	752259	1334984
13/10/2021	09:04:00	INE864B01027	UMANG DAIRIES LIMITED	80	100	79.3	85.05	90	82.1	82.8	5.06789	9.689213894	4.921922	309510.8	752259	1334984
13/10/2021	12:53:00	INE712A01012	Warren Tea Ltd.	95	125	83.1	84.5	99.7	83	93.4	5.78816	20.06024096	5.925219	592133.5	12305354	688912.3
13/10/2021	12:53:00	INE712A01012	Warren Tea Ltd.	95	125	83.1	84.5	99.7	83	93.4	5.78816	20.06024096	5.925219	592133.5	12305354	688912.3
13/10/2021	13:25:00	INE924D01017	THE INVESTMENT TRUST OF INDIA LIMITED	120	150	112	111.6	131	110	124	3.20766	19.23601637	8.307795	81748.3	2745419	235435.9
13/10/2021	13:25:00	INE924D01017	THE INVEST TRUST OF IND L	120	150	112	111.6	131	110	124	3.20766	19.23601637	8.307795	81748.3	2745419	235435.9
13/10/2021	13:25:00	INE924D01017	THE INVEST TRUST OF IND L	120	150	112	111.6	131	110	124	3.20766	19.23601637	8.307795	81748.3	2745419	235435.9
14/10/2021	07:45:00	INE712B01010	Superhouse limited	185	210	183	191.8	202	184	186	4.60773	9.510869565	5.157812	249876.1	576791	964125.4
14/10/2021	07:45:00	INE712B01010	SUPERHOUSE LIMITED	185	210	183	191.8	202	184	186	4.60773	9.510869565	5.157812	249876.1	576791	964125.4
14/10/2021	07:45:00	INE712B01010	SUPERHOUSE LIMITED	185	210	183	191.8	202	184	186	4.60773	9.510869565	5.157812	249876.1	576791	964125.4
18/10/2021	09:43:00	INE575I01016	RATHI BARS LIMITED	32.2	55	32.3	36.9	38.5	32.3	34.8	9.16877	19.2248062	7.99763	2048456	20458668	735872.3
18/10/2021	09:43:00	INE575I01016	RATHI BARS LIMITED	32.2	55	32.3	36.9	38.5	32.3	34.8	9.16877	19.2248062	7.99763	2048456	20458668	735872.3
18/10/2021	12:44:00	INE389D01013	TCFC Finance Ltd	43	50	41.1	42.65	49.3	41.2	43.8	5.67622	19.80558931	7.932261	107286	1926589	127414.3

Recommendation Date and Time				Recommended Levels		"Price Impact" Post Recommendation								Volume Impact Post Recommendation		
Date (R day)	time	ISIN	Script Recommended	Entry Price	Target Price	Previous Day Closing (INR) [R-1]	Open (INR) [R day]	High (INR) [R day]	Low (INR) [R day]	Close (INR) [R day]	Daily High/ Low Variation % in preceding 10 days	Daily High/ Low Variation % on date of Recommendation	Daily High/ Low Variation % in immediately succeeding 10 days	Daily Avg. Trading Vol in Preceding 10 days	Trading Vol. on the day of the Recommendation	Daily Avg. Trading Vol. on succeeding 10 days
18/10/2021	14:53:00	INE592B01016	T T Ltd	82	90	77.9	77.75	84.8	76.1	83.5	9.45592	11.43232589	9.106285	563710.4	522532	1709285
18/10/2021	14:53:00	INE592B01016	T T LIMITED	82	90	77.9	77.75	84.8	76.1	83.5	9.45592	11.43232589	9.106285	563710.4	522532	1709285
19/10/2021	07:46:00	INE592B01016	T T Ltd	85	98	83.5	90	92	81	83.2	10.4174	13.58024691	7.975361	786940.5	540753	1448202
19/10/2021	07:46:00	INE592B01016	T T LIMITED	85	98	83.5	90	92	81	83.2	10.4174	13.58024691	7.975361	786940.5	540753	1448202
19/10/2021	11:41:00	INE573R01012	SEYA INDUSTRIES LIMITED	57	61	55.2	55.95	60.7	54.3	59.7	3.62154	11.79723502	9.782085	180445.5	6807072	596837.3
19/10/2021	13:44:00	INE374B01019	MUKTA ARTS LIMITED	42	45	40.4	39.7	44.4	39.3	43.2	3.63457	12.84987277	11.86452	82283.3	150666	611481.6
19/10/2021	14:51:00	INE716F01012	Indokem Ltd	40	43	39	40.45	42.8	38.4	42.6	7.20906	11.60365059	8.526981	532646.3	5976771	1210308
20/10/2021	08:59:00	INE830Q01018	Manaksia Coated Metals & Industries Ltd	21.5	26	21.4	24.45	24.5	20.1	20.4	13.9893	21.94513716	10.14362	929775.7	1180047	754753
20/10/2021	08:59:00	INE830Q01018	MAN COAT METAL & IND LTD	21.5	26	21.4	24.45	24.5	20.1	20.4	13.9893	21.94513716	10.14362	929775.7	1180047	754753
20/10/2021	08:59:00	INE830Q01018	MAN COAT METAL & IND LTD	21.5	26	21.4	24.45	24.5	20.1	20.4	13.9893	21.94513716	10.14362	929775.7	1180047	754753
20/10/2021	11:00:00	INE783X01023	CHEMFAB ALKALIS LIMITED	202	214	202	201.7	217	194	194	4.91726	11.79804225	7.370034	769577.3	1502170	252914.9
20/10/2021	13:33:00	INE374B01019	MUKTA ARTS LIMITED	44	70	42.9	43.8	47.2	40.2	47.2	5.49879	17.43462017	9.937828	314761	1846667	368464
20/10/2021	15:12:00	INE749B01020	ORTIN LABORATORIES LTD	32	37	29.9	30.5	35.2	28.9	33.5	7.02063	22.01039861	11.17412	386382.5	3426220	1605987
20/10/2021	15:24:00	INE573R01012	SEYA INDUSTRIES LIMITED	62	70	59.7	64.95	65	56.5	61	5.14852	14.95575221	7.938297	884646.8	2039196	355404.7
21/10/2021	08:27:00	INE573R01012	Seya Industries Ltd	62	80	61.5	64.5	67	60.6	62.7	7.33632	10.56105611	6.718343	1099951	400391	291490.5
21/10/2021	08:27:00	INE573R01012	SEYA INDUSTRIES LIMITED	62	80	61.5	64.5	67	60.6	62.7	7.33632	10.56105611	6.718343	1099951	400391	291490.5
21/10/2021	10:54:00	INE720A01015	KOTHARI PETROCHEM LTD	52	55	49.6	50	53.5	49.2	51.4	3.75838	8.739837398	5.441563	102391.9	248501	46414.9
22/10/2021	09:03:00	INE319B01014	The Byke Hospitality Ltd	36	55	35	36.65	41.9	36.7	38.4	7.76501	14.18826739	8.076114	479828.8	4285330	390882.7

Recommendation Date and Time				Recommended Levels		"Price Impact" Post Recommendation							Volume Impact Post Recommendation			
Date (R day)	time	ISIN	Script Recommended	Entry Price	Target Price	Previous Day Closing (INR) [R-1]	Open (INR) [R day]	High (INR) [R day]	Low (INR) [R day]	Close (INR) [R day]	Daily High/ Low Variation % in preceding 10 days	Daily High/ Low Variation % on date of Recommendation	Daily High/ Low Variation % in immediately succeeding 10 days	Daily Avg. Trading Vol in Preceding 10 days	Trading Vol. on the day of the Recommendation	Daily Avg. Trading Vol. on succeeding 10 days
25/10/2021	09:02:00	INE749B01020	Ortin Laboratories Limited	34	50	33.4	35.5	38.5	34.6	35.1	11.6276	11.43270622	7.46648	840846.8	1460714	1257820
25/10/2021	09:02:00	INE749B01020	ORTIN LABORATORIES LTD	34	50	33.4	35.5	38.5	34.6	35.1	11.6276	11.43270622	7.46648	840846.8	1460714	1257820
25/10/2021	10:52:00	INE716F01012	Indokem Ltd	46	50.6	44	44.85	48.3	43.1	44.3	8.22024	12.0649652	7.51228	1409877	3620029	469948.8
25/10/2021	11:42:00	INE260R01016	Dhabriya Polywood Limited	90	100	84.6	86	99	78.6	82.2	7.27714	25.95419847	11.58492	927147.6	18243572	4042772
26/10/2021	09:53:00	INE511Y01018	MMP INDUSTRIES LIMITED	147	155	146	145.6	159	144	153	4.65292	10.41666667	5.18157	35547.8	111431	34378
26/10/2021	15:09:00	INE011I01013	SILGO RETAIL LIMITED	40	45	37.4	38.65	43.4	37.2	41.7	7.50068	16.66666667	7.542694	54427.1	143744	24119.3
27/10/2021	10:00:00	INE570D01018	ARROW GREENTECH LIMITED	109	115	114	113.8	121	109	118	8.05177	11.06011932	11.21953	257193.8	44769	541151.1
28/10/2021	08:55:00	INE570D01018	Arrow Greentech Limited	118	129	118	123	127	118	122	9.19159	7.669491525	10.54162	250760.6	1670272	423119.3
28/10/2021	08:55:00	INE570D01018	ARROW GREENTECH LIMITED	118	129	118	123	127	118	122	9.19159	7.669491525	10.54162	250760.6	1670272	423119.3
28/10/2021	10:48:00	INE260R01016	Dhabriya Polywood Limited	100	130	98	100	106	90.1	105	11.3744	17.71238201	9.464845	3774765	7229197	2497172
29/10/2021	09:54:00	INE629D01012	BANSWARA SYNTEX LIMITED	200	212	196	199.1	214	192	198	6.05553	11.7201775	6.575282	322362.5	1165825	671258.6
29/10/2021	12:53:00	INE417B01040	DYNACONS SYS & SOLN LTD	146	158	142	142.8	152	139	149	5.32626	9.038737446	5.081697	284638	574780	163857.3
01/11/2021	08:18:00	INE569C01020	ORIENT ABRASIVE LTD	29	34	28.4	30.9	31.1	29.1	29.6	5.91464	6.872852234	4.454758	234260.9	1033086	214692.5
02/11/2021	08:14:00	INE390G01014	GPT INFRAPROJECTS LTD	89	99	88	93	94.9	87.7	88.8	4.70583	8.152793615	7.148363	388719	291436	373206
02/11/2021	08:14:00	INE390G01014	GPT INFRAPROJECTS LTD	89	99	88	93	94.9	87.7	88.8	4.70583	8.152793615	7.148363	388719	291436	373206
02/11/2021	13:43:00	INE570D01018	ARROW GREENTECH LIMITED	119	129	122	125	128	115	117	10.8751	11.03388358	7.833973	447629.6	158125	338969.8
03/11/2021	11:19:00	INE830Q01018	MAN COAT METAL & IND LTD	20.5	24	19.1	19.5	22.9	19.5	21.8	8.08289	17.43589744	9.764866	191657.9	2697298	685587.7

Recommendation Date and Time				Recommended Levels		"Price Impact" Post Recommendation							Volume Impact Post Recommendation			
Date (R day)	time	ISIN	Script Recommended	Entry Price	Target Price	Previous Day Closing (INR) [R-1]	Open (INR) [R day]	High (INR) [R day]	Low (INR) [R day]	Close (INR) [R day]	Daily High/ Low Variation % in preceding 10 days	Daily High/ Low Variation % on date of Recommendation	Daily High/ Low Variation % in immediately succeeding 10 days	Daily Avg. Trading Vol in Preceding 10 days	Trading Vol. on the day of the Recommendation	Daily Avg. Trading Vol. on succeeding 10 days
03/11/2021	11:19:00	INE830Q01018	MAN COAT METAL & IND LTD	20.5	24	19.1	19.5	22.9	19.5	21.8	8.08289	17.43589744	9.764866	191657.9	2697298	685587.7
03/11/2021	11:19:00	INE830Q01018	MAN COAT METAL & IND LTD	20.5	24	19.1	19.5	22.9	19.5	21.8	8.08289	17.43589744	9.764866	191657.9	2697298	685587.7
04/11/2021	09:01:00	INE912H01013	MBL INFRASTRUCTURES LTD	24	100	24	25.8	27.5	25.3	26.1	8.84592	8.695652174	6.991912	437280.1	4799046	680844.3
08/11/2021	08:23:00	INE319B01014	THE BYKE HOSPITALITY LTD	40	48	39.7	41	42.4	40.3	40.8	6.92269	5.341614907	5.470235	557216.7	747896	725410.4
08/11/2021	08:23:00	INE319B01014	THE BYKE HOSPITALITY LTD	40	48	39.7	41	42.4	40.3	40.8	6.92269	5.341614907	5.470235	557216.7	747896	725410.4
08/11/2021	08:23:00	INE319B01014	THE BYKE HOSPITALITY LTD	40	48	39.7	41	42.4	40.3	40.8	6.92269	5.341614907	5.470235	557216.7	747896	725410.4
08/11/2021	13:55:00	INE972X01014	VAISHALI PHARMA LIMITED	36	42	34.9	35	37.8	35	36.3	2.92673	8	3.957597	23257.9	189139	36282.5
10/11/2021	08:02:00	INE239D01028	OM INFRA LIMITED	36	43	36.1	37.3	39.3	35.7	36	5.9111	10.23842917	6.46509	408741.7	1324561	948035
10/11/2021	08:02:00	INE239D01028	OM INFRA LIMITED	36	43	36.1	37.3	39.3	35.7	36	5.9111	10.23842917	6.46509	408741.7	1324561	948035
10/11/2021	09:31:00	INE863I01016	BANG OVERSEAS LTD.	36	50	35.3	36.55	37.1	36.6	37.1	4.87069	1.367989056	4.805665	43130.4	281011	123040.4
11/11/2021	08:23:00	INE668D01028	DONEAR IND. LIMITED	64	73	63.9	67	70.3	64.2	68.2	6.15222	9.423676012	6.644562	804622.4	939900	3030541
11/11/2021	08:23:00	INE668D01028	DONEAR IND. LIMITED	64	73	63.9	67	70.3	64.2	68.2	6.15222	9.423676012	6.644562	804622.4	939900	3030541
11/11/2021	08:23:00	INE668D01028	DONEAR IND. LIMITED	64	73	63.9	67	70.3	64.2	68.2	6.15222	9.423676012	6.644562	804622.4	939900	3030541
12/11/2021	10:15:00	INE451L01014	Mahamaya Steel Industries Limited	89	98	89.1	87.3	91.8	87.3	89.8	2.92133	5.097365407	4.968589	84202.6	1400076	87686
12/11/2021	10:15:00	INE451L01014	MAHAMAYA STEEL INDS LTD	89	98	89.1	87.3	91.8	87.3	89.8	2.92133	5.097365407	4.968589	84202.6	1400076	87686
12/11/2021	10:15:00	INE451L01014	MAHAMAYA STEEL INDS LTD	89	98	89.1	87.3	91.8	87.3	89.8	2.92133	5.097365407	4.968589	84202.6	1400076	87686

**ANNEXURE-B****Script wise profit made by the Noticees during the Investigation period**

Script ISIN	Date	Client Name	Buy Qty.	Sell Qty.	Net Traded Qty.	Gross Buy Value (INR)	Gross Sell Value (INR)	Profit (INR)
INE005C01017	26-Jul-21	Avaniben	16000	16000	0	10,96,664	11,05,146	8482
INE005C01017	26-Jul-21	Himanshu	3500	63500	-60000	2,37,714	42,60,190	633164
INE005C01017	26-Jul-21	Kokilaben	5000	5000	0	3,46,786	3,45,990	-796
INE005C01017	26-Jul-21	Mahendrabhai	2000	2000	0	1,38,477	1,41,000	2523
INE005C01017	26-Jul-21	Raj	36468	36468	0	24,71,076	24,84,856	13780
INE016Q01014	08-Jun-21	Himanshu	2200	2500	-300	3,36,714	4,16,661	7370
INE016Q01014	08-Jun-21	Jaydev	3618	6394	-2776	5,84,333	10,41,431	37980
INE016Q01014	08-Jun-21	Kokilaben	800	3300	-2500	1,21,600	5,49,356	55794
INE016Q01014	08-Jun-21	Raj	1011	3111	-2100	1,59,346	5,24,006	43601
INE011I01013	02-Jul-21	Himanshu	51154	51154	0	22,76,731	23,39,448	62717
INE011I01013	05-Jul-21	Himanshu	20000	20000	0	8,71,806	8,79,226	7420
INE011I01013	26-Oct-21	Himanshu	16885	16885	0	6,67,470	6,95,009	27539.3
INE011I01013	02-Jul-21	Jaydev	9944	9944	0	4,50,023	4,53,865	3842
INE011I01013	02-Jul-21	Raj	24488	24488	0	11,07,838	11,32,481	24643
INE02KC01010	08-Oct-21	Raj	0	2000	-2000	0	1,47,600	0
INE037A01022	10-May-21	Avaniben	12908	7908	5000	12,05,192	7,53,847	15494
INE037A01022	11-May-21	Avaniben	0	5000	-5000	-	5,09,367	42528
INE037A01022	10-May-21	Jaydev	700	550	150	65,767	52,690	1016
INE037A01022	11-May-21	Jaydev	0	150	-150	-	15,180	1087
INE037A01022	10-May-21	Raj	12117	12117	0	11,28,375	11,60,081	31707
INE050N01010	23-Jul-21	Avaniben	10500	10500	0	3,85,701	3,78,002	-7699
INE050N01010	12-Jul-21	Himanshu	38391	38391	0	13,31,210	13,85,015	53805
INE050N01010	23-Jul-21	Himanshu	32000	32000	0	11,41,150	11,47,990	6841
INE050N01010	12-Jul-21	Jaydev	5150	5150	0	1,82,453	1,85,846	3393
INE050N01010	23-Jul-21	Jaydev	22801	22801	0	8,30,480	8,19,809	-10672
INE050N01010	23-Jul-21	Raj	27000	27000	0	9,71,920	9,78,924	7004
INE078D01012	07-May-21	Avaniben	7600	7600	0	7,24,814	7,63,617	38803
INE078D01012	07-May-21	Jaydev	1145	1145	0	1,10,597	1,15,123	4526
INE078D01012	07-May-21	Mahendrabhai	4050	4050	0	3,86,260	4,07,830	21570
INE078D01012	07-May-21	Raj	1000	1000	0	97,914	1,00,705	2791
INE078T01026	08-Jul-21	Avaniben	0	15000	-15000	-	4,47,000	36000
INE078T01026	09-Jul-21	Jaydev	0	10500	-10500	-	3,24,975	16148
INE078T01026	08-Jul-21	Raj	0	18252	-18252	-	5,43,447	38421
INE078T01026	09-Jul-21	Raj	50	8950	-8900	1,560	2,77,537	29717
INE080A01014	10-May-21	Avaniben	1459	1509	-50	65,591	70,829	-125
INE080A01014	11-May-21	Avaniben	4100	2716	1384	2,03,053	1,27,564	4784
INE080A01014	12-May-21	Avaniben	3410	3410	0	1,83,311	1,84,798	11157
INE080A01014	14-May-21	Avaniben	1000	5100	-4100	57,308	2,90,230	25934

Scrip ISIN	Date	Client Name	Buy Qty.	Sell Qty.	Net Traded Qty.	Gross Buy Value (INR)	Gross Sell Value (INR)	Profit (INR)
INE080A01014	13-Jul-21	Avaniben	0	4000	-4000	-	2,51,125	18725
INE080A01014	07-Oct-21	Himanshu	8757	0	8757	4,51,704	0	0
INE080A01014	08-Oct-21	Himanshu	8000	11757	-3757	4,35,030	6,50,991	28844.03424
INE080A01014	11-Oct-21	Himanshu	0	5000	-5000	0	2,67,500	2914.065764
INE080A01014	12-Oct-21	Himanshu	31684	31684	0	17,93,777	18,55,098	61321.4
INE080A01014	14-May-21	Jaydev	0	1750	-1750	-	98,824	5107
INE080A01014	14-May-21	Kokilaben	0	3000	-3000	-	1,71,115	9163
INE080A01014	12-May-21	Raj	11805	12870	-1065	6,28,742	6,98,073	14552
INE080A01014	14-May-21	Raj	2000	5935	-3935	1,11,961	3,37,722	20311
INE080A01014	13-Jul-21	Raj	2151	6651	-4500	1,30,613	4,18,127	26064
INE083D01012	08-Feb-21	Avaniben	512	512	0	28,725	29,190	466
INE083D01012	12-Mar-21	Avaniben	2999	2999	0	1,70,115	1,72,612	2497
INE083D01012	15-Mar-21	Avaniben	2087	2087	0	1,23,070	1,24,740	1671
INE083D01012	23-Mar-21	Avaniben	6000	6000	0	3,43,286	3,47,300	4014
INE083D01012	05-Feb-21	Jaydev	551	150	401	30,702	8,370	12
INE083D01012	08-Feb-21	Jaydev	576	977	-401	32,598	55,200	258
INE083D01012	25-Feb-21	Jaydev	250	250	0	13,750	13,985	235
INE083D01012	12-Mar-21	Jaydev	275	275	0	15,821	16,020	199
INE083D01012	15-Mar-21	Jaydev	1701	928	773	1,02,314	57,032	1214
INE083D01012	16-Mar-21	Jaydev	0	773	-773	-	49,065	2569
INE083D01012	22-Mar-21	Jaydev	407	407	0	23,436	23,741	305
INE083D01012	23-Mar-21	Jaydev	551	551	0	31,815	32,430	615
INE083D01012	12-Aug-21	Jaydev	0	364	-364	-	35,624	388
INE083D01012	05-Feb-21	Kokilaben	750	750	0	41,350	41,603	252
INE083D01012	08-Feb-21	Kokilaben	1185	1185	0	66,467	67,644	1177
INE083D01012	25-Feb-21	Kokilaben	300	300	0	16,785	16,500	-285
INE083D01012	15-Mar-21	Kokilaben	285	285	0	16,815	17,642	827
INE083D01012	05-Feb-21	Raj	5000	5000	0	2,74,142	2,79,450	5308
INE083D01012	08-Feb-21	Raj	13097	13097	0	7,33,104	7,46,981	13877
INE083D01012	25-Feb-21	Raj	9500	9500	0	5,20,199	5,29,765	9566
INE083D01012	15-Mar-21	Raj	8575	8575	0	5,01,663	5,12,143	10479
INE083D01012	22-Mar-21	Raj	8024	8024	0	4,43,194	4,61,195	18001
INE085D01033	20-Jul-21	Avaniben	199	199	0	16,577	17,273	696
INE085D01033	28-Jul-21	Avaniben	5000	5000	0	6,00,433	6,04,035	3602
INE085D01033	28-Jul-21	Himanshu	7200	7200	0	8,67,251	8,72,790	5539
INE085D01033	28-Jul-21	Jaydev	0	12100	-12100	-	14,42,371	87966
INE085D01033	20-Jul-21	Raj	5000	5000	0	4,14,750	4,29,750	15000
INE085D01033	26-Jul-21	Raj	1000	1000	0	85,959	90,600	4641
INE085D01033	28-Jul-21	Raj	11871	15096	-3225	14,33,968	18,16,003	20998
INE085D01033	28-Jul-21	Switiben	0	300	-300	-	35,771	2221
INE08KJ01012	20-May-21	Avaniben	0	4000	-4000	-	1,06,735	5853

Scrip ISIN	Date	Client Name	Buy Qty.	Sell Qty.	Net Traded Qty.	Gross Buy Value (INR)	Gross Sell Value (INR)	Profit (INR)
INE08KJ01012	27-May-21	Avaniben	15000	15000	0	4,36,922	4,76,575	39652
INE08KJ01012	28-May-21	Avaniben	3691	3691	0	1,25,434	1,29,185	3751
INE08KJ01012	16-Jun-21	Avaniben	20000	20000	0	7,13,056	7,21,069	8012
INE08KJ01012	28-May-21	Himanshu	500	500	0	17,450	17,100	-350
INE08KJ01012	16-Jun-21	Himanshu	36758	36758	0	12,69,537	12,99,266	29729
INE08KJ01012	20-May-21	Jaydev	3395	6	3389	89,048	160	1
INE08KJ01012	21-May-21	Jaydev	0	5019	-5019	-	1,37,096	6036
INE08KJ01012	27-May-21	Jaydev	910	910	0	27,854	29,075	1220
INE08KJ01012	16-Jun-21	Jaydev	29663	27161	2502	10,58,012	9,76,958	8187
INE08KJ01012	17-Jun-21	Jaydev	0	2502	-2502	-	89,868	628
INE08KJ01012	27-May-21	Kokilaben	2000	2000	0	62,123	63,800	1677
INE08KJ01012	20-May-21	Raj	0	3494	-3494	-	91,538	4570
INE08KJ01012	21-May-21	Raj	0	6006	-6006	-	1,66,157	16663
INE08KJ01012	27-May-21	Raj	10000	10000	0	3,26,610	3,27,323	713
INE08KJ01012	16-Jun-21	Raj	8131	8131	0	2,85,555	2,93,746	8191
INE08KJ01012	17-Jun-21	Raj	20686	20686	0	7,43,505	7,60,201	16696
INE106C01013	24-Jun-21	Avaniben	0	5650	-5650	-	3,60,787	8890
INE106C01013	24-Jun-21	Himanshu	1701	2374	-673	1,05,462	1,48,002	1563
INE106C01013	24-Jun-21	Jaydev	3336	7749	-4413	2,06,602	4,77,460	-9026
INE106C01013	24-Jun-21	Mahendrabhai	0	3000	-3000	-	1,90,930	4273
INE106C01013	24-Jun-21	Raj	0	9245	-9245	-	5,90,963	11287
INE106C01013	25-Jun-21	Raj	3500	3500	0	2,29,163	2,33,333	4169
INE116G01013	08-Jul-21	Himanshu	55713	55713	0	30,53,430	31,00,170	46741
INE116G01013	08-Jul-21	Jaydev	3500	3500	0	1,92,330	1,93,629	1299
INE116G01013	08-Jul-21	Mahendrabhai	5000	5000	0	2,79,500	2,80,073	573
INE123C01018	06-May-21	Avaniben	2500	2500	0	1,79,978	1,87,500	7523
INE123C01018	03-Jun-21	Avaniben	0	5000	-5000	-	4,20,308	30691
INE123C01018	06-May-21	Jaydev	750	750	0	55,490	57,657	2167
INE123C01018	11-May-21	Jaydev	1270	1270	0	1,00,571	1,04,186	3615
INE123C01018	03-Jun-21	Jaydev	2400	6512	-4112	1,99,221	5,46,390	19037
INE123C01018	06-May-21	Kokilaben	6582	6582	0	4,64,370	4,88,811	24441
INE123C01018	11-May-21	Kokilaben	5000	5000	0	3,89,927	4,07,000	17073
INE123C01018	03-Jun-21	Kokilaben	2000	2500	-500	1,64,000	2,10,021	6071
INE123C01018	06-May-21	Mahendrabhai	2684	2684	0	1,93,054	2,04,054	11001
INE123C01018	03-Jun-21	Mahendrabhai	0	900	-900	-	75,062	3324
INE123C01018	11-May-21	Raj	7300	7300	0	5,80,259	5,99,516	19257
INE123C01018	03-Jun-21	Raj	0	5600	-5600	-	4,71,398	30363
INE127T01013	05-Mar-21	Avaniben	1383	3368	-1985	91,165	2,22,240	2553
INE127T01013	08-Mar-21	Avaniben	0	15	-15	-	1,021	42
INE127T01013	05-Mar-21	Jaydev	272	70	202	18,001	4,687	54
INE127T01013	08-Mar-21	Jaydev	0	202	-202	-	13,938	570

Scrip ISIN	Date	Client Name	Buy Qty.	Sell Qty.	Net Traded Qty.	Gross Buy Value (INR)	Gross Sell Value (INR)	Profit (INR)
INE127T01013	03-May-21	Jaydev	550	550	0	33,935	35,394	1459
INE127T01013	05-Mar-21	Raj	0	3927	-3927	-	2,59,307	13224
INE127T01013	03-May-21	Raj	4700	5889	-1189	2,81,182	3,81,470	32592
INE139B01016	05-May-21	Avaniben	1000	1000	0	1,46,993	1,48,250	1257
INE139B01016	24-May-21	Avaniben	12158	12158	0	20,50,487	20,92,609	42122
INE139B01016	30-Aug-21	Avaniben	2142	2142	0	3,17,052	3,28,893	11841
INE139B01016	24-May-21	Himanshu	400	400	0	64,680	66,582	1902
INE139B01016	16-Sep-21	Himanshu	2264	2264	0	3,46,080	3,51,825	5745.3
INE139B01016	27-Sep-21	Himanshu	248	0	248	36,455	0	0
INE139B01016	27-Sep-21	Himanshu	9700	820	8880	14,29,612	1,22,033	7.937319505
INE139B01016	28-Sep-21	Himanshu	0	3914	-3914	0	5,95,774	18956.25662
INE139B01016	28-Sep-21	Himanshu	2272	7486	-5214	3,49,462	11,43,531	28066.66643
INE139B01016	08-Oct-21	Himanshu	10462	8462	2000	16,27,296	13,52,897	36687.56969
INE139B01016	12-Oct-21	Himanshu	19275	19732	-457	30,81,588	31,93,201	46584.59443
INE139B01016	13-Oct-21	Himanshu	0	1543	-1543	0	2,48,460	2400.885883
INE139B01016	02-Feb-21	Jaydev	70	10	60	9,049	1,268	-25
INE139B01016	03-Feb-21	Jaydev	0	60	-60	-	7,615	-142
INE139B01016	12-Feb-21	Jaydev	200	200	0	26,976	27,160	184
INE139B01016	05-Apr-21	Jaydev	0	581	-581	-	82,174	-3100
INE139B01016	05-May-21	Jaydev	953	953	0	1,39,721	1,42,317	2596
INE139B01016	24-May-21	Jaydev	6084	4100	1984	10,36,113	7,02,206	3970
INE139B01016	25-May-21	Jaydev	0	1984	-1984	-	3,46,022	8144
INE139B01016	05-May-21	Kokilaben	4170	4170	0	5,96,156	6,17,194	21039
INE139B01016	24-May-21	Kokilaben	3100	3100	0	5,03,044	5,20,979	17935
INE139B01016	05-May-21	Mahendrabhai	2113	2113	0	3,09,310	3,12,514	3204
INE139B01016	02-Feb-21	Raj	3568	3568	0	4,57,122	4,57,948	826
INE139B01016	12-Feb-21	Raj	922	922	0	1,19,831	1,21,632	1802
INE139B01016	01-Apr-21	Raj	8000	3806	4194	11,70,210	5,58,968	2240
INE139B01016	05-Apr-21	Raj	0	4194	-4194	-	6,05,458	-8024
INE139B01016	05-May-21	Raj	9150	9150	0	13,26,432	13,61,213	34781
INE139B01016	14-Oct-21	Raj	22672	22672	0	37,64,018	37,84,016	0
INE165B01029	11-Oct-21	Himanshu	33993	19669	14324	12,86,900	7,59,605	14979.70021
INE165B01029	12-Oct-21	Himanshu	0	14324	-14324	0	5,69,561	27285.34979
INE165B01029	04-Nov-21	Raj	12269	12269	0	4,14,955	4,37,347	0
INE201B01022	13-Jan-21	Avaniben	60	60	0	7,636	7,650	14
INE201B01022	16-Jul-21	Avaniben	5105	3495	1610	8,28,810	5,80,602	13180
INE201B01022	19-Jul-21	Avaniben	0	1610	-1610	-	2,78,246	16858
INE201B01022	13-Jan-21	Himanshu	50	50	0	6,400	6,258	-143
INE201B01022	16-Jul-21	Himanshu	8215	8215	0	13,39,449	13,64,790	25341
INE201B01022	13-Jan-21	Jaydev	280	280	0	35,507	35,551	45
INE201B01022	06-May-21	Jaydev	470	470	0	53,568	54,475	907

Scrip ISIN	Date	Client Name	Buy Qty.	Sell Qty.	Net Traded Qty.	Gross Buy Value (INR)	Gross Sell Value (INR)	Profit (INR)
INE201B01022	16-Jul-21	Jaydev	6119	6119	0	9,99,710	10,25,279	25569
INE201B01022	06-May-21	Kokilaben	2568	2568	0	2,70,376	2,93,702	23326
INE201B01022	16-Jul-21	Kokilaben	2500	2500	0	3,87,686	4,19,724	32038
INE201B01022	13-Jan-21	Mahendrabhai	93	2004	-1911	11,306	2,53,101	15266
INE201B01022	19-Jan-21	Mahendrabhai	0	22	-22	-	2,558	58
INE201B01022	16-Jul-21	Mahendrabhai	1000	1000	0	1,60,500	1,63,947	3447
INE201B01022	13-Jan-21	Raj	2649	2649	0	3,29,228	3,33,495	4267
INE201B01022	16-Jul-21	Raj	4749	4550	199	7,65,100	7,60,334	27294
INE201B01022	19-Jul-21	Raj	2000	2199	-199	3,49,247	3,83,232	1924
INE201M01011	06-Jan-21	Avaniben	5340	5340	0	3,66,686	3,70,243	3556
INE201M01011	12-Feb-21	Avaniben	6443	426	6017	4,52,068	29,904	14
INE201M01011	15-Feb-21	Avaniben	0	6017	-6017	-	4,29,046	6868
INE201M01011	12-Mar-21	Avaniben	4907	4907	0	3,67,746	3,74,535	6790
INE201M01011	06-Jan-21	Himanshu	1010	1010	0	70,298	70,032	-266
INE201M01011	07-Jan-21	Himanshu	700	700	0	49,654	49,742	88
INE201M01011	06-Jan-21	Jaydev	1080	290	790	74,629	19,891	-148
INE201M01011	07-Jan-21	Jaydev	0	790	-790	-	56,343	1753
INE201M01011	05-Feb-21	Jaydev	486	385	101	34,232	27,694	576
INE201M01011	08-Feb-21	Jaydev	5	105	-100	356	7,357	-37
INE201M01011	12-Feb-21	Jaydev	1904	17	1887	1,33,385	1,192	1
INE201M01011	15-Feb-21	Jaydev	200	2088	-1888	14,126	1,48,967	2577
INE201M01011	12-Mar-21	Jaydev	150	150	0	11,400	11,603	202
INE201M01011	06-Jan-21	Kokilaben	675	675	0	46,345	46,785	439
INE201M01011	05-Feb-21	Kokilaben	392	392	0	27,747	28,087	340
INE201M01011	12-Feb-21	Kokilaben	2039	93	1946	1,40,883	6,516	90
INE201M01011	15-Feb-21	Kokilaben	0	1946	-1946	-	1,38,260	3802
INE201M01011	12-Feb-21	Mahendrabhai	1000	1000	0	68,493	69,825	1332
INE201M01011	06-Jan-21	Raj	10729	10729	0	7,19,857	7,43,094	23237
INE201M01011	07-Jan-21	Raj	1540	1540	0	1,08,812	1,09,818	1007
INE201M01011	02-Feb-21	Raj	4490	4490	0	3,03,158	3,10,011	6853
INE201M01011	05-Feb-21	Raj	5855	5855	0	4,05,777	4,14,584	8807
INE201M01011	12-Feb-21	Raj	14503	13157	1346	10,01,843	9,25,225	16361
INE201M01011	15-Feb-21	Raj	0	1346	-1346	-	95,667	2687
INE218G01033	20-Aug-21	Avaniben	6000	6000	0	6,77,534	6,83,427	5893
INE218G01033	09-Aug-21	Himanshu	12779	12779	0	15,52,350	16,46,998	94649
INE218G01033	20-Aug-21	Himanshu	8100	14839	-6739	9,26,056	16,85,136	46577
INE218G01033	20-Aug-21	Jaydev	0	3088	-3088	-	3,48,635	19578
INE218G01033	20-Aug-21	Raj	2500	2500	0	2,84,443	2,78,388	-6055
INE220C01012	02-Aug-21	Himanshu	0	16000	-16000	-	12,59,627	182316
INE220C01012	02-Aug-21	Raj	6100	6100	0	4,82,457	4,94,100	11643
INE222F01029	28-Jul-21	Avaniben	5300	5300	0	2,11,898	2,21,033	9135

Scrip ISIN	Date	Client Name	Buy Qty.	Sell Qty.	Net Traded Qty.	Gross Buy Value (INR)	Gross Sell Value (INR)	Profit (INR)
INE222F01029	07-Jul-21	Himanshu	34447	34447	0	12,01,757	12,49,703	47946
INE222F01029	12-Jul-21	Himanshu	26610	26610	0	10,39,845	10,74,419	34574
INE222F01029	25-Oct-21	Himanshu	37046	37046	0	16,01,143	17,15,425	0
INE222F01029	07-Jul-21	Jaydev	5000	5000	0	1,81,130	1,82,882	1752
INE222F01029	28-Jul-21	Jaydev	5368	5368	0	2,21,495	2,24,237	2742
INE222F01029	28-Jul-21	Raj	13000	13000	0	5,12,458	5,39,325	26867
INE227W01023	20-Jul-21	Avaniben	0	25	-25	-	41,750	1248
INE227W01023	09-Aug-21	Mahendrabhai	10	2	8	16,137	3,219	-14
INE227W01023	10-Aug-21	Mahendrabhai	15	5	10	23,435	8,115	-141
INE227W01023	11-Aug-21	Mahendrabhai	5	20	-15	7,842	30,872	-738
INE227W01023	13-Aug-21	Mahendrabhai	0	10	-10	-	16,154	259
INE227W01023	17-Aug-21	Mahendrabhai	5	5	0	7,551	7,693	-100
INE227W01023	20-Aug-21	Mahendrabhai	22	19	3	34,398	29,899	236
INE227W01023	25-Aug-21	Mahendrabhai	5	5	0	7,325	7,380	-328
INE227W01023	30-Aug-21	Mahendrabhai	51	41	10	75,727	62,152	-149
INE227W01023	31-Aug-21	Mahendrabhai	4	19	-15	6,069	28,771	447
INE227W01023	02-Sep-21	Mahendrabhai	0	32	-32	-	49,164	1426
INE227W01023	09-Sep-21	Mahendrabhai	0	11	-11	-	18,304	506
INE231C01019	04-May-21	Avaniben	0	3800	-3800	-	3,61,560	42451
INE231C01019	05-Jul-21	Avaniben	6360	6360	0	7,44,292	7,50,646	6354
INE231C01019	27-Sep-21	Himanshu	6427	6427	0	7,81,594	7,96,966	15371.25
INE231C01019	04-May-21	Jaydev	0	1050	-1050	-	99,960	8618
INE231C01019	05-Jul-21	Jaydev	4500	4500	0	5,30,365	5,31,496	1131
INE231C01019	04-May-21	Mahendrabhai	0	437	-437	-	41,322	4400
INE231C01019	04-May-21	Raj	0	3018	-3018	-	2,87,314	24434
INE231C01019	05-Jul-21	Raj	16000	16000	0	18,66,555	18,98,547	31992
INE239D01028	13-Aug-21	Himanshu	7500	58160	-50660	2,63,669	20,26,261	138785
INE239D01028	09-Nov-21	Himanshu	10232 3	6800	95523	35,91,359	2,40,790	0
INE239D01028	10-Nov-21	Himanshu	0	95523	-95523	0	35,50,521	197829.2308
INE239D01028	03-Jun-21	Raj	0	1525	-1525	-	46,055	2821
INE239D01028	04-Jun-21	Raj	0	3475	-3475	-	98,864	347
INE239D01028	10-Nov-21	Raj	40000	40000	0	15,19,332	15,32,202	12870.15
INE244A01016	03-May-21	Avaniben	1147	1147	0	2,88,968	2,97,250	8282
INE244A01016	03-May-21	Jaydev	201	201	0	51,461	52,224	763
INE244A01016	07-May-21	Kokilaben	0	872	-872	-	2,55,839	26620
INE247M01014	26-Aug-21	Avaniben	2000	2000	0	1,38,862	1,41,900	3038
INE247M01014	06-Jul-21	Himanshu	38051	38051	0	24,73,651	25,21,466	47814
INE247M01014	06-Jul-21	Jaydev	8000	8000	0	5,29,201	5,29,558	357
INE247M01014	06-Jul-21	Raj	5000	5000	0	3,26,106	3,31,375	5269
INE247M01014	26-Aug-21	Raj	7617	7617	0	5,30,717	5,39,660	8943
INE247M01014	08-Oct-21	Raj	1000	1000	0	86,600	84,349	0

Scrip ISIN	Date	Client Name	Buy Qty.	Sell Qty.	Net Traded Qty.	Gross Buy Value (INR)	Gross Sell Value (INR)	Profit (INR)
INE260R01016	25-Oct-21	Himanshu	25747	23703	2044	22,50,846	21,79,968	107811.2921
INE260R01016	27-Oct-21	Himanshu	0	2044	-2044	0	1,70,031	-8659.392106
INE260R01016	28-Oct-21	Himanshu	5500	5500	0	5,48,463	5,57,727	9264.7
INE266Y01019	15-Jan-21	Avaniben	744	744	0	73,656	75,387	1731
INE266Y01019	12-Mar-21	Avaniben	4006	4006	0	4,68,991	4,81,822	12831
INE266Y01019	25-May-21	Avaniben	3000	3000	0	4,43,877	4,52,766	8890
INE266Y01019	04-Jun-21	Avaniben	4267	4166	101	6,97,545	7,02,709	21674
INE266Y01019	07-Jun-21	Avaniben	0	101	-101	-	16,197	-314
INE266Y01019	15-Jun-21	Avaniben	9000	9000	0	15,50,634	15,72,681	22046
INE266Y01019	04-Jun-21	Himanshu	400	400	0	65,502	65,038	-464
INE266Y01019	15-Jun-21	Himanshu	5003	5003	0	8,14,047	8,65,230	51183
INE266Y01019	15-Jan-21	Jaydev	50	50	0	5,185	5,190	5
INE266Y01019	12-Mar-21	Jaydev	740	390	350	88,525	47,267	612
INE266Y01019	15-Mar-21	Jaydev	0	350	-350	-	43,513	1642
INE266Y01019	25-May-21	Jaydev	750	750	0	1,11,561	1,13,138	1576
INE266Y01019	04-Jun-21	Jaydev	1250	1250	0	2,11,001	2,09,417	-1584
INE266Y01019	15-Jun-21	Jaydev	5204	5204	0	8,97,356	9,13,533	16177
INE266Y01019	15-Jun-21	Kokilaben	1637	1637	0	2,81,562	2,84,183	2621
INE266Y01019	12-Mar-21	Mahendrabhai	129	129	0	15,480	15,545	65
INE266Y01019	15-Jun-21	Mahendrabhai	2800	2800	0	4,76,743	4,87,375	10632
INE266Y01019	14-Jan-21	Raj	1738	3409	-1671	1,62,598	3,31,437	9596
INE266Y01019	15-Jan-21	Raj	12190	12190	0	12,11,602	12,36,048	24446
INE266Y01019	12-Mar-21	Raj	2145	2145	0	2,56,678	2,58,654	1976
INE266Y01019	15-Jun-21	Raj	10900	9543	1357	18,59,007	16,57,654	30085
INE266Y01019	16-Jun-21	Raj	1500	2857	-1357	2,65,500	4,87,285	-9653
INE270B01027	05-May-21	Avaniben	0	3832	-3832	-	4,00,642	46933
INE270B01027	05-May-21	Jaydev	0	880	-880	-	91,900	6018
INE284B01028	31-May-21	Avaniben	35000	35000	0	12,06,426	12,48,386	41960
INE284B01028	31-May-21	Himanshu	3600	3600	0	1,22,438	1,26,140	3703
INE284B01028	31-May-21	Jaydev	6151	6151	0	2,12,842	2,15,863	3020
INE284B01028	31-May-21	Kokilaben	1500	1500	0	52,800	53,713	913
INE284B01028	31-May-21	Raj	5000	5000	0	1,73,655	1,77,260	3605
INE301C01028	13-Sep-21	Himanshu	24126	9886	14240	11,57,856	5,02,743	0
INE301C01028	14-Sep-21	Himanshu	3000	17240	-14240	1,57,200	9,08,711	68104.107
INE301C01028	13-Sep-21	Raj	425	0	425	21,718	0	0
INE301C01028	14-Sep-21	Raj	0	425	-425	0	22,844	1126.25
INE301D01026	07-May-21	Avaniben	3000	3000	0	5,55,220	5,88,754	33534
INE301D01026	07-May-21	Jaydev	940	940	0	1,84,653	1,87,940	3287
INE301D01026	25-Jun-21	Jaydev	0	1335	-1335	-	3,08,000	-9074
INE301D01026	07-May-21	Kokilaben	850	850	0	1,60,896	1,67,086	6190
INE301D01026	07-May-21	Mahendrabhai	41	41	0	7,476	8,036	560

Scrip ISIN	Date	Client Name	Buy Qty.	Sell Qty.	Net Traded Qty.	Gross Buy Value (INR)	Gross Sell Value (INR)	Profit (INR)
INE301D01026	14-May-21	Raj	0	209	-209	-	43,995	2919
INE305A01015	11-Jun-21	Avaniben	20063	20063	0	14,53,503	14,98,293	44790
INE305A01015	11-Jun-21	Himanshu	9700	9700	0	6,98,990	7,20,610	21620
INE305A01015	11-Jun-21	Jaydev	19024	19024	0	13,93,314	14,34,655	41340
INE305A01015	11-Jun-21	Kokilaben	10000	10000	0	7,17,322	7,40,399	23077
INE305A01015	11-Jun-21	Mahendrabhai	12300	12300	0	8,94,773	9,20,002	25228
INE305A01015	11-Jun-21	Raj	41554	41554	0	30,71,688	31,19,166	47478
INE316A01038	17-Feb-21	Avaniben	0	1800	-1800	-	1,15,505	7505
INE316A01038	24-Jun-21	Avaniben	5000	20000	-15000	2,87,500	12,18,161	-25415
INE316A01038	24-Jun-21	Himanshu	0	27172	-27172	-	17,03,203	53884
INE316A01038	17-Feb-21	Jaydev	0	250	-250	-	16,175	1175
INE316A01038	24-Jun-21	Jaydev	0	11501	-11501	-	7,34,814	14136
INE316A01038	17-Feb-21	Kokilaben	0	200	-200	-	13,240	1110
INE316A01038	17-Feb-21	Mahendrabhai	0	525	-525	-	33,600	1759
INE316A01038	24-Jun-21	Mahendrabhai	0	8000	-8000	-	5,14,400	39783
INE316A01038	17-Feb-21	Raj	0	1500	-1500	-	98,910	8910
INE316A01038	24-Jun-21	Raj	2000	19870	-17870	1,19,385	12,18,625	-20356
INE319B01014	04-Nov-21	Avaniben	10000	0	10000	3,96,629	0	0
INE319B01014	08-Nov-21	Avaniben	0	10000	-10000	0	4,11,766	15136.65
INE319B01014	07-Oct-21	Himanshu	24772	24772	0	8,57,162	8,99,138	41975.8
INE319B01014	21-Oct-21	Himanshu	45798	15000	30798	15,53,644	5,36,130	0
INE319B01014	22-Oct-21	Himanshu	0	2847	-2847	0	1,09,714	13132.43836
INE319B01014	22-Oct-21	Himanshu	1347	29298	-27951	51,856	10,89,713	91407.77159
INE319B01014	04-Nov-21	Himanshu	21876	0	21876	8,72,522	0	0
INE319B01014	08-Nov-21	Himanshu	3000	24876	-21876	1,26,774	10,25,802	26505.25
INE319B01014	04-Nov-21	Raj	21400	11400	10000	8,43,106	4,52,305	0
INE319B01014	08-Nov-21	Raj	0	10000	-10000	0	4,11,440	17464.84019
INE323B01016	10-Jun-21	Avaniben	0	15001	-15001	-	4,37,986	27670
INE323B01016	29-Jul-21	Avaniben	15000	20000	-5000	8,17,188	10,61,987	-11552
INE323B01016	09-Jun-21	Himanshu	3300	13300	-10000	88,953	3,65,835	22864
INE323B01016	10-Jun-21	Himanshu	10000	10000	0	2,78,901	2,93,006	14105
INE323B01016	29-Jun-21	Himanshu	13953	13953	0	4,56,185	4,69,002	12817
INE323B01016	29-Jul-21	Himanshu	1566	42755	-41189	83,077	23,37,087	316832
INE323B01016	09-Jun-21	Jaydev	12749	3000	9749	3,49,244	82,125	981
INE323B01016	10-Jun-21	Jaydev	16013	28762	-12749	4,63,374	8,46,305	37856
INE323B01016	29-Jun-21	Jaydev	7287	7287	0	2,43,589	2,44,756	1167
INE323B01016	29-Jul-21	Jaydev	0	24925	-24925	-	13,57,477	107145
INE323B01016	10-Jun-21	Kokilaben	0	5000	-5000	-	1,45,045	6220
INE323B01016	10-Jun-21	Raj	14000	14000	0	4,09,001	4,17,900	8899
INE323B01016	29-Jun-21	Raj	2829	2829	0	95,948	98,069	2120
INE323B01016	29-Jul-21	Raj	10000	20000	-10000	5,49,250	10,74,380	15643

Scrip ISIN	Date	Client Name	Buy Qty.	Sell Qty.	Net Traded Qty.	Gross Buy Value (INR)	Gross Sell Value (INR)	Profit (INR)
INE323D01020	07-Jul-21	Himanshu	0	25291	-25291	-	6,74,523	104734
INE323D01020	07-Jul-21	Jaydev	0	31923	-31923	-	8,54,185	93952
INE323J01019	03-Sep-21	Avaniben	5000	5000	0	3,29,487	3,32,418	2931
INE323J01019	23-Aug-21	Himanshu	500	500	0	24,922	25,000	78
INE323J01019	31-Aug-21	Himanshu	9837	9837	0	5,40,242	5,57,992	17750
INE323J01019	03-Sep-21	Himanshu	3700	3700	0	2,42,502	2,40,003	-2499
INE323J01019	07-Jan-21	Jaydev	270	270	0	8,494	8,699	205
INE323J01019	03-Sep-21	Jaydev	0	2000	-2000	-	1,29,600	5897
INE323J01019	07-Jan-21	Kokilaben	2000	2000	0	59,988	62,550	2562
INE323J01019	07-Jan-21	Raj	10000	10000	0	2,99,899	3,10,349	10451
INE323J01019	23-Aug-21	Raj	1500	1500	0	72,173	74,967	2794
INE323J01019	31-Aug-21	Raj	2000	2000	0	1,13,900	1,15,000	1100
INE323J01019	03-Sep-21	Raj	18000	21000	-3000	11,98,401	14,01,247	16706
INE326C01017	19-May-21	Avaniben	5429	9434	-4005	6,45,111	11,75,455	43339
INE326C01017	19-May-21	Himanshu	100	700	-600	11,850	87,447	5986
INE326C01017	19-May-21	Jaydev	3478	1885	1593	4,15,057	2,35,201	1609
INE326C01017	20-May-21	Jaydev	0	2393	-2393	-	3,00,396	16862
INE326C01017	19-May-21	Mahendrabhai	1000	1050	-50	1,23,970	1,28,429	396
INE336X01012	26-Apr-21	Avaniben	3000	3000	0	1,32,000	1,33,464	1464
INE336X01012	17-May-21	Avaniben	8000	8000	0	3,52,382	3,70,845	18463
INE336X01012	07-Jun-21	Avaniben	2104	2104	0	92,470	96,838	4368
INE336X01012	20-Jul-21	Avaniben	15000	18500	-3500	10,68,493	13,02,180	9314
INE336X01012	07-Jun-21	Himanshu	5200	5200	0	2,24,467	2,39,820	15354
INE336X01012	19-Jul-21	Himanshu	54871	27109	27762	33,16,259	17,06,036	33985
INE336X01012	20-Jul-21	Himanshu	1	41250	-41249	68	28,47,783	406445
INE336X01012	17-May-21	Jaydev	2500	2500	0	1,15,646	1,14,714	-932
INE336X01012	07-Jun-21	Jaydev	6300	6300	0	2,89,594	2,85,803	-3791
INE336X01012	19-Jul-21	Jaydev	35360	28165	7195	21,95,482	16,76,259	52572
INE336X01012	20-Jul-21	Jaydev	0	27600	-27600	-	19,05,592	243441
INE336X01012	20-Jul-21	Kokilaben	3000	14700	-11700	2,09,100	10,34,444	90875
INE336X01012	26-Apr-21	Raj	5103	5103	0	2,21,866	2,28,517	6651
INE336X01012	17-May-21	Raj	1000	1000	0	43,881	46,000	2119
INE336X01012	07-Jun-21	Raj	2296	2296	0	1,03,320	1,05,620	2300
INE336X01012	20-Jul-21	Raj	57500	72529	-15029	40,77,925	51,66,917	155868
INE338F01015	04-Jan-21	Avaniben	1035	1035	0	20,628	21,528	901
INE338F01015	15-Jan-21	Avaniben	0	3300	-3300	-	82,335	6505
INE338F01015	04-Jan-21	Himanshu	485	485	0	10,319	10,220	-99
INE338F01015	04-Jan-21	Jaydev	300	300	0	6,225	6,360	135
INE338F01015	13-Jan-21	Jaydev	1918	1217	701	46,114	26,923	-2337
INE338F01015	15-Jan-21	Jaydev	1129	1489	-360	27,989	37,435	948
INE338F01015	18-Jan-21	Jaydev	0	341	-341	-	8,165	-191

Scrip ISIN	Date	Client Name	Buy Qty.	Sell Qty.	Net Traded Qty.	Gross Buy Value (INR)	Gross Sell Value (INR)	Profit (INR)
INE338F01015	04-Jan-21	Kokilaben	512	512	0	9,993	10,650	657
INE338F01015	13-Jan-21	Kokilaben	1375	1375	0	32,135	31,358	-778
INE338F01015	15-Jan-21	Kokilaben	7000	7450	-450	1,71,113	1,90,932	9245
INE338F01015	04-Jan-21	Raj	15201	15201	0	3,01,162	3,16,925	15763
INE338F01015	13-Jan-21	Raj	14675	14675	0	3,24,724	3,47,476	22751
INE338F01015	15-Jan-21	Raj	1982	4621	-2639	48,735	1,17,485	6827
INE341H01023	22-Jun-21	Avaniben	1851	1851	0	23,138	24,415	1277
INE341H01023	22-Jun-21	Himanshu	60001	60001	0	7,32,907	7,80,779	47872
INE341H01023	22-Jun-21	Jaydev	5000	5000	0	63,682	66,255	2573
INE341H01023	13-Aug-21	Jaydev	0	1500	-1500	-	23,625	150
INE341H01023	22-Jun-21	Raj	10000	10000	0	1,28,949	1,29,096	148
INE344T01014	15-Jun-21	Raj	700	700	0	1,07,088	1,09,834	2746
INE347H01012	22-Jun-21	Avaniben	29520	29520	0	12,11,863	12,56,392	44530
INE347H01012	23-Jun-21	Avaniben	12500	12500	0	5,34,431	5,37,009	2578
INE347H01012	22-Jun-21	Himanshu	6657	6657	0	2,80,430	2,84,388	3958
INE347H01012	23-Jun-21	Himanshu	7500	7500	0	3,20,239	3,24,602	4363
INE347H01012	22-Jun-21	Jaydev	4152	4152	0	1,76,729	1,77,140	410
INE347H01012	23-Jun-21	Jaydev	480	480	0	20,336	20,856	520
INE347H01012	22-Jun-21	Mahendrabhai	7966	7966	0	3,25,348	3,35,905	10557
INE347H01012	22-Jun-21	Raj	23485	23485	0	9,51,658	10,03,969	52311
INE347H01012	23-Jun-21	Raj	16375	16375	0	6,99,731	7,07,473	7742
INE362C01012	12-Jul-21	Avaniben	6000	6000	0	4,72,166	4,70,973	-1193
INE362C01012	12-Jul-21	Himanshu	1000	12415	-11415	79,539	9,80,237	98075
INE362C01012	12-Jul-21	Jaydev	0	18477	-18477	-	14,59,346	109056
INE362C01012	12-Jul-21	Raj	4000	4000	0	3,14,971	3,13,532	-1439
INE363W01018	21-Jan-21	Avaniben	0	2500	-2500	-	64,765	1054
INE363W01018	12-Jan-21	Jaydev	1428	1428	0	38,840	40,303	1462
INE363W01018	12-Jan-21	Kokilaben	3500	3500	0	91,383	97,250	5867
INE363W01018	12-Jan-21	Raj	9635	9635	0	2,42,208	2,60,340	18132
INE368I01016	11-Aug-21	Himanshu	0	67404	-67404	-	36,19,984	248871
INE368I01016	11-Aug-21	Jaydev	0	4574	-4574	-	2,48,548	18407
INE374B01019	19-Oct-21	Himanshu	9435	9435	0	3,91,904	4,18,442	26538.4
INE374B01019	20-Oct-21	Himanshu	30485	30485	0	13,82,935	14,15,828	32893.35
INE383H01017	02-Jun-21	Avaniben	2500	2500	0	78,701	81,768	3067
INE383H01017	03-Jun-21	Avaniben	8500	8500	0	2,88,827	3,00,614	11787
INE383H01017	03-Jun-21	Himanshu	8550	8550	0	2,87,883	3,02,011	14128
INE383H01017	03-Jun-21	Jaydev	9600	9600	0	3,34,265	3,40,340	6075
INE383H01017	03-Jun-21	Kokilaben	2500	2500	0	85,975	88,800	2825
INE383H01017	02-Jun-21	Mahendrabhai	2500	2500	0	79,959	81,500	1542
INE383H01017	03-Jun-21	Mahendrabhai	12500	12500	0	4,28,452	4,42,993	14541
INE383H01017	02-Jun-21	Raj	10000	10000	0	3,08,909	3,23,972	15063

Scrip ISIN	Date	Client Name	Buy Qty.	Sell Qty.	Net Traded Qty.	Gross Buy Value (INR)	Gross Sell Value (INR)	Profit (INR)
INE383H01017	03-Jun-21	Raj	23000	23000	0	7,89,649	8,13,700	24052
INE383H01017	04-Jun-21	Raj	2780	2780	0	1,02,860	1,03,972	1112
INE385I01010	07-Oct-21	Himanshu	34752	34752	0	20,48,841	21,29,831	80990
INE389D01013	23-Jul-21	Avaniben	5500	5500	0	2,71,783	2,72,537	754
INE389D01013	18-Oct-21	Himanshu	6091	6091	0	2,76,381	2,85,918	9537.15
INE389D01013	23-Jul-21	Jaydev	5000	5000	0	2,41,260	2,45,125	3865
INE389D01013	23-Jul-21	Kokilaben	9190	9190	0	4,56,845	4,59,237	2392
INE389D01013	23-Jul-21	Mahendrabhai	12846	12846	0	5,99,394	6,28,568	29174
INE389D01013	23-Jul-21	Raj	21262	21262	0	9,93,929	10,48,582	54653
INE390G01014	01-Nov-21	Himanshu	37192	23692	13500	32,25,934	21,19,017	0
INE390G01014	02-Nov-21	Himanshu	0	13500	-13500	0	12,55,753	84799.71791
INE390G01014	02-Nov-21	Raj	13057	13057	0	12,05,544	12,07,188	1644.1
INE391D01019	25-May-21	Avaniben	7392	7392	0	7,52,231	7,81,605	29374
INE391D01019	28-May-21	Avaniben	7618	7618	0	8,20,998	8,46,844	25846
INE391D01019	28-May-21	Himanshu	1000	1000	0	1,05,916	1,10,832	4916
INE391D01019	25-May-21	Jaydev	3101	3101	0	3,27,605	3,27,826	221
INE391D01019	28-May-21	Jaydev	2924	2280	644	3,24,519	2,55,379	2334
INE391D01019	31-May-21	Jaydev	0	644	-644	-	72,395	921
INE391D01019	11-Feb-21	Kokilaben	340	340	0	34,678	35,352	674
INE391D01019	25-May-21	Mahendrabhai	5100	5100	0	5,33,841	5,40,405	6564
INE391D01019	11-Feb-21	Raj	3892	3892	0	3,96,590	4,03,461	6871
INE391D01019	28-May-21	Raj	4400	3400	1000	4,88,059	3,81,301	4164
INE391D01019	31-May-21	Raj	0	1000	-1000	-	1,13,031	2109
INE395H01011	04-Feb-21	Avaniben	50	50	0	1,900	1,905	5
INE395H01011	03-Mar-21	Avaniben	0	5000	-5000	-	1,89,300	2800
INE395H01011	19-Mar-21	Avaniben	4000	4000	0	1,51,999	1,56,043	4045
INE395H01011	23-Mar-21	Avaniben	6000	6000	0	2,48,305	2,52,269	3964
INE395H01011	27-Apr-21	Avaniben	14300	14300	0	5,47,800	5,79,833	32032
INE395H01011	01-Jan-21	Jaydev	314	314	0	11,659	12,059	400
INE395H01011	04-Feb-21	Jaydev	225	100	125	8,596	3,895	74
INE395H01011	05-Feb-21	Jaydev	0	125	-125	-	4,925	149
INE395H01011	02-Mar-21	Jaydev	1473	739	734	54,266	27,271	46
INE395H01011	03-Mar-21	Jaydev	1	735	-734	38	28,518	1439
INE395H01011	19-Mar-21	Jaydev	3728	1523	2205	1,45,019	61,240	1995
INE395H01011	22-Mar-21	Jaydev	0	2205	-2205	-	89,293	3519
INE395H01011	23-Mar-21	Jaydev	2618	2618	0	1,07,669	1,09,967	2298
INE395H01011	27-Apr-21	Jaydev	1241	1241	0	49,088	51,231	2143
INE395H01011	01-Jan-21	Kokilaben	700	700	0	25,515	26,487	972
INE395H01011	04-Feb-21	Kokilaben	3500	3500	0	1,30,181	1,33,583	3402
INE395H01011	03-Mar-21	Kokilaben	0	2000	-2000	-	77,102	3108
INE395H01011	23-Mar-21	Kokilaben	3000	2000	1000	1,25,448	84,270	638

Scrip ISIN	Date	Client Name	Buy Qty.	Sell Qty.	Net Traded Qty.	Gross Buy Value (INR)	Gross Sell Value (INR)	Profit (INR)
INE395H01011	24-Mar-21	Kokilaben	0	1000	-1000	-	42,011	194
INE395H01011	01-Jan-21	Raj	5443	5443	0	1,98,252	2,05,850	7598
INE395H01011	04-Feb-21	Raj	7504	7504	0	2,77,798	2,86,739	8941
INE395H01011	03-Mar-21	Raj	0	11030	-11030	-	4,23,479	16886
INE395H01011	19-Mar-21	Raj	7000	7000	0	2,62,771	2,75,911	13140
INE395H01011	23-Mar-21	Raj	16001	16001	0	6,39,446	6,68,129	28683
INE395H01011	27-Apr-21	Raj	3000	3000	0	1,17,612	1,21,400	3788
INE411D01015	02-Jun-21	Avaniben	1785	1785	0	1,40,985	1,43,172	2187
INE411D01015	23-Aug-21	Avaniben	0	217	-217	-	17,714	962
INE411D01015	27-Oct-21	Avaniben	5000	5000	0	4,24,896	4,12,311	0
INE411D01015	22-Jun-21	Himanshu	3000	3000	0	2,54,769	2,55,747	978
INE411D01015	18-Aug-21	Himanshu	18500	18500	0	15,10,748	15,27,801	17053
INE411D01015	23-Aug-21	Himanshu	2000	17776	-15776	1,64,995	14,61,639	79453
INE411D01015	26-Oct-21	Himanshu	56569	5882	50687	47,26,009	5,01,734	0
INE411D01015	27-Oct-21	Himanshu	0	12858	-12858	0	11,15,335	41124.30371
INE411D01015	27-Oct-21	Himanshu	2000	39829	-37829	1,74,725	34,58,908	124828.6821
INE411D01015	18-Aug-21	Jaydev	1700	1700	0	1,36,958	1,38,380	1422
INE411D01015	23-Aug-21	Jaydev	0	2541	-2541	-	2,10,761	13673
INE411D01015	02-Jun-21	Raj	4746	4746	0	3,72,061	3,78,332	6271
INE411D01015	22-Jun-21	Raj	3611	3611	0	3,06,927	3,06,549	-377
INE411D01015	27-Oct-21	Raj	7500	7500	0	6,36,433	6,24,103	0
INE412C01023	26-May-21	Avaniben	14331	10307	4024	6,91,620	5,09,092	11671
INE412C01023	27-May-21	Avaniben	0	4024	-4024	-	1,89,535	-4665
INE412C01023	26-May-21	Himanshu	1800	1800	0	84,057	89,010	4953
INE412C01023	05-May-21	Jaydev	1900	1900	0	80,249	83,510	3261
INE412C01023	26-May-21	Jaydev	3500	3500	0	1,74,289	1,71,469	-2820
INE412C01023	05-May-21	Raj	10000	10000	0	4,11,872	4,34,250	22378
INE412C01023	26-May-21	Raj	12600	12600	0	6,11,554	6,20,213	8659
INE415A01038	09-Apr-21	Raj	0	300	-300	-	51,751	-53
INE415A01038	12-May-21	Raj	900	900	0	1,92,142	1,88,550	-3592
INE417B01040	16-Mar-21	Avaniben	7422	7422	0	5,34,494	5,42,331	7837
INE417B01040	22-Mar-21	Avaniben	3016	3016	0	2,31,974	2,35,112	3138
INE417B01040	27-Apr-21	Avaniben	10000	10000	0	7,82,331	7,95,975	13644
INE417B01040	20-Sep-21	Himanshu	250	250	0	37,952	37,876	0
INE417B01040	07-Oct-21	Himanshu	13890	9562	4328	21,30,379	14,83,026	16454.29022
INE417B01040	08-Oct-21	Himanshu	21154	0	21154	32,69,272	0	0
INE417B01040	11-Oct-21	Himanshu	0	20378	-20378	0	33,97,132	251841.1177
INE417B01040	11-Oct-21	Himanshu	2950	8054	-5104	4,98,798	13,13,018	26431.49205
INE417B01040	29-Oct-21	Himanshu	2385	2385	0	3,51,530	3,57,117	5586.7
INE417B01040	01-Mar-21	Jaydev	276	151	125	18,652	10,171	-33
INE417B01040	02-Mar-21	Jaydev	0	125	-125	-	8,110	-337

Scrip ISIN	Date	Client Name	Buy Qty.	Sell Qty.	Net Traded Qty.	Gross Buy Value (INR)	Gross Sell Value (INR)	Profit (INR)
INE417B01040	16-Mar-21	Jaydev	904	904	0	65,088	67,994	2906
INE417B01040	23-Mar-21	Jaydev	0	587	-587	-	46,960	1789
INE417B01040	27-Apr-21	Jaydev	210	210	0	16,607	16,989	382
INE417B01040	22-Mar-21	Kokilaben	3500	3500	0	2,71,390	2,70,866	-524
INE417B01040	16-Mar-21	Mahendrabhai	3525	3525	0	2,57,738	2,63,331	5592
INE417B01040	22-Mar-21	Mahendrabhai	6527	6527	0	5,06,592	5,08,311	1719
INE417B01040	01-Mar-21	Raj	6099	6099	0	4,09,234	4,14,972	5738
INE417B01040	03-Mar-21	Raj	5750	5750	0	3,88,772	3,90,339	1566
INE417B01040	16-Mar-21	Raj	9528	9528	0	6,86,489	7,07,578	21089
INE417B01040	22-Mar-21	Raj	15333	15333	0	11,69,501	11,92,609	23108
INE417B01040	19-Apr-21	Raj	11	5011	-5000	822	3,72,104	-5639
INE419D01026	03-Feb-21	Avaniben	800	800	0	68,800	69,655	855
INE419D01026	05-Jul-21	Avaniben	5000	5000	0	7,22,268	7,22,500	232
INE419D01026	08-Sep-21	Avaniben	10000	10000	0	12,33,933	12,40,004	6072
INE419D01026	03-Feb-21	Himanshu	200	200	0	17,290	17,410	120
INE419D01026	05-Jul-21	Himanshu	3100	3100	0	4,42,663	4,47,952	5289
INE419D01026	08-Sep-21	Himanshu	0	15797	-15797	-	19,33,664	85306
INE419D01026	03-Feb-21	Jaydev	432	432	0	36,897	37,488	591
INE419D01026	05-Jul-21	Jaydev	2000	2000	0	2,89,650	2,89,400	-250
INE419D01026	03-Feb-21	Kokilaben	950	950	0	81,700	82,689	989
INE419D01026	05-Jul-21	Mahendrabhai	5000	5000	0	7,22,444	7,20,291	-2153
INE419D01026	03-Feb-21	Raj	7749	5739	2010	6,63,119	4,99,172	8058
INE419D01026	04-Feb-21	Raj	0	2010	-2010	-	1,79,176	7170
INE419D01026	05-Jul-21	Raj	14500	14500	0	20,75,895	20,95,326	19431
INE419D01026	08-Sep-21	Raj	5000	5000	0	6,15,114	6,19,453	4339
INE419M01019	18-May-21	Avaniben	7700	6700	1000	17,40,352	15,32,589	18257
INE419M01019	19-May-21	Avaniben	500	1500	-1000	1,14,061	3,42,334	2253
INE419M01019	18-May-21	Himanshu	350	350	0	79,164	80,155	991
INE419M01019	18-May-21	Jaydev	1824	1424	400	4,16,956	3,27,315	1796
INE419M01019	19-May-21	Jaydev	0	400	-400	-	93,300	1862
INE419M01019	18-May-21	Kokilaben	5000	5000	0	11,32,349	11,42,900	10552
INE419M01019	18-May-21	Mahendrabhai	2810	2810	0	6,36,545	6,41,665	5121
INE419M01019	18-May-21	Raj	9495	9495	0	21,08,457	21,66,328	57872
INE423D01010	11-May-21	Avaniben	4575	4575	0	4,31,427	4,61,426	29999
INE423D01010	11-May-21	Jaydev	2466	2916	-450	2,42,088	2,93,170	12649
INE423D01010	11-May-21	Kokilaben	2096	2096	0	2,06,978	2,16,875	9897
INE423D01010	11-May-21	Mahendrabhai	1105	1105	0	1,04,192	1,10,560	6368
INE423D01010	11-May-21	Raj	6205	6205	0	6,13,268	6,48,615	35347
INE451L01014	04-Feb-21	Avaniben	100	100	0	11,290	11,350	60
INE451L01014	22-Jul-21	Avaniben	15000	15000	0	15,18,323	15,43,774	25451
INE451L01014	05-Jan-21	Himanshu	300	300	0	29,975	30,285	310

Scrip ISIN	Date	Client Name	Buy Qty.	Sell Qty.	Net Traded Qty.	Gross Buy Value (INR)	Gross Sell Value (INR)	Profit (INR)
INE451L01014	04-Feb-21	Himanshu	130	130	0	14,739	14,885	146
INE451L01014	14-Jun-21	Himanshu	5000	5000	0	4,84,119	4,96,125	12006
INE451L01014	25-Jun-21	Himanshu	13052	12902	150	12,20,869	12,30,341	23503
INE451L01014	28-Jun-21	Himanshu	0	150	-150	-	15,000	969
INE451L01014	22-Jul-21	Himanshu	61000	61000	0	57,85,787	61,15,921	330134
INE451L01014	03-Sep-21	Himanshu	23327	23327	0	22,07,211	22,79,459	72249
INE451L01014	09-Sep-21	Himanshu	0	2444	-2444	-	2,28,966	1355
INE451L01014	13-Sep-21	Himanshu	1449	1449	0	1,34,364	1,34,757	0
INE451L01014	15-Sep-21	Himanshu	11048	0	11048	10,19,372	0	0
INE451L01014	16-Sep-21	Himanshu	0	2500	-2500	0	2,38,500	7831.032766
INE451L01014	16-Sep-21	Himanshu	0	8548	-8548	0	8,14,372	25669.06723
INE451L01014	29-Sep-21	Himanshu	16645	610	16035	15,34,532	56,258	0
INE451L01014	30-Sep-21	Himanshu	0	219	-219	0	21,100	910.2058126
INE451L01014	30-Sep-21	Himanshu	4000	19816	-15816	3,83,818	18,88,196	48945.67302
INE451L01014	10-Nov-21	Himanshu	3304	0	3304	2,94,006	0	0
INE451L01014	12-Nov-21	Himanshu	2000	3000	-1000	1,78,304	2,71,169	4025.421719
INE451L01014	12-Nov-21	Himanshu	1000	3304	-2304	89,113	3,00,664	6384.928281
INE451L01014	05-Jan-21	Jaydev	260	260	0	26,009	26,207	198
INE451L01014	04-Feb-21	Jaydev	414	719	-305	45,783	79,627	1241
INE451L01014	14-Jun-21	Jaydev	1500	1500	0	1,47,519	1,48,200	681
INE451L01014	25-Jun-21	Jaydev	3043	3043	0	2,88,840	2,92,179	3339
INE451L01014	22-Jul-21	Jaydev	25583	17583	8000	25,52,430	17,56,670	2404
INE451L01014	23-Jul-21	Jaydev	0	8000	-8000	-	8,73,200	75035
INE451L01014	03-Sep-21	Jaydev	251	251	0	24,723	24,623	-100
INE451L01014	05-Jan-21	Kokilaben	200	200	0	19,790	19,940	150
INE451L01014	04-Feb-21	Kokilaben	300	393	-93	33,750	44,029	328
INE451L01014	11-Feb-21	Kokilaben	300	300	0	32,204	31,590	-614
INE451L01014	04-Jun-21	Kokilaben	5500	5500	0	4,95,769	5,14,044	18275
INE451L01014	22-Jul-21	Kokilaben	3000	3000	0	3,10,350	3,11,717	1367
INE451L01014	05-Jan-21	Mahendrabhai	0	4900	-4900	-	4,91,411	14776
INE451L01014	04-Feb-21	Mahendrabhai	627	627	0	69,972	70,876	904
INE451L01014	22-Jul-21	Mahendrabhai	10910	10910	0	10,81,860	10,89,059	7199
INE451L01014	05-Jan-21	Raj	200	200	0	19,800	20,070	270
INE451L01014	04-Feb-21	Raj	6239	6239	0	6,91,123	7,04,736	13613
INE451L01014	11-Feb-21	Raj	1883	1883	0	1,99,332	2,02,085	2753
INE451L01014	27-Apr-21	Raj	0	4500	-4500	-	3,99,204	24665
INE451L01014	14-Jun-21	Raj	5000	5000	0	4,88,268	4,97,988	9720
INE451L01014	22-Jul-21	Raj	31000	31000	0	31,45,270	31,68,806	23537
INE451L01014	03-Sep-21	Raj	1000	1000	0	97,000	96,550	-450
INE451L01014	12-Nov-21	Raj	1000	0	1000	91,750	0	0
INE453D01025	02-Jul-21	Avaniben	25000	25000	0	10,49,843	10,68,295	18452

Scrip ISIN	Date	Client Name	Buy Qty.	Sell Qty.	Net Traded Qty.	Gross Buy Value (INR)	Gross Sell Value (INR)	Profit (INR)
INE453D01025	02-Jul-21	Himanshu	20000	20000	0	8,35,525	8,56,000	20475
INE453D01025	09-Mar-21	Jaydev	1272	1772	-500	37,717	53,756	1264
INE453D01025	02-Jul-21	Jaydev	17571	17571	0	7,49,044	7,50,029	986
INE453D01025	09-Mar-21	Raj	0	2000	-2000	-	60,600	1200
INE453D01025	04-May-21	Raj	0	3000	-3000	-	90,812	406
INE453D01025	02-Jul-21	Raj	25000	25000	0	10,47,767	10,65,234	17467
INE458B01036	04-Aug-21	Avaniben	10000	10000	0	5,00,608	5,12,284	11676
INE458B01036	24-Aug-21	Avaniben	11500	11500	0	5,82,363	5,91,040	8678
INE458B01036	02-Sep-21	Avaniben	5000	5000	0	2,81,377	2,76,746	-4631
INE458B01036	24-Aug-21	Himanshu	4000	4000	0	2,07,608	2,08,067	459
INE458B01036	02-Sep-21	Himanshu	15805	45310	-29505	8,90,722	25,32,157	128844
INE458B01036	14-Sep-21	Himanshu	12000	12000	0	6,42,485	6,46,830	0
INE458B01036	23-Sep-21	Himanshu	20000	9364	10636	9,76,800	4,65,926	0
INE458B01036	24-Sep-21	Himanshu	0	10636	-10636	0	5,46,097	26634.74728
INE458B01036	06-Oct-21	Himanshu	26678	23879	2799	13,71,574	12,52,746	25074.68537
INE458B01036	07-Oct-21	Himanshu	0	2799	-2799	0	1,42,692	-1210.43537
INE458B01036	10-Nov-21	Himanshu	37610	22320	15290	18,99,166	11,45,666	0
INE458B01036	11-Nov-21	Himanshu	0	11870	-11870	0	5,79,759	19632.34899
INE458B01036	04-Aug-21	Jaydev	1050	1050	0	53,613	53,657	44
INE458B01036	24-Aug-21	Jaydev	1650	1650	0	83,205	83,985	780
INE458B01036	02-Sep-21	Jaydev	0	2500	-2500	-	1,37,500	4247
INE458B01036	04-Aug-21	Raj	5000	5000	0	2,57,715	2,55,070	-2646
INE458B01036	24-Aug-21	Raj	15872	15872	0	7,73,404	7,98,855	25451
INE458B01036	02-Sep-21	Raj	31500	31500	0	17,66,111	17,59,031	-7080
INE467D01017	19-May-21	Avaniben	3325	2086	1239	1,33,186	92,836	9279
INE467D01017	20-May-21	Avaniben	640	1879	-1239	28,539	89,362	11194
INE467D01017	20-May-21	Jaydev	256	1840	-1584	11,994	89,974	8118
INE467D01017	19-May-21	Kokilaben	4250	3057	1193	1,86,811	1,36,127	1755
INE467D01017	20-May-21	Kokilaben	0	1193	-1193	-	58,700	6261
INE467D01017	19-May-21	Mahendrabhai	4070	4070	0	1,76,048	1,81,195	5147
INE467D01017	19-May-21	Raj	5701	5701	0	2,20,734	2,52,621	31887
INE467D01017	20-May-21	Raj	1550	1550	0	71,756	74,689	2933
INE486D01017	09-Jun-21	Avaniben	0	2190	-2190	-	3,65,974	17065
INE486D01017	10-Jun-21	Avaniben	2000	2000	0	3,33,961	3,35,484	1523
INE486D01017	09-Jun-21	Himanshu	5050	5050	0	8,16,866	8,41,764	24898
INE486D01017	09-Jun-21	Jaydev	3508	3233	275	5,77,548	5,37,337	7652
INE486D01017	10-Jun-21	Jaydev	0	1619	-1619	-	2,71,202	5950
INE486D01017	09-Jun-21	Kokilaben	2000	2000	0	3,29,467	3,31,000	1533
INE486D01017	09-Jun-21	Mahendrabhai	787	1017	-230	1,26,964	1,68,969	5113
INE486D01017	09-Jun-21	Raj	4850	10850	-6000	7,99,546	18,11,059	55280
INE486Y01013	15-Jun-21	Himanshu	2220	2220	0	1,95,838	2,13,006	17169

Scrip ISIN	Date	Client Name	Buy Qty.	Sell Qty.	Net Traded Qty.	Gross Buy Value (INR)	Gross Sell Value (INR)	Profit (INR)
INE486Y01013	21-Jun-21	Himanshu	4714	4714	0	4,32,389	4,46,951	14562
INE486Y01013	15-Jun-21	Jaydev	524	524	0	49,278	51,064	1786
INE486Y01013	15-Jun-21	Raj	5950	5950	0	5,43,936	5,70,010	26074
INE497D01022	08-Jan-21	Avaniben	6238	6238	0	2,44,348	2,48,922	4574
INE497D01022	05-Feb-21	Avaniben	1010	2210	-1200	35,319	77,867	521
INE497D01022	08-Feb-21	Avaniben	0	1350	-1350	-	48,398	1150
INE497D01022	01-Jan-21	Himanshu	150	151	-1	5,755	5,798	5
INE497D01022	08-Feb-21	Himanshu	0	380	-380	-	13,507	106
INE497D01022	08-Jan-21	Jaydev	1620	570	1050	63,316	23,128	850
INE497D01022	11-Jan-21	Jaydev	1	1051	-1050	39	43,559	2482
INE497D01022	04-Feb-21	Jaydev	1164	236	928	40,883	8,235	-54
INE497D01022	05-Feb-21	Jaydev	1215	795	420	42,321	28,299	507
INE497D01022	08-Feb-21	Jaydev	241	423	-182	8,490	14,872	67
INE497D01022	09-Feb-21	Jaydev	4	1170	-1166	137	39,307	-1637
INE497D01022	08-Jan-21	Kokilaben	3500	3500	0	1,33,403	1,40,710	7307
INE497D01022	04-Feb-21	Kokilaben	2000	150	1850	69,484	5,250	39
INE497D01022	05-Feb-21	Kokilaben	0	71	-71	-	2,517	50
INE497D01022	08-Feb-21	Kokilaben	0	1779	-1779	-	63,155	1349
INE497D01022	01-Jan-21	Raj	1000	1000	0	38,000	38,600	600
INE497D01022	08-Jan-21	Raj	19090	19090	0	7,34,765	7,60,241	25475
INE497D01022	04-Feb-21	Raj	21710	7964	13746	7,41,742	2,80,187	8090
INE497D01022	05-Feb-21	Raj	1000	14746	-13746	34,827	5,22,086	17615
INE511Y01018	05-Jan-21	Avaniben	3600	3600	0	2,97,673	3,02,510	4837
INE511Y01018	11-Jan-21	Avaniben	4133	4133	0	3,69,779	3,77,477	7698
INE511Y01018	06-May-21	Avaniben	2500	2500	0	2,30,320	2,49,602	19282
INE511Y01018	02-Jul-21	Avaniben	5339	5339	0	6,68,413	6,76,145	7732
INE511Y01018	13-Jul-21	Avaniben	16000	16000	0	20,19,671	20,49,686	30015
INE511Y01018	25-Oct-21	Himanshu	1501	1501	0	2,10,641	2,17,691	210641
INE511Y01018	26-Oct-21	Himanshu	18855	18855	0	29,07,040	28,68,001	-39039.25
INE511Y01018	05-Jan-21	Jaydev	480	410	70	39,511	33,624	-125
INE511Y01018	06-Jan-21	Jaydev	0	70	-70	-	5,950	188
INE511Y01018	11-Jan-21	Jaydev	626	626	0	57,022	58,406	1383
INE511Y01018	12-Feb-21	Jaydev	300	300	0	26,093	25,877	-216
INE511Y01018	06-May-21	Jaydev	1300	1300	0	1,29,779	1,29,888	108
INE511Y01018	02-Jul-21	Jaydev	1500	1500	0	1,89,605	1,89,975	370
INE511Y01018	13-Jul-21	Jaydev	4900	4900	0	6,22,742	6,27,977	5234
INE511Y01018	05-Jan-21	Kokilaben	1500	1500	0	1,23,600	1,24,225	625
INE511Y01018	11-Jan-21	Kokilaben	2000	2000	0	1,79,272	1,82,581	3309
INE511Y01018	06-May-21	Kokilaben	2500	2500	0	2,36,157	2,51,250	15093
INE511Y01018	05-Jan-21	Mahendrabhai	865	865	0	71,128	72,481	1353
INE511Y01018	11-Jan-21	Mahendrabhai	850	850	0	75,577	77,618	2041

Scrip ISIN	Date	Client Name	Buy Qty.	Sell Qty.	Net Traded Qty.	Gross Buy Value (INR)	Gross Sell Value (INR)	Profit (INR)
INE511Y01018	06-May-21	Mahendrabhai	2550	2550	0	2,48,545	2,56,681	8136
INE511Y01018	13-Jul-21	Mahendrabhai	5000	5000	0	6,39,425	6,41,500	2075
INE511Y01018	05-Jan-21	Raj	235	235	0	19,499	19,771	272
INE511Y01018	11-Jan-21	Raj	10466	10466	0	9,20,841	9,49,546	28704
INE511Y01018	12-Feb-21	Raj	825	825	0	70,600	72,112	1512
INE511Y01018	06-May-21	Raj	571	571	0	55,974	57,718	1744
INE511Y01018	02-Jul-21	Raj	13000	13000	0	16,26,149	16,46,764	20615
INE511Y01018	13-Jul-21	Raj	10000	10000	0	12,61,094	12,80,375	19281
INE515C01023	17-May-21	Avaniben	0	5000	-5000	-	1,07,005	13322
INE515C01023	22-Jun-21	Avaniben	5000	5000	0	1,17,500	1,18,792	1292
INE515C01023	22-Jun-21	Himanshu	27680	27680	0	6,19,496	6,52,365	32868
INE515C01023	22-Jun-21	Jaydev	5239	5239	0	1,24,263	1,26,050	1787
INE515C01023	17-May-21	Mahendrabhai	0	5000	-5000	-	1,06,745	9245
INE515C01023	17-May-21	Raj	0	5000	-5000	-	1,05,250	12892
INE515C01023	22-Jun-21	Raj	15304	15304	0	3,53,870	3,63,754	9885
INE528K01029	08-Jan-21	Avaniben	0	5913	-5913	-	2,36,516	8590
INE528K01029	27-Apr-21	Avaniben	12000	12000	0	5,26,004	5,40,007	14003
INE528K01029	08-Jan-21	Himanshu	500	500	0	19,500	20,460	960
INE528K01029	08-Jan-21	Jaydev	900	900	0	35,270	35,886	615
INE528K01029	18-Feb-21	Jaydev	1551	1551	0	63,171	63,844	673
INE528K01029	27-Apr-21	Jaydev	200	200	0	8,820	9,070	250
INE528K01029	18-Feb-21	Kokilaben	2500	2500	0	1,00,948	1,01,756	808
INE528K01029	08-Jan-21	Mahendrabhai	0	5088	-5088	-	2,03,189	10654
INE528K01029	21-Jan-21	Mahendrabhai	714	233	481	29,014	9,370	93
INE528K01029	22-Jan-21	Mahendrabhai	757	618	139	29,014	23,937	-816
INE528K01029	25-Jan-21	Mahendrabhai	33	270	-237	1,226	10,151	-557
INE528K01029	27-Jan-21	Mahendrabhai	21	42	-21	769	1,589	-99
INE528K01029	28-Jan-21	Mahendrabhai	33	33	0	1,206	1,238	-97
INE528K01029	29-Jan-21	Mahendrabhai	33	1608	-1575	1,209	63,017	-409
INE528K01029	08-Jan-21	Raj	0	5500	-5500	-	2,19,272	9484
INE528K01029	18-Feb-21	Raj	10500	10500	0	4,21,457	4,26,831	5374
INE528K01029	09-Aug-21	Raj	5500	5500	0	3,51,912	3,52,647	735
INE529F01035	10-May-21	Avaniben	0	7297	-7297	-	2,76,236	26611
INE529F01035	10-May-21	Himanshu	0	2200	-2200	-	83,936	6701
INE529F01035	10-May-21	Jaydev	0	3000	-3000	-	1,14,750	9333
INE529F01035	17-Jun-21	Jaydev	4012	3662	350	1,99,209	1,79,669	-2060
INE529F01035	18-Jun-21	Jaydev	11353	13912	-2559	5,47,413	6,64,517	-6270
INE529F01035	10-May-21	Mahendrabhai	0	6500	-6500	-	2,48,053	22968
INE529F01035	02-Mar-21	Raj	0	5000	-5000	-	1,90,266	6460
INE529F01035	10-May-21	Raj	0	700	-700	-	26,460	1960
INE529I01021	27-May-21	Avaniben	3500	3500	0	2,37,963	2,41,536	3573

Scrip ISIN	Date	Client Name	Buy Qty.	Sell Qty.	Net Traded Qty.	Gross Buy Value (INR)	Gross Sell Value (INR)	Profit (INR)
INE529I01021	02-Jun-21	Avaniben	5000	5000	0	3,48,969	3,56,344	7375
INE529I01021	27-May-21	Himanshu	1400	1400	0	92,784	96,740	3956
INE529I01021	16-Jun-21	Himanshu	800	12000	-11200	59,672	9,05,016	29135
INE529I01021	07-Jul-21	Himanshu	32387	32387	0	25,10,302	25,34,556	24254
INE529I01021	10-Aug-21	Himanshu	0	1000	-1000	-	96,314	-86
INE529I01021	27-May-21	Jaydev	700	700	0	48,085	48,650	565
INE529I01021	16-Jun-21	Jaydev	4000	4000	0	3,00,970	3,01,750	780
INE529I01021	07-Jul-21	Jaydev	8408	8408	0	6,60,544	6,60,000	-544
INE529I01021	02-Jun-21	Kokilaben	1400	1400	0	98,689	99,422	733
INE529I01021	02-Jun-21	Mahendrabhai	3531	3531	0	2,47,114	2,50,878	3764
INE529I01021	27-May-21	Raj	7000	7000	0	4,64,873	4,84,054	19181
INE529I01021	02-Jun-21	Raj	5000	5000	0	3,43,701	3,57,216	13515
INE529I01021	16-Jun-21	Raj	0	15000	-15000	-	11,30,262	22037
INE539B01017	02-Jul-21	Avaniben	11500	11500	0	7,21,298	7,26,367	5069
INE539B01017	16-Aug-21	Himanshu	6454	36546	-30092	4,75,921	27,31,990	264052
INE539B01017	02-Jul-21	Jaydev	6000	6000	0	3,75,903	3,78,528	2625
INE539B01017	02-Jul-21	Mahendrabhai	10000	10000	0	6,27,927	6,30,190	2263
INE539B01017	02-Jul-21	Raj	21219	21219	0	13,09,995	13,43,724	33729
INE561C01019	27-Apr-21	Avaniben	9000	9000	0	7,00,223	7,29,308	29085
INE561C01019	14-Jul-21	Himanshu	0	30000	-30000	-	36,17,712	337715
INE561C01019	30-Jul-21	Himanshu	2500	2500	0	3,26,355	3,26,200	-155
INE561C01019	11-Aug-21	Himanshu	3000	3000	0	3,40,997	3,41,609	612
INE561C01019	30-Sep-21	Himanshu	816	0	816	1,15,416	0	0
INE561C01019	01-Oct-21	Himanshu	0	816	-816	0	1,16,743	1327.55
INE561C01019	05-Oct-21	Himanshu	15250	4663	10587	23,52,653	7,38,715	0
INE561C01019	06-Oct-21	Himanshu	2000	12587	-10587	3,36,378	21,03,101	133441.4219
INE561C01019	23-Feb-21	Jaydev	692	8	684	56,148	652	3
INE561C01019	24-Feb-21	Jaydev	0	684	-684	-	56,654	1155
INE561C01019	08-Mar-21	Jaydev	506	6	500	41,603	494	1
INE561C01019	09-Mar-21	Jaydev	0	500	-500	-	41,890	781
INE561C01019	01-Apr-21	Jaydev	305	305	0	23,486	23,617	130
INE561C01019	08-Apr-21	Jaydev	300	300	0	24,938	25,395	458
INE561C01019	27-Apr-21	Jaydev	200	200	0	16,015	16,590	575
INE561C01019	05-May-21	Jaydev	470	470	0	40,008	40,585	576
INE561C01019	14-Jul-21	Jaydev	0	12750	-12750	-	15,29,850	92659
INE561C01019	30-Jul-21	Jaydev	500	500	0	65,694	65,500	-194
INE561C01019	30-Aug-21	Jaydev	0	500	-500	-	62,501	-449
INE561C01019	05-May-21	Kokilaben	4000	4000	0	3,26,603	3,43,650	17047
INE561C01019	23-Feb-21	Raj	3794	3794	0	3,03,954	3,09,009	5055
INE561C01019	08-Mar-21	Raj	7130	7130	0	5,78,475	5,86,138	7662
INE561C01019	01-Apr-21	Raj	1801	1801	0	1,37,540	1,39,168	1628

Scrip ISIN	Date	Client Name	Buy Qty.	Sell Qty.	Net Traded Qty.	Gross Buy Value (INR)	Gross Sell Value (INR)	Profit (INR)
INE561C01019	09-Apr-21	Raj	3662	3662	0	3,11,221	3,13,929	2708
INE561C01019	13-Apr-21	Raj	2100	2100	0	1,64,214	1,65,587	1373
INE561C01019	05-May-21	Raj	1250	1250	0	1,02,928	1,06,125	3197
INE561C01019	14-Jul-21	Raj	2000	2000	0	2,42,079	2,40,302	-1776
INE561C01019	05-Aug-21	Raj	1000	1000	0	1,31,773	1,28,753	-3020
INE561C01019	26-Aug-21	Raj	1888	1888	0	2,33,572	2,38,643	5071
INE561M01018	14-Jul-21	Avaniben	15000	15000	0	11,13,179	11,48,373	35193
INE561M01018	06-Sep-21	Avaniben	2500	2500	0	2,20,978	2,18,473	-2506
INE561M01018	29-Jun-21	Himanshu	20000	20000	0	12,24,523	12,48,379	23856
INE561M01018	09-Jul-21	Himanshu	16050	16050	0	10,68,508	11,22,928	54420
INE561M01018	30-Aug-21	Himanshu	6010	6010	0	5,16,842	5,10,443	-6398
INE561M01018	09-Jul-21	Jaydev	1421	1421	0	98,214	99,353	1139
INE561M01018	14-Jul-21	Jaydev	4500	4500	0	3,43,679	3,45,800	2121
INE561M01018	30-Aug-21	Jaydev	0	1500	-1500	-	1,29,000	5413
INE561M01018	06-Sep-21	Jaydev	1500	1500	0	1,32,592	1,33,058	466
INE561M01018	14-Jul-21	Kokilaben	6893	6893	0	5,14,238	5,29,427	15189
INE561M01018	14-Jul-21	Mahendrabhai	5000	5000	0	3,69,767	3,83,250	13483
INE561M01018	29-Jun-21	Raj	7250	7250	0	4,56,040	4,61,524	5484
INE561M01018	09-Jul-21	Raj	3000	3000	0	2,12,123	2,13,128	1005
INE561M01018	14-Jul-21	Raj	17037	16394	643	13,03,407	12,69,131	14916
INE561M01018	22-Jul-21	Raj	0	643	-643	-	50,893	1701
INE561M01018	30-Aug-21	Raj	3000	3000	0	2,58,000	2,55,158	-2842
INE561M01018	06-Sep-21	Raj	3000	3000	0	2,62,417	2,66,125	3708
INE569C01020	01-Jan-21	Avaniben	4232	4232	0	97,971	99,477	1506
INE569C01020	08-Jan-21	Avaniben	5000	5000	0	1,24,312	1,28,147	3835
INE569C01020	01-Feb-21	Avaniben	0	2102	-2102	-	52,559	1131
INE569C01020	01-Jan-21	Himanshu	600	600	0	13,890	14,130	240
INE569C01020	29-Oct-21	Himanshu	40533	25000	15533	11,11,351	7,23,338	0
INE569C01020	01-Nov-21	Himanshu	0	15533	-15533	0	4,69,198	43307.11234
INE569C01020	01-Jan-21	Jaydev	500	300	200	11,682	7,065	56
INE569C01020	04-Jan-21	Jaydev	0	200	-200	-	4,850	177
INE569C01020	08-Jan-21	Jaydev	1900	1900	0	47,755	48,930	1175
INE569C01020	14-Jan-21	Jaydev	980	980	0	25,547	25,476	-72
INE569C01020	16-Mar-21	Jaydev	950	950	0	23,114	23,608	493
INE569C01020	01-Jan-21	Kokilaben	500	500	0	11,519	11,775	256
INE569C01020	14-Jan-21	Kokilaben	4000	4000	0	98,835	1,03,981	5146
INE569C01020	14-Jan-21	Mahendrabhai	7414	8800	-1386	1,82,802	2,30,342	12921
INE569C01020	16-Feb-21	Mahendrabhai	0	120	-120	-	2,784	-31
INE569C01020	17-Feb-21	Mahendrabhai	21	21	0	470	476	-22
INE569C01020	18-Feb-21	Mahendrabhai	66	1452	-1386	1,530	33,765	-257
INE569C01020	01-Jan-21	Raj	5000	5000	0	1,14,953	1,18,000	3047

Scrip ISIN	Date	Client Name	Buy Qty.	Sell Qty.	Net Traded Qty.	Gross Buy Value (INR)	Gross Sell Value (INR)	Profit (INR)
INE569C01020	08-Jan-21	Raj	28587	28587	0	6,93,713	7,33,636	39923
INE569C01020	14-Jan-21	Raj	19020	19020	0	4,86,952	4,97,568	10615
INE569C01020	29-Jan-21	Raj	9378	3903	5475	2,28,857	95,996	749
INE569C01020	01-Feb-21	Raj	0	5475	-5475	-	1,37,226	3616
INE569C01020	16-Mar-21	Raj	11936	11936	0	2,82,183	2,91,688	9505
INE570D01018	27-Oct-21	Himanshu	13053	0	13053	14,97,719	0	0
INE570D01018	28-Oct-21	Himanshu	0	1981	-1981	0	2,45,374	18071.78125
INE570D01018	28-Oct-21	Himanshu	1000	12072	-11072	1,26,013	14,84,625	88195.96875
INE570D01018	02-Nov-21	Himanshu	17000	17000	0	20,28,238	20,60,442	32204.6
INE573R01012	12-Jan-21	Avaniben	1000	1000	0	68,000	68,552	552
INE573R01012	18-Mar-21	Avaniben	4620	4620	0	2,78,806	2,87,142	8337
INE573R01012	11-Jun-21	Avaniben	500	500	0	32,160	33,350	1190
INE573R01012	14-Jun-21	Avaniben	3000	3000	0	2,12,963	2,15,200	2237
INE573R01012	19-Jan-21	Himanshu	110	110	0	7,262	7,238	-24
INE573R01012	11-Jun-21	Himanshu	11000	11000	0	6,92,831	7,34,891	42061
INE573R01012	14-Jun-21	Himanshu	2000	2000	0	1,39,631	1,39,144	-487
INE573R01012	19-Oct-21	Himanshu	56578	56578	0	33,03,018	33,53,327	50308.45
INE573R01012	20-Oct-21	Himanshu	40000	35000	5000	23,65,027	21,70,979	101580.925
INE573R01012	21-Oct-21	Himanshu	0	763	-763	0	49,484	4371.417605
INE573R01012	21-Oct-21	Himanshu	58968	63205	-4237	38,64,828	39,97,323	118020.4926
INE573R01012	12-Jan-21	Jaydev	250	250	0	17,272	17,105	-167
INE573R01012	18-Mar-21	Jaydev	725	725	0	44,982	45,003	20
INE573R01012	11-Jun-21	Jaydev	15950	15950	0	10,65,114	10,73,066	7952
INE573R01012	12-Jan-21	Raj	5000	5000	0	3,37,443	3,45,031	7588
INE573R01012	19-Jan-21	Raj	1515	1515	0	98,747	99,974	1227
INE573R01012	18-Mar-21	Raj	500	500	0	31,000	31,075	75
INE573R01012	11-Jun-21	Raj	15180	15180	0	9,84,836	10,18,891	34055
INE573R01012	14-Jun-21	Raj	12500	12500	0	8,71,042	8,82,093	11051
INE575C01027	22-Jun-21	Avaniben	2500	2500	0	1,44,636	1,47,150	2514
INE575C01027	08-Jul-21	Avaniben	0	4800	-4800	-	3,73,200	30903
INE575C01027	22-Jun-21	Himanshu	2150	2150	0	1,24,624	1,26,850	2226
INE575C01027	08-Jul-21	Himanshu	0	33926	-33926	-	26,45,563	337368
INE575C01027	22-Jun-21	Jaydev	4500	4500	0	2,65,505	2,61,335	-4170
INE575C01027	08-Jul-21	Jaydev	0	13571	-13571	-	10,57,807	103100
INE575C01027	22-Jun-21	Mahendrabhai	4000	4000	0	2,32,000	2,34,763	2763
INE575C01027	08-Jul-21	Mahendrabhai	4000	4000	0	3,12,088	3,08,000	-4088
INE575C01027	16-Feb-21	Raj	2281	2281	0	95,649	98,342	2693
INE575C01027	22-Jun-21	Raj	28041	28041	0	16,12,960	16,57,661	44701
INE575C01027	08-Jul-21	Raj	0	8000	-8000	-	6,24,208	55618
INE575I01016	09-Aug-21	Himanshu	26713	26713	0	8,14,693	8,50,042	35349
INE575I01016	06-Sep-21	Himanshu	0	49091	-49091	-	16,35,421	239363

Scrip ISIN	Date	Client Name	Buy Qty.	Sell Qty.	Net Traded Qty.	Gross Buy Value (INR)	Gross Sell Value (INR)	Profit (INR)
INE575I01016	05-Oct-21	Himanshu	15850	15850	0	4,70,725	4,92,442	21717.3
INE575I01016	14-Oct-21	Himanshu	94584	62057	32527	29,59,453	20,70,287	0
INE575I01016	18-Oct-21	Himanshu	5000	37527	-32527	1,86,250	13,95,465	191473.0007
INE575I01016	09-Aug-21	Jaydev	5000	5000	0	1,54,768	1,56,950	2182
INE575I01016	18-Oct-21	Raj	13000	13000	0	4,96,074	4,80,666	-15407.8
INE577L01016	09-Aug-21	Himanshu	0	18260	-18260	-	22,62,803	223352
INE577L01016	17-Aug-21	Himanshu	13126	13126	0	15,15,713	15,49,646	33933
INE577L01016	17-Aug-21	Jaydev	1000	1000	0	1,13,564	1,14,865	1301
INE579B01039	29-Jun-21	Avaniben	500	2066	-1566	26,425	1,08,638	3669
INE579B01039	30-Jun-21	Avaniben	5300	5734	-434	2,85,735	3,12,980	9333
INE579B01039	14-Jul-21	Avaniben	0	2000	-2000	-	1,08,000	2089
INE579B01039	29-Jun-21	Himanshu	2000	19500	-17500	1,02,070	10,16,059	92043
INE579B01039	29-Jun-21	Jaydev	16284	5811	10473	8,47,021	3,07,934	60
INE579B01039	30-Jun-21	Jaydev	0	10578	-10578	-	5,69,141	19031
INE579B01039	29-Jun-21	Raj	7825	11462	-3637	4,08,631	6,03,521	13894
INE579B01039	30-Jun-21	Raj	4000	5260	-1260	2,14,836	2,87,656	10770
INE579B01039	13-Jul-21	Raj	0	603	-603	-	30,150	-1592
INE579B01039	14-Jul-21	Raj	0	1000	-1000	-	55,100	2460
INE592B01016	07-Oct-21	Himanshu	26204	26204	0	19,40,326	20,25,971	85644.8
INE592B01016	12-Oct-21	Himanshu	54314	34021	20293	42,05,823	27,60,572	126144.3466
INE592B01016	18-Oct-21	Himanshu	0	2649	-2649	0	2,18,706	13580.21149
INE592B01016	18-Oct-21	Himanshu	76123	46652	29471	62,44,280	38,47,972	61486.72113
INE592B01016	19-Oct-21	Himanshu	0	20763	-20763	0	17,90,905	105686.8263
INE592B01016	19-Oct-21	Himanshu	10000	36352	-26352	8,73,439	31,50,354	138068.5445
INE594B01012	03-Jun-21	Avaniben	5000	5000	0	2,56,311	2,65,028	8717
INE594B01012	11-Oct-21	Himanshu	26648	0	26648	20,20,381	0	0
INE594B01012	12-Oct-21	Himanshu	0	26648	-26648	0	21,96,330	175949.5
INE594B01012	03-Jun-21	Mahendrabhai	4000	4000	0	2,07,298	2,10,729	3432
INE594B01012	08-Apr-21	Raj	8325	8325	0	3,16,117	3,25,702	9585
INE594B01012	03-Jun-21	Raj	5300	5300	0	2,68,626	2,81,002	12376
INE595R01023	10-Aug-21	Himanshu	30399	109129	-78730	3,36,464	12,07,759	170206
INE595R01023	10-Aug-21	Jaydev	10000	30000	-20000	1,12,675	3,29,905	30877
INE595R01023	10-Aug-21	Raj	0	10000	-10000	-	1,09,000	17726
INE606A01024	25-May-21	Avaniben	16000	16000	0	4,41,530	4,75,026	33496
INE606A01024	01-Jul-21	Avaniben	5000	5000	0	1,70,507	1,73,220	2713
INE606A01024	25-May-21	Himanshu	3000	3000	0	85,799	88,500	2701
INE606A01024	27-May-21	Himanshu	2500	2500	0	75,589	76,838	1250
INE606A01024	01-Sep-21	Himanshu	3500	3500	0	1,13,608	1,16,098	2490
INE606A01024	25-May-21	Jaydev	5050	5050	0	1,46,260	1,49,715	3455
INE606A01024	01-Jul-21	Mahendrabhai	5000	5000	0	1,71,000	1,73,625	2625
INE606A01024	27-May-21	Raj	11000	11000	0	3,34,340	3,36,220	1880

Scrip ISIN	Date	Client Name	Buy Qty.	Sell Qty.	Net Traded Qty.	Gross Buy Value (INR)	Gross Sell Value (INR)	Profit (INR)
INE606A01024	01-Jul-21	Raj	10854	10854	0	3,63,842	3,74,669	10827
INE606A01024	02-Aug-21	Raj	0	10000	-10000	-	3,77,685	12685
INE606A01024	01-Sep-21	Raj	10000	10000	0	3,00,989	3,17,330	16342
INE629D01012	28-Oct-21	Himanshu	15984	400	15584	31,04,098	78,419	0
INE629D01012	29-Oct-21	Himanshu	2101	17385	-15284	4,23,470	34,76,478	85112.7881
INE629D01012	01-Nov-21	Himanshu	0	300	-300	0	62,121	3598.735774
INE631A01022	21-Jan-21	Avaniben	0	3000	-3000	-	3,72,229	228
INE631A01022	25-Feb-21	Avaniben	0	500	-500	-	71,749	2027
INE631A01022	06-May-21	Avaniben	0	1000	-1000	-	1,54,700	9814
INE631A01022	20-Jan-21	Himanshu	740	550	190	91,812	68,053	-186
INE631A01022	21-Jan-21	Himanshu	0	190	-190	-	23,636	63
INE631A01022	26-Jul-21	Himanshu	22000	22000	0	34,12,762	34,00,149	-12612
INE631A01022	05-Jan-21	Jaydev	285	285	0	35,608	35,759	151
INE631A01022	20-Jan-21	Jaydev	157	22	135	19,516	2,721	-13
INE631A01022	21-Jan-21	Jaydev	30	30	0	3,728	3,725	-4
INE631A01022	22-Jan-21	Jaydev	0	135	-135	-	16,593	-187
INE631A01022	25-Feb-21	Jaydev	500	856	-356	71,541	1,21,194	165
INE631A01022	06-May-21	Jaydev	0	620	-620	-	96,019	6321
INE631A01022	21-Jan-21	Kokilaben	0	400	-400	-	49,620	40
INE631A01022	06-May-21	Kokilaben	0	1500	-1500	-	2,32,050	14391
INE631A01022	04-Jan-21	Mahendrabhai	147	37	110	17,988	4,520	-2
INE631A01022	05-Jan-21	Mahendrabhai	10	837	-827	1,223	1,03,757	1294
INE631A01022	20-Jan-21	Mahendrabhai	53	751	-698	6,477	92,298	810
INE631A01022	05-Jan-21	Raj	5747	5747	0	7,06,769	7,16,066	9297
INE631A01022	20-Jan-21	Raj	10542	9109	1433	12,98,505	11,34,450	12454
INE631A01022	21-Jan-21	Raj	0	1433	-1433	-	1,77,475	966
INE631A01022	25-Feb-21	Raj	0	1500	-1500	-	2,15,750	5198
INE631A01022	06-May-21	Raj	0	9500	-9500	-	14,92,991	125056
INE631A01022	26-Jul-21	Raj	10000	10000	0	15,50,000	15,29,370	-20630
INE635D01027	15-Jul-21	Himanshu	0	39756	-39756	-	13,37,789	147410
INE638A01035	18-Jun-21	Avaniben	12700	12700	0	6,65,048	6,79,722	14674
INE638A01035	18-Jun-21	Himanshu	17402	28392	-10990	9,04,257	15,12,221	41121
INE638A01035	21-Jun-21	Himanshu	0	2010	-2010	-	1,04,520	374
INE638A01035	18-Jun-21	Jaydev	18903	3402	15501	9,96,870	1,82,980	3572
INE638A01035	21-Jun-21	Jaydev	0	15501	-15501	-	8,21,033	3571
INE638A01035	18-Jun-21	Kokilaben	5000	5000	0	2,60,000	2,67,500	7500
INE638A01035	18-Jun-21	Mahendrabhai	10000	10000	0	5,23,658	5,31,026	7368
INE638A01035	18-Jun-21	Raj	17900	15900	2000	9,32,267	8,51,032	23092
INE638A01035	21-Jun-21	Raj	0	7750	-7750	-	4,11,083	7528
INE644Y01017	11-Jan-21	Avaniben	50	50	0	2,033	2,060	28
INE644Y01017	04-Jan-21	Himanshu	3156	3156	0	1,10,702	1,11,101	400

Scrip ISIN	Date	Client Name	Buy Qty.	Sell Qty.	Net Traded Qty.	Gross Buy Value (INR)	Gross Sell Value (INR)	Profit (INR)
INE644Y01017	06-Jan-21	Himanshu	1500	1500	0	56,735	56,371	-364
INE644Y01017	04-Jan-21	Jaydev	910	910	0	31,710	32,084	374
INE644Y01017	06-Jan-21	Jaydev	1300	1180	120	48,827	44,832	512
INE644Y01017	07-Jan-21	Jaydev	250	370	-120	9,609	14,100	-16
INE644Y01017	11-Jan-21	Jaydev	755	755	0	30,733	31,440	707
INE644Y01017	04-Jan-21	Kokilaben	1200	1200	0	41,440	42,138	698
INE644Y01017	06-Jan-21	Kokilaben	2298	2298	0	83,953	86,635	2682
INE644Y01017	11-Jan-21	Kokilaben	1500	1500	0	60,619	61,650	1031
INE644Y01017	06-Jan-21	Mahendrabhai	2090	3301	-1211	73,302	1,24,415	9863
INE644Y01017	04-Jan-21	Raj	14486	14486	0	4,97,040	5,08,723	11684
INE644Y01017	06-Jan-21	Raj	22200	22010	190	8,14,359	8,31,831	24441
INE644Y01017	07-Jan-21	Raj	0	190	-190	-	7,211	241
INE644Y01017	08-Jan-21	Raj	8095	3500	4595	3,03,036	1,36,185	5163
INE644Y01017	11-Jan-21	Raj	15000	19595	-4595	5,98,485	8,03,311	32813
INE648Z01015	13-Jul-21	Avaniben	6000	6000	0	5,61,894	5,73,976	12083
INE648Z01015	12-Oct-21	Avaniben	1000	1000	0	1,55,000	1,52,150	-2850.3
INE648Z01015	05-Oct-21	Himanshu	6406	6406	0	8,82,646	8,96,068	13421.8
INE648Z01015	11-Oct-21	Himanshu	7172	7172	0	10,38,711	10,47,071	8360.15
INE648Z01015	12-Oct-21	Himanshu	36046	36046	0	54,52,712	55,73,678	120965.7
INE648Z01015	13-Jul-21	Jaydev	1177	1177	0	1,11,738	1,12,709	971
INE648Z01015	13-Jul-21	Raj	3500	3500	0	3,25,062	3,35,550	10488
INE648Z01015	02-Sep-21	Raj	8373	8373	0	10,67,406	10,74,866	7460
INE668D01028	10-Nov-21	Avaniben	10000	0	10000	6,44,390	0	0
INE668D01028	11-Nov-21	Avaniben	0	10000	-10000	0	6,51,101	6710.95
INE668D01028	14-Sep-21	Himanshu	8240	0	8240	5,00,254	0	0
INE668D01028	15-Sep-21	Himanshu	0	8240	-8240	0	5,24,379	24124.25
INE668D01028	11-Oct-21	Himanshu	22003	22003	0	12,93,305	13,46,717	53411.75
INE668D01028	10-Nov-21	Himanshu	25953	24278	1675	16,59,666	15,58,201	0
INE668D01028	11-Nov-21	Himanshu	0	1675	-1675	0	1,12,225	5110.566794
INE668D01028	10-Nov-21	Raj	25300	0	25300	16,18,651	0	0
INE668D01028	11-Nov-21	Raj	20000	45300	-25300	13,39,611	30,09,157	50895.5
INE677H01012	19-May-21	Avaniben	5000	5000	0	1,86,823	1,98,128	11305
INE677H01012	21-May-21	Avaniben	21000	21000	0	9,13,855	9,10,642	-3213
INE677H01012	14-Jul-21	Avaniben	25000	25000	0	15,11,311	15,28,655	17344
INE677H01012	04-Jan-21	Himanshu	2150	2150	0	99,405	99,745	340
INE677H01012	06-Jul-21	Himanshu	28790	28790	0	13,13,774	13,59,909	46135
INE677H01012	04-Jan-21	Jaydev	670	670	0	30,620	31,120	500
INE677H01012	19-May-21	Jaydev	740	740	0	28,787	29,755	968
INE677H01012	20-May-21	Jaydev	4550	4550	0	1,90,436	1,92,576	2141
INE677H01012	21-May-21	Jaydev	1000	1000	0	43,800	43,850	50
INE677H01012	06-Jul-21	Jaydev	2178	2178	0	1,01,709	1,03,346	1637

Scrip ISIN	Date	Client Name	Buy Qty.	Sell Qty.	Net Traded Qty.	Gross Buy Value (INR)	Gross Sell Value (INR)	Profit (INR)
INE677H01012	14-Jul-21	Jaydev	14589	14589	0	8,74,603	8,82,825	8223
INE677H01012	04-Jan-21	Kokilaben	1400	1400	0	63,450	64,850	1400
INE677H01012	20-May-21	Kokilaben	22000	22000	0	9,10,826	9,43,808	32981
INE677H01012	14-Jul-21	Kokilaben	10000	10000	0	6,03,805	6,08,558	4753
INE677H01012	14-Jul-21	Mahendrabhai	10000	10000	0	5,99,960	6,06,682	6721
INE677H01012	04-Jan-21	Raj	12112	12112	0	5,44,115	5,59,214	15099
INE677H01012	19-May-21	Raj	5100	5100	0	1,90,180	2,02,505	12325
INE677H01012	06-Jul-21	Raj	5000	5000	0	2,36,750	2,39,501	2751
INE677H01012	14-Jul-21	Raj	30500	30500	0	18,00,479	18,55,956	55477
INE687C01012	08-Jun-21	Avaniben	2433	2433	0	1,40,867	1,46,250	5383
INE687C01012	06-Jul-21	Himanshu	0	35000	-35000	-	25,22,447	328752
INE687C01012	06-Jul-21	Jaydev	0	7800	-7800	-	5,55,910	61552
INE687C01012	07-Jun-21	Raj	5530	5530	0	2,94,455	3,09,775	15320
INE687C01012	08-Jun-21	Raj	5000	5000	0	2,78,414	3,02,274	23860
INE687C01012	06-Jul-21	Raj	7000	7000	0	5,14,164	5,13,247	-917
INE688E01024	17-Feb-21	Avaniben	4000	4000	0	5,02,516	5,09,166	6650
INE688E01024	07-May-21	Avaniben	5000	5000	0	5,96,170	6,17,475	21305
INE688E01024	17-Feb-21	Jaydev	932	506	426	1,17,980	64,572	518
INE688E01024	18-Feb-21	Jaydev	0	426	-426	-	54,669	743
INE688E01024	10-Mar-21	Jaydev	13	13	0	1,667	1,661	-5
INE688E01024	07-May-21	Jaydev	1241	1241	0	1,51,505	1,54,723	3218
INE688E01024	17-Feb-21	Kokilaben	2200	2200	0	2,77,597	2,80,348	2750
INE688E01024	07-May-21	Kokilaben	904	904	0	1,10,288	1,12,098	1810
INE688E01024	17-Feb-21	Mahendrabhai	2000	2000	0	2,53,722	2,54,896	1174
INE688E01024	07-May-21	Mahendrabhai	2659	2659	0	3,19,185	3,31,435	12250
INE688E01024	10-Mar-21	Raj	5000	5000	0	6,34,289	6,38,043	3754
INE692B01014	13-Jul-21	Avaniben	25000	25000	0	7,77,036	8,06,873	29837
INE692B01014	13-Jul-21	Himanshu	26000	26000	0	8,29,395	8,44,411	15017
INE692B01014	13-Jul-21	Jaydev	5500	5500	0	1,76,865	1,78,350	1485
INE692B01014	13-Jul-21	Mahendrabhai	15000	15000	0	4,74,878	4,85,466	10588
INE692B01014	13-Jul-21	Raj	45000	45000	0	14,24,353	14,64,902	40549
INE703C01025	03-Aug-21	Avaniben	9658	9658	0	9,71,978	8,54,726	-117252
INE703C01025	03-Aug-21	Himanshu	3000	32000	-29000	3,02,328	31,35,202	410717
INE703C01025	03-Aug-21	Jaydev	2000	5787	-3787	2,01,231	5,69,149	42993
INE703C01025	03-Aug-21	Raj	17342	17342	0	17,13,792	16,57,058	-56734
INE705C01020	14-May-21	Avaniben	10000	12500	-2500	18,99,171	24,77,032	134337
INE705C01020	22-Jun-21	Himanshu	2871	60	2811	5,77,472	12,090	137
INE705C01020	23-Jun-21	Himanshu	0	5671	-5671	-	11,40,151	12412
INE705C01020	14-May-21	Jaydev	1930	1779	151	3,73,660	3,45,595	7236
INE705C01020	17-May-21	Jaydev	0	943	-943	-	1,98,185	18830
INE705C01020	14-May-21	Kokilaben	6777	6777	0	12,95,636	13,39,805	44169

Scrip ISIN	Date	Client Name	Buy Qty.	Sell Qty.	Net Traded Qty.	Gross Buy Value (INR)	Gross Sell Value (INR)	Profit (INR)
INE705C01020	14-May-21	Mahendrabhai	1400	3406	-2006	2,60,909	6,63,330	44465
INE705C01020	14-May-21	Raj	3250	3250	0	5,89,312	6,30,411	41100
INE705C01020	23-Jun-21	Raj	0	170	-170	-	34,184	695
INE710D01010	18-May-21	Avaniben	12000	12000	0	3,71,196	4,11,828	40632
INE710D01010	18-May-21	Jaydev	5650	5650	0	1,93,019	1,93,987	969
INE710D01010	23-Jul-21	Mahendrabhai	7807	7807	0	3,49,836	3,71,990	22154
INE710D01010	18-May-21	Raj	1001	1001	0	30,435	34,434	3999
INE710D01010	23-Jul-21	Raj	16127	16127	0	7,21,245	7,65,867	44622
INE711C01010	22-Jul-21	Avaniben	4219	9219	-5000	7,14,444	15,71,677	86506
INE711C01010	22-Jul-21	Himanshu	2000	12750	-10750	3,37,825	21,55,621	258503
INE711C01010	22-Jul-21	Jaydev	1350	7643	-6293	2,34,138	12,99,132	94348
INE711C01010	22-Jul-21	Kokilaben	3050	3050	0	5,25,305	5,13,222	-12084
INE711C01010	22-Jul-21	Mahendrabhai	0	3000	-3000	-	5,14,350	49350
INE711C01010	22-Jul-21	Raj	10400	13400	-3000	17,84,507	22,92,583	49076
INE712A01012	06-Oct-21	Himanshu	1728	1728	0	1,43,019	1,48,094	0
INE712A01012	13-Oct-21	Himanshu	10978	10978	0	9,68,715	10,83,470	114755.15
INE712A01012	13-Oct-21	Raj	4000	4000	0	3,96,405	3,98,600	2195.05
INE712B01010	08-Jun-21	Avaniben	2000	2000	0	3,25,752	3,29,300	3548
INE712B01010	17-Jun-21	Avaniben	4000	4000	0	6,66,661	6,76,540	9878
INE712B01010	24-Aug-21	Avaniben	3195	3195	0	5,03,890	5,18,244	14354
INE712B01010	24-Aug-21	Himanshu	3500	3500	0	5,78,192	5,73,109	-5083
INE712B01010	13-Oct-21	Himanshu	26055	4105	21950	46,23,520	7,69,965	0
INE712B01010	14-Oct-21	Himanshu	0	500	-500	0	97,000	8273.851468
INE712B01010	14-Oct-21	Himanshu	2500	23950	-21450	4,87,376	46,00,826	307098.278
INE712B01010	05-May-21	Jaydev	660	660	0	83,794	85,072	1278
INE712B01010	08-Jun-21	Jaydev	340	340	0	55,597	55,964	367
INE712B01010	08-Jun-21	Mahendrabhai	2500	2500	0	4,07,436	4,11,875	4439
INE712B01010	05-May-21	Raj	4000	4000	0	4,96,346	5,12,605	16259
INE712B01010	08-Jun-21	Raj	7800	7800	0	12,63,272	12,83,973	20701
INE712B01010	24-Aug-21	Raj	1055	1055	0	1,72,573	1,73,352	778
INE712B01010	14-Oct-21	Raj	8745	8745	0	17,23,041	17,33,149	10108.4
INE714D01012	05-Aug-21	Avaniben	2000	4000	-2000	1,10,869	2,17,840	1248
INE714D01012	05-Aug-21	Himanshu	1991	6556	-4565	1,10,700	3,57,313	25897
INE714D01012	05-Aug-21	Jaydev	0	3650	-3650	-	2,00,685	11126
INE714D01012	05-Aug-21	Raj	1000	9000	-8000	55,603	4,93,400	17280
INE714D01012	05-Aug-21	Switiben	0	450	-450	-	24,690	1538
INE716F01012	19-Oct-21	Himanshu	18703	18703	0	7,63,206	7,94,002	30796.6
INE716F01012	22-Oct-21	Himanshu	2500	0	2500	1,10,870	0	0
INE716F01012	25-Oct-21	Himanshu	1370	6988	-5618	60,789	3,30,302	11264.6245
INE720A01015	21-Oct-21	Himanshu	36915	36915	0	19,05,028	19,55,193	50165.5
INE737D01021	07-Jul-21	Avaniben	15000	15000	0	13,12,673	13,35,763	23090

Scrip ISIN	Date	Client Name	Buy Qty.	Sell Qty.	Net Traded Qty.	Gross Buy Value (INR)	Gross Sell Value (INR)	Profit (INR)
INE737D01021	27-Jul-21	Avaniben	5000	5000	0	4,49,942	4,57,192	7250
INE737D01021	29-Jul-21	Avaniben	15000	15000	0	14,21,806	13,83,968	-37838
INE737D01021	27-Jul-21	Jaydev	4000	4000	0	3,63,333	3,66,200	2867
INE737D01021	29-Jul-21	Jaydev	11250	11250	0	10,54,957	10,52,826	-2131
INE737D01021	07-Jul-21	Kokilaben	9709	9709	0	8,52,548	8,64,550	12001
INE737D01021	29-Jul-21	Kokilaben	10000	10000	0	9,53,201	9,28,670	-24531
INE737D01021	07-Jul-21	Mahendrabhai	5000	5000	0	4,39,321	4,45,500	6179
INE737D01021	29-Jul-21	Mahendrabhai	5000	5000	0	4,74,092	4,65,000	-9092
INE737D01021	27-Jul-21	Raj	28000	28000	0	25,20,864	25,61,984	41120
INE737D01021	29-Jul-21	Raj	31000	31000	0	28,75,551	29,11,853	36302
INE737D01021	27-Jul-21	Switiben	59	59	0	5,378	5,440	62
INE741A01011	04-Jun-21	Avaniben	2000	4343	-2343	2,69,636	5,92,520	40399
INE741A01011	04-Jun-21	Himanshu	2273	2273	0	2,94,274	3,02,222	7948
INE741A01011	04-Jun-21	Jaydev	3010	6009	-2999	3,96,414	8,16,101	31210
INE741A01011	04-Jun-21	Kokilaben	0	3000	-3000	-	4,13,359	24633
INE741A01011	04-Jun-21	Raj	5934	10403	-4469	7,91,317	14,01,006	38959
INE741A01011	07-Jun-21	Raj	0	1000	-1000	-	1,42,000	11072
INE748Z01013	30-Jun-21	Avaniben	47000	47000	0	7,21,087	7,27,767	6680
INE748Z01013	28-Jun-21	Himanshu	72000	72000	0	10,57,929	10,89,099	31170
INE748Z01013	30-Jun-21	Himanshu	10500 0	105000	0	15,33,624	16,13,589	79965
INE748Z01013	28-Jun-21	Jaydev	14000	14000	0	2,13,030	2,10,199	-2832
INE748Z01013	30-Jun-21	Jaydev	36458	36458	0	5,55,993	5,68,377	12383
INE748Z01013	30-Jun-21	Kokilaben	25000	25000	0	3,85,661	3,86,703	1042
INE748Z01013	30-Jun-21	Mahendrabhai	40000	40000	0	6,13,461	6,18,448	4986
INE748Z01013	30-Jun-21	Raj	40000	40000	0	6,07,652	6,21,730	14077
INE748Z01013	14-Jul-21	Raj	0	10000	-10000	-	1,76,250	11164
INE749B01020	07-Jun-21	Himanshu	6500	6500	0	1,89,191	1,98,387	9196
INE749B01020	11-Jun-21	Himanshu	0	12000	-12000	-	3,94,679	12271
INE749B01020	07-Oct-21	Himanshu	5000	5000	0	1,44,659	1,48,524	3864.6
INE749B01020	07-Oct-21	Himanshu	35250	35250	0	10,26,256	10,79,098	52842.45
INE749B01020	20-Oct-21	Himanshu	24719	24719	0	7,73,287	8,08,733	35445.15
INE749B01020	22-Oct-21	Himanshu	54869	2660	52209	17,93,880	89,371	0
INE749B01020	25-Oct-21	Himanshu	0	17809	-17809	0	6,47,894	65649.01884
INE749B01020	25-Oct-21	Himanshu	65090	99490	-34400	23,88,880	36,43,486	129937.0179
INE749B01020	07-Jun-21	Jaydev	10500	10500	0	3,23,061	3,26,610	3549
INE749B01020	07-Jun-21	Raj	7772	7772	0	2,27,847	2,41,073	13226
INE749B01020	11-Jun-21	Raj	5000	15000	-10000	1,63,592	4,92,330	14244
INE751D01014	28-Jun-21	Avaniben	350	8500	-8150	19,583	4,63,562	15110
INE751D01014	01-Jul-21	Avaniben	1	1	0	52	55	-1
INE751D01014	02-Jul-21	Avaniben	0	350	-350	-	19,006	521
INE751D01014	18-Aug-21	Avaniben	8600	8600	0	4,77,894	4,53,943	-23951

Scrip ISIN	Date	Client Name	Buy Qty.	Sell Qty.	Net Traded Qty.	Gross Buy Value (INR)	Gross Sell Value (INR)	Profit (INR)
INE751D01014	09-Sep-21	Avaniben	3000	3000	0	1,73,177	1,69,050	-4127
INE751D01014	08-Jun-21	Himanshu	9100	9100	0	4,40,745	4,66,194	25449
INE751D01014	28-Jun-21	Himanshu	1001	14366	-13365	54,648	7,73,827	36547
INE751D01014	09-Sep-21	Himanshu	0	4135	-4135	-	2,35,697	16284
INE751D01014	08-Jun-21	Jaydev	2750	2750	0	1,40,046	1,43,525	3479
INE751D01014	28-Jun-21	Jaydev	8606	12707	-4101	4,64,684	7,10,623	17083
INE751D01014	18-Aug-21	Jaydev	400	400	0	21,120	20,834	-286
INE751D01014	08-Jun-21	Kokilaben	9000	9000	0	4,35,545	4,64,544	28999
INE751D01014	23-Apr-21	Raj	6494	6494	0	3,05,016	3,18,191	13175
INE751D01014	28-Jun-21	Raj	5000	5500	-500	2,71,603	3,03,594	1250
INE751D01014	29-Jun-21	Raj	2500	2500	0	1,42,301	1,45,787	3486
INE751D01014	18-Aug-21	Raj	5891	5891	0	3,34,378	3,36,485	2106
INE751D01014	09-Sep-21	Raj	7142	5547	1595	4,04,630	3,11,707	-2559
INE751D01014	14-Sep-21	Raj	0	217	-217	0	12,130	0
INE751D01014	16-Sep-21	Raj	0	911	-911	0	50,560	0
INE751D01014	08-Oct-21	Raj	0	467	-467	0	25,228	0
INE759F01012	17-Jun-21	Avaniben	4576	4576	0	3,10,821	3,10,777	-44
INE759F01012	02-Jul-21	Avaniben	1000	1000	0	78,350	79,005	655
INE759F01012	17-Jun-21	Himanshu	3029	3029	0	1,86,776	1,98,921	12145
INE759F01012	24-Jun-21	Himanshu	3692	3692	0	2,18,125	2,32,193	14068
INE759F01012	02-Jul-21	Himanshu	0	7891	-7891	-	6,16,865	90676
INE759F01012	02-Jul-21	Jaydev	0	8455	-8455	-	6,60,212	62958
INE759F01012	17-Jun-21	Kokilaben	500	500	0	34,450	33,750	-700
INE759F01012	02-Jul-21	Raj	4030	4030	0	3,16,230	3,20,559	4329
INE773I01017	09-Feb-21	Avaniben	3531	450	3081	2,07,979	26,910	405
INE773I01017	10-Feb-21	Avaniben	0	3081	-3081	-	1,84,607	3133
INE773I01017	16-Jul-21	Avaniben	14500	38500	-24000	13,65,535	35,99,365	161696
INE773I01017	01-Oct-21	Avaniben	2250	2250	0	1,80,514	1,66,500	0
INE773I01017	09-Feb-21	Jaydev	672	2	670	39,742	116	-2
INE773I01017	10-Feb-21	Jaydev	0	670	-670	-	40,401	777
INE773I01017	16-Jul-21	Jaydev	0	14920	-14920	-	14,03,113	118413
INE773I01017	16-Jul-21	Kokilaben	1500	9299	-7799	1,40,537	8,75,579	77763
INE773I01017	10-Feb-21	Mahendrabhai	0	2000	-2000	-	1,19,544	1547
INE773I01017	16-Jul-21	Mahendrabhai	0	20500	-20500	-	18,84,956	121068
INE773I01017	09-Feb-21	Raj	10177	8261	1916	5,92,388	4,87,456	6595
INE773I01017	10-Feb-21	Raj	0	1916	-1916	-	1,15,459	3931
INE773I01017	16-Jul-21	Raj	19000	52000	-33000	17,80,020	49,03,013	300151
INE773I01017	01-Oct-21	Raj	10015	10015	0	8,12,475	7,61,966	0
INE777A01023	04-Jun-21	Avaniben	2537	2537	0	2,81,647	2,95,210	13563
INE777A01023	01-Jan-21	Himanshu	70	70	0	6,065	6,084	19
INE777A01023	04-Jun-21	Himanshu	3120	3120	0	3,44,993	3,61,609	16616

Scrip ISIN	Date	Client Name	Buy Qty.	Sell Qty.	Net Traded Qty.	Gross Buy Value (INR)	Gross Sell Value (INR)	Profit (INR)
INE777A01023	01-Jan-21	Jaydev	150	150	0	13,018	13,202	184
INE777A01023	14-Jan-21	Kokilaben	150	150	0	11,700	11,955	255
INE777A01023	01-Jan-21	Mahendrabhai	2297	2297	0	1,92,948	1,99,839	6891
INE777A01023	14-Jan-21	Mahendrabhai	3114	3114	0	2,36,944	2,56,306	19362
INE777A01023	01-Jan-21	Raj	377	377	0	32,041	32,788	747
INE783X01023	18-Mar-21	Avaniben	3300	3300	0	4,34,802	4,41,851	7049
INE783X01023	10-May-21	Avaniben	3392	3392	0	5,30,968	5,62,283	31316
INE783X01023	17-May-21	Avaniben	5000	5000	0	7,90,689	8,35,000	44311
INE783X01023	17-May-21	Himanshu	200	1	199	32,698	167	3
INE783X01023	18-May-21	Himanshu	0	199	-199	-	34,029	1494
INE783X01023	20-Oct-21	Himanshu	7977	7977	0	16,54,079	16,82,774	28694.9
INE783X01023	18-Mar-21	Jaydev	422	422	0	55,588	55,207	-381
INE783X01023	10-May-21	Jaydev	600	600	0	98,678	99,970	1292
INE783X01023	17-May-21	Jaydev	2640	1340	1300	4,33,309	2,23,829	3891
INE783X01023	18-May-21	Jaydev	0	1300	-1300	-	2,25,660	12288
INE783X01023	18-Mar-21	Kokilaben	100	100	0	13,400	13,300	-100
INE783X01023	17-May-21	Kokilaben	3000	3000	0	4,93,863	4,98,252	4389
INE783X01023	18-Mar-21	Mahendrabhai	75	75	0	10,004	10,033	30
INE783X01023	17-May-21	Raj	12575	12575	0	20,43,068	20,93,673	50605
INE783X01023	05-Oct-21	Raj	5000	3082	1918	10,07,886	6,24,689	3428.0696
INE783X01023	06-Oct-21	Raj	0	1918	-1918	0	3,96,834	10209.1304
INE785A01026	12-Jan-21	Avaniben	1311	1311	0	1,61,253	1,62,066	813
INE785A01026	01-Mar-21	Avaniben	2277	2277	0	3,18,808	3,21,885	3077
INE785A01026	12-Mar-21	Avaniben	5005	5005	0	7,32,323	7,44,204	11881
INE785A01026	25-Mar-21	Avaniben	0	350	-350	-	48,848	-400
INE785A01026	26-Mar-21	Avaniben	0	11	-11	-	1,518	-30
INE785A01026	05-Apr-21	Avaniben	0	989	-989	-	1,33,104	-6057
INE785A01026	14-Jul-21	Avaniben	6012	6012	0	13,25,899	13,51,024	25125
INE785A01026	14-Jul-21	Himanshu	4750	4750	0	10,82,110	10,78,972	-3138
INE785A01026	18-Aug-21	Himanshu	6450	6450	0	16,00,903	16,19,352	18449
INE785A01026	04-Feb-21	Jaydev	50	50	0	7,000	7,228	228
INE785A01026	01-Mar-21	Jaydev	165	50	115	23,359	7,148	69
INE785A01026	02-Mar-21	Jaydev	0	115	-115	-	16,526	245
INE785A01026	10-Mar-21	Jaydev	38	122	-84	5,434	17,799	-239
INE785A01026	12-Mar-21	Jaydev	222	222	0	32,746	33,131	385
INE785A01026	16-Mar-21	Jaydev	105	105	0	15,182	15,624	442
INE785A01026	22-Mar-21	Jaydev	230	230	0	33,745	34,127	382
INE785A01026	24-Mar-21	Jaydev	707	10	697	99,293	1,398	-6
INE785A01026	25-Mar-21	Jaydev	209	556	-347	28,632	77,054	-590
INE785A01026	26-Mar-21	Jaydev	137	287	-150	18,653	39,455	-523
INE785A01026	30-Mar-21	Jaydev	1	100	-99	138	13,770	-96

Scrip ISIN	Date	Client Name	Buy Qty.	Sell Qty.	Net Traded Qty.	Gross Buy Value (INR)	Gross Sell Value (INR)	Profit (INR)
INE785A01026	01-Apr-21	Jaydev	6	106	-100	832	14,716	34
INE785A01026	08-Apr-21	Jaydev	0	11	-11	-	1,515	-8
INE785A01026	14-Jul-21	Jaydev	3250	3250	0	7,35,814	7,35,963	149
INE785A01026	18-Aug-21	Jaydev	1000	1000	0	2,47,700	2,51,147	3447
INE785A01026	14-Jul-21	Mahendrabhai	4000	4000	0	8,84,858	9,06,485	21627
INE785A01026	12-Jan-21	Raj	3514	3514	0	4,36,948	4,40,902	3954
INE785A01026	04-Feb-21	Raj	2124	2124	0	2,92,764	2,99,147	6383
INE785A01026	01-Mar-21	Raj	6733	6733	0	9,36,447	9,52,825	16378
INE785A01026	09-Mar-21	Raj	3705	3705	0	5,45,200	5,49,509	4309
INE785A01026	16-Mar-21	Raj	2901	2901	0	4,11,534	4,21,201	9668
INE785A01026	22-Mar-21	Raj	3512	3512	0	5,02,972	5,15,887	12915
INE785A01026	24-Mar-21	Raj	6809	3014	3795	9,53,862	4,22,788	562
INE785A01026	25-Mar-21	Raj	0	3795	-3795	-	5,30,740	-896
INE785A01026	14-Jul-21	Raj	8500	8500	0	18,67,586	19,07,987	40401
INE785A01026	18-Aug-21	Raj	595	595	0	1,46,345	1,48,985	2640
INE785A01026	13-Sep-21	Raj	4000	3190	810	10,79,346	8,64,896	4117.715
INE785A01026	14-Sep-21	Raj	0	810	-810	0	2,21,616	3048.435
INE786W01010	19-Feb-21	Avaniben	3000	3000	0	1,82,017	1,83,045	1028
INE786W01010	02-Jul-21	Avaniben	7500	7500	0	7,39,645	7,54,992	15347
INE786W01010	09-Jul-21	Avaniben	550	550	0	62,700	63,974	1274
INE786W01010	24-Aug-21	Avaniben	1209	1209	0	89,343	90,732	1389
INE786W01010	07-Sep-21	Avaniben	12200	12200	0	11,15,634	11,01,424	-14210
INE786W01010	09-Jul-21	Himanshu	20600	20600	0	22,67,983	23,69,031	101048
INE786W01010	12-Aug-21	Himanshu	6500	6500	0	5,52,067	5,58,632	6565
INE786W01010	24-Aug-21	Himanshu	5050	5050	0	3,91,200	3,91,680	480
INE786W01010	31-Aug-21	Himanshu	2500	2500	0	2,24,995	2,28,250	3255
INE786W01010	07-Sep-21	Himanshu	0	70736	-70736	-	64,65,125	339556
INE786W01010	16-Apr-21	Jaydev	588	5	583	37,311	315	-2
INE786W01010	19-Apr-21	Jaydev	108	108	0	6,637	6,554	-182
INE786W01010	20-Apr-21	Jaydev	57	45	12	3,363	2,768	-170
INE786W01010	22-Apr-21	Jaydev	11	11	0	655	646	-35
INE786W01010	23-Apr-21	Jaydev	4	5	-1	236	296	-18
INE786W01010	27-Apr-21	Jaydev	0	595	-595	-	36,797	-502
INE786W01010	02-Jul-21	Jaydev	5000	5000	0	5,03,232	5,00,141	-3091
INE786W01010	09-Jul-21	Jaydev	869	869	0	98,421	99,414	992
INE786W01010	07-Sep-21	Jaydev	0	2700	-2700	-	2,49,303	4749
INE786W01010	16-Apr-21	Raj	5547	5547	0	3,52,567	3,56,045	3478
INE786W01010	02-Jul-21	Raj	16380	16380	0	16,22,688	16,52,638	29951
INE786W01010	09-Jul-21	Raj	12312	12312	0	13,66,165	14,29,371	63206
INE786W01010	24-Aug-21	Raj	10226	10226	0	7,56,523	7,74,069	17546
INE786W01010	31-Aug-21	Raj	8200	8200	0	7,46,714	7,52,234	5520

Scrip ISIN	Date	Client Name	Buy Qty.	Sell Qty.	Net Traded Qty.	Gross Buy Value (INR)	Gross Sell Value (INR)	Profit (INR)
INE786W01010	07-Sep-21	Raj	0	4000	-4000	-	3,69,151	5989
INE797D01017	15-Jun-21	Avaniben	6500	6500	0	1,85,142	1,88,238	3096
INE797D01017	02-Aug-21	Avaniben	5600	5600	0	1,97,985	1,96,530	-1455
INE797D01017	15-Jun-21	Himanshu	22247	22247	0	6,09,124	6,32,525	23401
INE797D01017	15-Jun-21	Jaydev	4000	4000	0	1,12,527	1,13,025	498
INE797D01017	02-Jul-21	Jaydev	0	1000	-1000	-	29,115	580
INE797D01017	02-Aug-21	Jaydev	2722	2722	0	94,809	96,028	1219
INE797D01017	08-Jun-21	Raj	4310	4310	0	1,07,505	1,16,360	8856
INE797D01017	15-Jun-21	Raj	9183	9183	0	2,54,021	2,60,939	6918
INE797D01017	02-Aug-21	Raj	9700	9700	0	3,10,455	3,40,676	30220
INE806C01018	08-Oct-21	Himanshu	18331	18331	0	33,20,718	33,91,332	70613.75
INE809E01018	27-Jul-21	Avaniben	2000	2000	0	1,58,000	1,54,585	-3415
INE809E01018	27-Jul-21	Himanshu	5000	39503	-34503	3,98,669	31,22,279	525472
INE809E01018	27-Jul-21	Raj	5000	5000	0	3,99,000	3,88,462	-10538
INE817B01025	26-Aug-21	Avaniben	5000	5000	0	3,66,391	3,64,743	-1648
INE817B01025	26-Aug-21	Himanshu	14502	25676	-11174	10,44,700	18,67,042	100371
INE817B01025	26-Aug-21	Jaydev	2250	2250	0	1,63,938	1,65,225	1288
INE817B01025	26-Aug-21	Kokilaben	6000	6000	0	4,42,357	4,42,138	-218
INE817B01025	26-Aug-21	Mahendrabhai	4000	4000	0	2,95,452	2,87,806	-7646
INE817B01025	26-Aug-21	Raj	18511	18511	0	13,53,285	13,66,271	12986
INE819L01012	17-Mar-21	Avaniben	10000	10000	0	3,11,479	3,21,150	9671
INE819L01012	03-Jun-21	Avaniben	7124	7124	0	2,59,734	2,72,080	12346
INE819L01012	19-Jan-21	Himanshu	1305	1305	0	32,506	32,364	-142
INE819L01012	01-Sep-21	Himanshu	0	27640	-27640	-	11,43,863	101167
INE819L01012	16-Sep-21	Himanshu	30094	0	30094	11,85,858	0	0
INE819L01012	17-Sep-21	Himanshu	4541	34635	-30094	1,89,510	14,40,279	64910.75
INE819L01012	06-Oct-21	Himanshu	42572	2000	40572	17,48,771	82,700	0
INE819L01012	07-Oct-21	Himanshu	12000	52572	-40572	5,41,448	23,43,972	135908.5741
INE819L01012	05-Jan-21	Jaydev	950	950	0	22,775	23,645	870
INE819L01012	19-Jan-21	Jaydev	705	705	0	17,614	17,522	-92
INE819L01012	25-Feb-21	Jaydev	1048	1048	0	31,277	31,094	-184
INE819L01012	17-Mar-21	Jaydev	2303	2303	0	73,406	73,914	508
INE819L01012	03-Jun-21	Jaydev	13050	13050	0	4,92,770	4,99,326	6556
INE819L01012	05-Jan-21	Kokilaben	1361	1361	0	31,495	33,753	2257
INE819L01012	19-Jan-21	Kokilaben	3000	3000	0	73,500	74,771	1271
INE819L01012	03-Jun-21	Kokilaben	5000	5000	0	1,84,526	1,90,759	6233
INE819L01012	05-Jan-21	Mahendrabhai	1000	1000	0	23,375	24,325	950
INE819L01012	08-Jan-21	Mahendrabhai	83	658	-575	1,959	16,438	978
INE819L01012	19-Jan-21	Mahendrabhai	5515	5515	0	1,36,489	1,36,649	160
INE819L01012	05-Jan-21	Raj	19882	19882	0	4,72,057	4,93,023	20966
INE819L01012	19-Jan-21	Raj	13306	13306	0	3,31,270	3,28,685	-2586

Scrip ISIN	Date	Client Name	Buy Qty.	Sell Qty.	Net Traded Qty.	Gross Buy Value (INR)	Gross Sell Value (INR)	Profit (INR)
INE819L01012	25-Feb-21	Raj	12093	12093	0	3,46,522	3,62,599	16077
INE819L01012	17-Mar-21	Raj	2194	2194	0	70,208	70,891	683
INE819L01012	03-Jun-21	Raj	17500	17500	0	6,38,417	6,66,675	28259
INE819L01012	01-Sep-21	Raj	3000	3000	0	1,24,000	1,25,450	1450
INE819L01012	17-Sep-21	Raj	10000	10000	0	4,18,472	4,02,996	0
INE823A01017	15-Jul-21	Avaniben	1084	1084	0	1,30,015	1,34,202	4188
INE823A01017	15-Jul-21	Jaydev	2500	2500	0	3,08,431	3,10,019	1588
INE823A01017	15-Jul-21	Raj	21091	21091	0	25,60,689	26,13,664	52976
INE830A01012	09-Jun-21	Avaniben	0	2894	-2894	-	56,288	8248
INE830A01012	09-Jun-21	Jaydev	696	696	0	13,257	13,447	190
INE830A01012	09-Jun-21	Kokilaben	0	11500	-11500	-	2,28,466	39382
INE830A01012	09-Jun-21	Raj	5200	5200	0	92,960	1,02,704	9744
INE830Q01018	03-Nov-21	Avaniben	27500	27500	0	6,06,802	6,12,992	6190.5
INE830Q01018	14-Oct-21	Himanshu	12036	12036	0	2,30,130	2,10,324	0
INE830Q01018	14-Oct-21	Himanshu	96379	96379	0	17,02,470	18,31,201	0
INE830Q01018	19-Oct-21	Himanshu	192637	122637	70000	38,92,381	26,78,259	0
INE830Q01018	20-Oct-21	Himanshu	0	19214	-19214	0	4,27,504	39270.23242
INE830Q01018	20-Oct-21	Himanshu	15000	65786	-50786	3,22,500	15,42,411	193740.0966
INE830Q01018	02-Nov-21	Himanshu	24711	0	24711	4,73,753	0	0
INE830Q01018	03-Nov-21	Himanshu	0	24711	-24711	0	5,16,672	42919.8
INE830Q01018	20-Oct-21	Raj	15000	15000	0	3,39,202	3,22,343	-16859.1
INE830Q01018	03-Nov-21	Raj	52017	52017	0	11,38,579	11,62,729	24149.25
INE853A01022	05-Jul-21	Himanshu	0	33001	-33001	-	22,12,550	111971
INE853A01022	05-Jul-21	Raj	17500	17500	0	11,84,608	11,84,821	214
INE863I01016	17-May-21	Avaniben	12000	12000	0	3,51,278	3,85,467	34189
INE863I01016	08-Jul-21	Avaniben	5000	5000	0	2,36,501	2,30,133	-6368
INE863I01016	06-Jul-21	Himanshu	29845	29845	0	12,35,752	13,02,236	66484
INE863I01016	08-Jul-21	Himanshu	50000	50000	0	21,98,139	22,83,162	85023
INE863I01016	13-Jul-21	Himanshu	10000	95500	-85500	5,09,900	47,66,023	375602
INE863I01016	17-May-21	Jaydev	9891	9891	0	3,16,854	3,20,325	3471
INE863I01016	06-Jul-21	Jaydev	2650	2650	0	1,15,142	1,16,070	928
INE863I01016	08-Jul-21	Jaydev	8500	8500	0	3,87,723	3,87,231	-492
INE863I01016	13-Jul-21	Jaydev	0	7889	-7889	-	3,92,217	21052
INE863I01016	13-Jul-21	Mahendrabhai	0	200	-200	-	9,980	1140
INE863I01016	17-May-21	Raj	19000	19000	0	6,06,303	6,27,177	20874
INE863I01016	01-Jul-21	Raj	13000	13000	0	4,75,869	4,87,791	11922
INE863I01016	13-Jul-21	Raj	12000	12000	0	6,11,020	6,15,097	4078
INE863I01016	09-Nov-21	Raj	4045	0	4045	1,42,995	0	0
INE863I01016	10-Nov-21	Raj	0	4045	-4045	0	1,50,676	7681.7
INE864B01027	08-Jan-21	Avaniben	4413	4413	0	2,79,892	2,85,616	5724
INE864B01027	04-Aug-21	Himanshu	0	51017	-51017	-	49,08,957	259652

Scrip ISIN	Date	Client Name	Buy Qty.	Sell Qty.	Net Traded Qty.	Gross Buy Value (INR)	Gross Sell Value (INR)	Profit (INR)
INE864B01027	06-Sep-21	Himanshu	16500	17558	-1058	13,16,754	14,33,136	33713
INE864B01027	11-Oct-21	Himanshu	9030	9030	0	6,86,924	7,02,371	0
INE864B01027	12-Oct-21	Himanshu	40480	0	40480	31,88,198	0	0
INE864B01027	13-Oct-21	Himanshu	0	20980	-20980	0	18,36,948	184566.917
INE864B01027	13-Oct-21	Himanshu	7500	27000	-19500	6,68,865	22,96,350	91668.033
INE864B01027	08-Jan-21	Jaydev	115	115	0	7,367	7,478	111
INE864B01027	08-Jan-21	Kokilaben	2089	2089	0	1,32,334	1,34,854	2520
INE864B01027	03-May-21	Mahendrabhai	0	4000	-4000	-	2,54,000	17821
INE864B01027	08-Jan-21	Raj	12609	12609	0	7,91,183	8,13,688	22505
INE864B01027	03-May-21	Raj	0	6000	-6000	-	3,85,532	32732
INE864B01027	06-Sep-21	Raj	7000	7000	0	5,75,953	5,79,093	3141
INE864X01013	02-Mar-21	Avaniben	2200	2200	0	2,61,690	2,66,230	4540
INE864X01013	14-May-21	Avaniben	9853	9853	0	13,43,756	14,13,732	69976
INE864X01013	01-Jun-21	Avaniben	3000	3000	0	3,99,273	4,30,250	30978
INE864X01013	07-Jun-21	Avaniben	10720	17720	-7000	17,05,542	28,49,686	63407
INE864X01013	07-Jun-21	Himanshu	3100	3449	-349	4,87,137	5,55,789	8413
INE864X01013	08-Jun-21	Himanshu	0	650	-650	-	1,08,813	7993
INE864X01013	02-Mar-21	Jaydev	411	411	0	49,335	50,048	712
INE864X01013	04-Mar-21	Jaydev	0	380	-380	-	46,516	392
INE864X01013	14-May-21	Jaydev	3037	3037	0	4,30,514	4,58,347	27833
INE864X01013	01-Jun-21	Jaydev	3820	3820	0	5,39,007	5,54,684	15677
INE864X01013	14-May-21	Kokilaben	4000	4000	0	5,54,497	5,91,008	36511
INE864X01013	01-Jun-21	Kokilaben	2500	2500	0	3,41,242	3,59,358	18116
INE864X01013	07-Jun-21	Kokilaben	0	3000	-3000	-	4,85,584	31925
INE864X01013	04-Mar-21	Mahendrabhai	0	2385	-2385	-	2,91,535	2792
INE864X01013	14-May-21	Mahendrabhai	650	650	0	92,950	96,533	3583
INE864X01013	01-Jun-21	Mahendrabhai	2688	2688	0	3,71,781	3,82,034	10253
INE864X01013	02-Mar-21	Raj	6265	6265	0	7,35,897	7,56,396	20500
INE864X01013	04-Mar-21	Raj	0	2400	-2400	-	2,93,722	2925
INE864X01013	30-Apr-21	Raj	5	6005	-6000	661	7,70,462	37154
INE864X01013	14-May-21	Raj	5850	5850	0	8,20,491	8,60,679	40188
INE864X01013	01-Jun-21	Raj	6350	6350	0	9,04,021	9,25,620	21599
INE864X01013	08-Jun-21	Raj	1000	1000	0	1,68,000	1,68,732	732
INE895W01019	07-Jan-21	Avaniben	6861	6861	0	2,90,118	2,96,612	6494
INE895W01019	11-Feb-21	Avaniben	0	2500	-2500	-	1,14,507	-215
INE895W01019	07-Apr-21	Avaniben	3772	3772	0	2,30,961	2,32,892	1930
INE895W01019	09-Apr-21	Avaniben	9302	6921	2381	5,93,539	4,46,278	4666
INE895W01019	12-Apr-21	Avaniben	0	2381	-2381	-	1,45,241	-6685
INE895W01019	09-Jun-21	Avaniben	5500	5500	0	3,72,954	3,77,974	5020
INE895W01019	21-Jun-21	Avaniben	10600	10600	0	7,02,806	7,18,835	16029
INE895W01019	07-Jan-21	Himanshu	630	630	0	27,311	27,397	86

Scrip ISIN	Date	Client Name	Buy Qty.	Sell Qty.	Net Traded Qty.	Gross Buy Value (INR)	Gross Sell Value (INR)	Profit (INR)
INE895W01019	11-Feb-21	Himanshu	0	300	-300	-	13,988	576
INE895W01019	08-Apr-21	Himanshu	0	150	-150	-	9,379	75
INE895W01019	25-May-21	Himanshu	0	175	-175	-	9,940	-1505
INE895W01019	08-Jun-21	Himanshu	5708	5708	0	3,43,035	3,64,773	21738
INE895W01019	09-Jun-21	Himanshu	3800	3800	0	2,44,405	2,62,200	17795
INE895W01019	21-Jun-21	Himanshu	28750	28750	0	18,80,040	19,33,982	53942
INE895W01019	29-Jun-21	Himanshu	0	100	-100	-	6,049	49
INE895W01019	30-Jun-21	Himanshu	11751	11751	0	7,31,757	7,38,602	6845
INE895W01019	07-Jan-21	Jaydev	721	721	0	30,902	31,628	726
INE895W01019	10-Feb-21	Jaydev	1050	862	188	45,816	38,300	507
INE895W01019	11-Feb-21	Jaydev	967	1849	-882	42,942	83,829	1318
INE895W01019	23-Mar-21	Jaydev	250	250	0	17,063	17,209	146
INE895W01019	08-Apr-21	Jaydev	0	413	-413	-	26,055	707
INE895W01019	09-Apr-21	Jaydev	511	1	510	33,264	65	0
INE895W01019	12-Apr-21	Jaydev	408	286	122	24,388	17,504	-437
INE895W01019	19-Apr-21	Jaydev	3	3	0	167	167	-20
INE895W01019	22-Apr-21	Jaydev	1	246	-245	59	14,709	-682
INE895W01019	29-Apr-21	Jaydev	0	411	-411	-	23,614	-2099
INE895W01019	08-Jun-21	Jaydev	1250	1250	0	81,088	81,625	537
INE895W01019	09-Jun-21	Jaydev	500	500	0	34,075	34,400	325
INE895W01019	21-Jun-21	Jaydev	6457	6457	0	4,34,209	4,39,895	5686
INE895W01019	07-Jan-21	Kokilaben	2501	2501	0	1,05,699	1,08,500	2801
INE895W01019	09-Feb-21	Kokilaben	2100	2000	100	88,710	90,730	-1348
INE895W01019	10-Feb-21	Kokilaben	1601	3601	-2000	69,385	1,57,784	2583
INE895W01019	11-Feb-21	Kokilaben	100	200	-100	4,335	8,836	108
INE895W01019	15-Feb-21	Kokilaben	200	200	0	10,100	9,900	-200
INE895W01019	12-Apr-21	Kokilaben	0	2000	-2000	-	1,22,875	-6526
INE895W01019	08-Jun-21	Kokilaben	2700	2700	0	1,64,427	1,75,463	11035
INE895W01019	12-Apr-21	Mahendrabhai	0	2500	-2500	-	1,52,873	-7143
INE895W01019	21-Jun-21	Mahendrabhai	2000	2000	0	1,33,561	1,36,015	2454
INE895W01019	07-Jan-21	Raj	12073	12073	0	5,08,947	5,22,440	13493
INE895W01019	08-Feb-21	Raj	4780	349	4431	2,12,236	15,705	46
INE895W01019	09-Feb-21	Raj	8580	4711	3869	3,78,527	2,15,468	-255
INE895W01019	10-Feb-21	Raj	1395	5260	-3865	61,353	2,33,742	1539
INE895W01019	11-Feb-21	Raj	1000	5784	-4784	45,979	2,66,213	8998
INE895W01019	22-Mar-21	Raj	13513	10387	3126	7,97,640	6,15,950	2830
INE895W01019	23-Mar-21	Raj	6971	10097	-3126	4,43,957	6,75,007	46531
INE895W01019	07-Apr-21	Raj	8143	6440	1703	4,89,291	3,97,218	10256
INE895W01019	08-Apr-21	Raj	0	1703	-1703	-	1,08,300	5971
INE895W01019	09-Apr-21	Raj	8051	100	7951	5,21,902	6,400	-82
INE895W01019	12-Apr-21	Raj	0	7951	-7951	-	4,87,732	-27687

Scrip ISIN	Date	Client Name	Buy Qty.	Sell Qty.	Net Traded Qty.	Gross Buy Value (INR)	Gross Sell Value (INR)	Profit (INR)
INE895W01019	09-Jun-21	Raj	8500	8500	0	5,55,211	5,85,553	30342
INE895W01019	21-Jun-21	Raj	3800	3800	0	2,55,653	2,58,222	2569
INE906O01011	07-Jul-21	Avaniben	5578	5578	0	3,27,695	3,32,211	4517
INE906O01011	07-Jul-21	Himanshu	13000	13000	0	7,18,510	7,52,717	34207
INE906O01011	07-Jul-21	Raj	5000	5000	0	2,70,660	2,87,945	17285
INE912H01013	07-Oct-21	Himanshu	71177	57001	14176	15,34,176	13,17,611	0
INE912H01013	08-Oct-21	Himanshu	0	14176	-14176	0	3,50,147	44592.40975
INE912H01013	02-Nov-21	Himanshu	43510	43510	0	9,12,392	9,56,767	0
INE912H01013	03-Nov-21	Himanshu	15801 7	17814	140203	36,41,285	4,26,785	0
INE912H01013	04-Nov-21	Himanshu	0	43007	-43007	0	11,07,464	116426.6221
INE912H01013	04-Nov-21	Himanshu	0	97196	-97196	0	24,79,407	239658.3041
INE912H01013	04-Nov-21	Raj	30000	14557	15443	7,76,746	3,81,186	4283.19779
INE912H01013	09-Nov-21	Raj	0	15443	-15443	0	3,69,524	- 30318.64779
INE914E01040	28-Jun-21	Avaniben	12500	11750	750	3,16,848	3,03,488	5650
INE914E01040	29-Jun-21	Avaniben	0	750	-750	-	19,688	677
INE914E01040	28-Jun-21	Himanshu	48500	48500	0	12,25,697	12,52,440	26743
INE914E01040	28-Jun-21	Jaydev	16000	16000	0	4,09,403	4,13,184	3781
INE914E01040	28-Jun-21	Kokilaben	10000	9000	1000	2,54,995	2,32,200	2705
INE914E01040	29-Jun-21	Kokilaben	0	1000	-1000	-	26,250	750
INE914E01040	29-Jun-21	Mahendrabhai	0	20000	-20000	-	5,25,000	8188
INE914E01040	28-Jun-21	Raj	10000	10000	0	2,53,291	2,58,000	4709
INE915B01019	10-May-21	Avaniben	5000	5000	0	4,14,651	4,19,935	5285
INE915B01019	21-May-21	Avaniben	14500	14500	0	11,99,282	12,19,788	20506
INE915B01019	21-May-21	Jaydev	5983	1059	4924	5,00,792	89,274	633
INE915B01019	24-May-21	Jaydev	0	4924	-4924	-	4,35,996	23845
INE915B01019	21-May-21	Kokilaben	2871	2871	0	2,40,221	2,41,688	1467
INE915B01019	10-May-21	Raj	5000	5000	0	4,14,098	4,22,480	8382
INE915B01019	21-May-21	Raj	7500	2500	5000	6,23,462	2,10,312	2491
INE915B01019	24-May-21	Raj	0	5000	-5000	-	4,40,612	24970
INE916G01016	06-May-21	Avaniben	2000	2000	0	2,19,750	2,30,100	10350
INE916G01016	09-Jun-21	Avaniben	1800	1800	0	2,24,941	2,32,850	7909
INE916G01016	09-Jun-21	Himanshu	2520	2520	0	3,10,059	3,24,647	14588
INE916G01016	06-May-21	Jaydev	550	550	0	62,143	63,283	1139
INE916G01016	09-Jun-21	Jaydev	2400	2400	0	3,10,327	3,07,699	-2628
INE916G01016	06-May-21	Kokilaben	3000	3000	0	3,28,596	3,41,250	12654
INE916G01016	09-Jun-21	Raj	7000	7000	0	8,63,008	9,06,200	43192
INE918N01018	29-Sep-21	Himanshu	13399	13399	0	14,06,153	14,30,752	24599.5
INE918N01018	30-Sep-21	Himanshu	2079	2079	0	2,21,083	2,26,403	5319.8
INE918N01018	30-Sep-21	Himanshu	16217	16217	0	17,38,921	17,60,145	21223.45
INE918N01018	04-Oct-21	Himanshu	15525	15525	0	17,29,231	17,55,821	26589.6
INE918N01018	14-Oct-21	Himanshu	335	0	335	39,446	0	0

Scrip ISIN	Date	Client Name	Buy Qty.	Sell Qty.	Net Traded Qty.	Gross Buy Value (INR)	Gross Sell Value (INR)	Profit (INR)
INE918N01018	14-Oct-21	Himanshu	2582	0	2582	3,03,772	0	0
INE918N01018	18-Oct-21	Himanshu	0	401	-401	0	47,920	737.2447549
INE918N01018	19-Oct-21	Himanshu	0	781	-781	0	92,161	267.2306822
INE918N01018	27-Oct-21	Himanshu	0	1735	-1735	0	2,05,372	1229.324563
INE923A01015	12-May-21	Jaydev	0	967	-967	-	2,61,090	12350
INE923A01015	12-May-21	Raj	0	2058	-2058	-	5,62,951	62997
INE924D01017	30-Jul-21	Himanshu	3002	13502	-10500	3,34,373	16,07,484	100391
INE924D01017	17-Aug-21	Himanshu	12500	12500	0	17,02,766	17,23,341	20574
INE924D01017	27-Aug-21	Himanshu	1500	1500	0	1,99,461	1,99,200	-261
INE924D01017	03-Sep-21	Himanshu	16035	14659	1376	19,97,587	18,72,070	45901
INE924D01017	06-Sep-21	Himanshu	0	238	-238	-	29,988	339
INE924D01017	21-Sep-21	Himanshu	350	0	350	39,196	0	0
INE924D01017	01-Oct-21	Himanshu	0	1553	-1553	0	1,83,410	2138.662685
INE924D01017	13-Oct-21	Himanshu	0	435	-435	0	53,679	0
INE924D01017	13-Oct-21	Himanshu	11433	11433	0	13,50,002	13,96,052	46049.85
INE924D01017	12-Aug-21	Jaydev	0	587	-587	-	66,130	-4630
INE924D01017	17-Aug-21	Jaydev	1500	1500	0	2,02,203	2,02,850	647
INE924D01017	27-Aug-21	Jaydev	0	750	-750	-	1,03,425	6300
INE924D01017	27-Aug-21	Kokilaben	2000	2000	0	2,65,597	2,59,889	-5708
INE924D01017	30-Apr-21	Raj	0	300	-300	-	32,191	1214
INE924D01017	27-Aug-21	Raj	1000	1000	0	1,30,632	1,28,891	-1742
INE924D01017	13-Oct-21	Raj	7000	7000	0	8,61,926	8,67,261	5335
INE932C01012	05-Jan-21	Avaniben	300	300	0	22,500	22,802	302
INE932C01012	14-Jan-21	Avaniben	5000	5000	0	4,02,607	4,08,650	6043
INE932C01012	06-May-21	Avaniben	2126	2126	0	1,61,036	1,68,009	6974
INE932C01012	27-May-21	Avaniben	230	230	0	19,549	19,642	94
INE932C01012	31-May-21	Avaniben	11500	11500	0	10,61,953	11,18,673	56720
INE932C01012	05-Jan-21	Himanshu	1001	1001	0	76,201	76,794	593
INE932C01012	20-Jan-21	Himanshu	0	500	-500	-	39,010	-1478
INE932C01012	27-May-21	Himanshu	1000	1000	0	83,888	85,950	2062
INE932C01012	12-Jul-21	Himanshu	30636	30636	0	34,42,668	34,80,853	38186
INE932C01012	18-Aug-21	Himanshu	5155	29643	-24488	6,09,474	34,79,860	249497
INE932C01012	11-Oct-21	Himanshu	11010	10827	183	11,82,582	12,11,085	48159.73762
INE932C01012	12-Oct-21	Himanshu	0	171	-171	0	18,468	101.2796049
INE932C01012	14-Oct-21	Himanshu	0	12	-12	0	1,247	42.11722071
INE932C01012	05-Jan-21	Jaydev	476	276	200	36,273	21,472	439
INE932C01012	06-Jan-21	Jaydev	0	200	-200	-	16,380	1139
INE932C01012	14-Jan-21	Jaydev	415	115	300	33,700	9,660	322
INE932C01012	15-Jan-21	Jaydev	0	300	-300	-	25,490	1129
INE932C01012	03-Feb-21	Jaydev	270	50	220	20,631	3,895	74
INE932C01012	04-Feb-21	Jaydev	175	175	0	13,435	13,371	-29

Scrip ISIN	Date	Client Name	Buy Qty.	Sell Qty.	Net Traded Qty.	Gross Buy Value (INR)	Gross Sell Value (INR)	Profit (INR)
INE932C01012	05-Feb-21	Jaydev	2	2	0	149	148	-4
INE932C01012	08-Feb-21	Jaydev	0	220	-220	-	15,873	-969
INE932C01012	06-May-21	Jaydev	1400	1400	0	1,08,669	1,12,150	3481
INE932C01012	27-May-21	Jaydev	1250	1250	0	1,07,413	1,06,831	-582
INE932C01012	31-May-21	Jaydev	5295	5295	0	5,12,429	5,19,764	7334
INE932C01012	12-Jul-21	Jaydev	504	504	0	56,200	57,075	875
INE932C01012	18-Aug-21	Jaydev	0	1000	-1000	-	1,17,000	1556
INE932C01012	05-Jan-21	Kokilaben	300	300	0	22,639	22,920	281
INE932C01012	14-Jan-21	Kokilaben	1000	1000	0	77,658	79,500	1842
INE932C01012	06-May-21	Kokilaben	5000	5000	0	3,68,575	3,92,500	23925
INE932C01012	14-Jan-21	Mahendrabhai	1610	1610	0	1,25,543	1,29,663	4121
INE932C01012	06-May-21	Mahendrabhai	1475	1475	0	1,10,849	1,17,150	6301
INE932C01012	05-Jan-21	Raj	6658	6658	0	4,93,376	5,03,120	9744
INE932C01012	14-Jan-21	Raj	5000	5000	0	3,77,350	3,99,757	22406
INE932C01012	20-Jan-21	Raj	0	500	-500	-	38,888	-1597
INE932C01012	03-Feb-21	Raj	5650	5650	0	4,17,135	4,24,606	7471
INE932C01012	27-May-21	Raj	9500	9500	0	8,03,430	8,14,831	11401
INE932C01012	31-May-21	Raj	12300	12300	0	11,65,939	12,09,119	43180
INE932C01012	12-Jul-21	Raj	5000	5000	0	5,62,361	5,66,564	4203
INE932C01012	05-Aug-21	Raj	2000	2000	0	2,37,959	2,34,094	-3865
INE932C01012	18-Aug-21	Raj	2000	2000	0	2,39,848	2,35,365	-4483
INE960E01019	15-Jun-21	Avaniben	2500	2500	0	1,24,705	1,27,933	3228
INE960E01019	17-Jun-21	Avaniben	5400	5300	100	2,99,419	3,00,300	1445
INE960E01019	18-Jun-21	Avaniben	0	5100	-5100	-	3,17,115	35721
INE960E01019	15-Jun-21	Himanshu	10062	10062	0	4,89,757	5,15,494	25737
INE960E01019	17-Jun-21	Himanshu	3032	14500	-11468	1,66,760	8,21,784	47313
INE960E01019	18-Jun-21	Himanshu	0	2532	-2532	-	1,56,984	22632
INE960E01019	07-Jun-21	Jaydev	0	650	-650	-	32,370	385
INE960E01019	15-Jun-21	Jaydev	2000	2000	0	1,02,460	1,02,414	-46
INE960E01019	18-Jun-21	Jaydev	0	15200	-15200	-	8,97,104	40708
INE960E01019	17-Jun-21	Mahendrabhai	7500	2500	5000	4,11,945	1,41,990	-46
INE960E01019	18-Jun-21	Mahendrabhai	0	7500	-7500	-	4,34,000	21916
INE960E01019	15-Jun-21	Raj	6721	6721	0	3,34,205	3,44,589	10383
INE960E01019	18-Jun-21	Raj	0	16000	-16000	-	9,71,698	90377
INE972X01014	14-Jun-21	Avaniben	2000	2000	0	87,937	89,112	1175
INE972X01014	22-Jun-21	Avaniben	11500	16167	-4667	4,75,246	6,96,601	2374
INE972X01014	23-Jun-21	Avaniben	0	11500	-11500	-	5,08,959	29552
INE972X01014	14-Jun-21	Himanshu	31640	31640	0	13,44,034	13,83,245	39211
INE972X01014	22-Jun-21	Himanshu	0	24000	-24000	-	10,28,978	43190
INE972X01014	17-Aug-21	Himanshu	1500	24500	-23000	72,200	10,89,583	105151
INE972X01014	25-Aug-21	Himanshu	5000	45697	-40697	2,11,932	19,68,267	153850

Scrip ISIN	Date	Client Name	Buy Qty.	Sell Qty.	Net Traded Qty.	Gross Buy Value (INR)	Gross Sell Value (INR)	Profit (INR)
INE972X01014	17-Sep-21	Himanshu	30000	0	30000	11,24,973	0	0
INE972X01014	20-Sep-21	Himanshu	5000	35000	-30000	1,92,500	13,91,855	68045.63571
INE972X01014	08-Nov-21	Himanshu	19778	19778	0	7,15,817	7,36,635	20818.65
INE972X01014	14-Jun-21	Jaydev	14050	18050	-4000	6,02,204	7,94,083	22543
INE972X01014	22-Jun-21	Jaydev	22656	19634	3022	9,68,330	8,42,633	5858
INE972X01014	23-Jun-21	Jaydev	0	21327	-21327	-	9,41,982	36817
INE972X01014	17-Aug-21	Jaydev	0	2285	-2285	-	1,02,747	10204
INE972X01014	25-Aug-21	Jaydev	0	7270	-7270	-	3,11,883	17372
INE972X01014	23-Jun-21	Kokilaben	0	20000	-20000	-	8,87,592	41078
INE972X01014	22-Jun-21	Mahendrabhai	0	6500	-6500	-	2,80,494	7672
INE972X01014	14-Jun-21	Raj	10520	20520	-10000	4,46,912	8,93,509	27252
INE972X01014	22-Jun-21	Raj	20000	22374	-2374	8,30,386	9,64,139	3586
INE972X01014	23-Jun-21	Raj	0	20000	-20000	-	8,79,526	49008
INE972X01014	24-Jun-21	Raj	0	2126	-2126	-	92,411	4127
INE972X01014	25-Aug-21	Raj	12500	12500	0	5,37,864	5,29,784	-8080
INE972X01014	08-Sep-21	Raj	29500	29500	0	11,48,628	11,56,924	8296
INE978G01016	11-Jun-21	Avaniben	4844	4844	0	2,37,074	2,45,860	8785
INE978G01016	14-Jul-21	Avaniben	5350	5350	0	2,56,775	2,66,520	9746
INE978G01016	04-Jan-21	Himanshu	2000	2000	0	71,730	72,600	870
INE978G01016	05-Jan-21	Himanshu	1000	1000	0	36,450	36,709	258
INE978G01016	04-Jan-21	Jaydev	550	170	380	19,645	6,201	129
INE978G01016	05-Jan-21	Jaydev	0	380	-380	-	14,103	530
INE978G01016	14-Jul-21	Jaydev	4000	4000	0	1,97,824	1,99,650	1826
INE978G01016	04-Jan-21	Kokilaben	350	350	0	12,400	12,705	305
INE978G01016	04-Jan-21	Mahendrabhai	50	50	0	1,768	1,812	45
INE978G01016	04-Jan-21	Raj	15500	15500	0	5,41,914	5,58,891	16977
INE978G01016	11-Jun-21	Raj	7000	7000	0	3,43,256	3,54,765	11509
INE978G01016	14-Jul-21	Raj	6656	6656	0	3,23,142	3,34,582	11441
INE980Y01015	13-Jan-21	Avaniben	0	5000	-5000	-	2,18,937	3942
INE980Y01015	14-Jul-21	Avaniben	21500	21500	0	11,30,542	11,62,910	32368
INE980Y01015	27-Jul-21	Avaniben	10000	10000	0	5,86,510	6,08,500	21990
INE980Y01015	13-Jan-21	Himanshu	1450	1450	0	63,669	62,443	-1227
INE980Y01015	09-Jul-21	Himanshu	22500	22500	0	9,87,871	10,27,843	39971
INE980Y01015	13-Jan-21	Jaydev	480	830	-350	20,929	36,210	248
INE980Y01015	14-Jul-21	Jaydev	13000	13000	0	6,95,053	6,97,625	2572
INE980Y01015	27-Jul-21	Jaydev	4500	4500	0	2,71,397	2,73,750	2353
INE980Y01015	13-Jan-21	Raj	0	10000	-10000	-	4,38,075	11199
INE980Y01015	09-Jul-21	Raj	10000	10000	0	4,46,017	4,58,839	12822
INE980Y01015	14-Jul-21	Raj	26000	26000	0	13,27,643	14,07,636	79993
INE980Y01015	27-Jul-21	Raj	23758	23758	0	14,19,409	14,56,269	36860
INE981B01011	13-Sep-21	Himanshu	1500	18401	-16901	74,850	9,04,340	1130.640998

Scrip ISIN	Date	Client Name	Buy Qty.	Sell Qty.	Net Traded Qty.	Gross Buy Value (INR)	Gross Sell Value (INR)	Profit (INR)
INE981B01011	04-Oct-21	Himanshu	40790	4598	36192	18,89,873	2,19,784	0
INE981B01011	05-Oct-21	Himanshu	0	9878	-9878	0	4,98,778	41112.69077
INE981B01011	05-Oct-21	Himanshu	0	26314	-26314	0	13,42,579	123404.8273
INE985A01022	06-Jul-21	Himanshu	23000	23000	0	18,94,589	19,52,807	58218
INE985A01022	06-Jul-21	Jaydev	2613	2613	0	2,21,368	2,22,713	1345
INE985A01022	06-Jul-21	Raj	4800	4800	0	4,02,031	4,07,734	5703
<b>Grand Total</b>								<b>2,84,29,948</b>

**Note:**

**1. Profit has been calculated for trades that qualify as under:**

- Trade has been executed within the Investigation period, i.e., January 01, 2021 to November 12, 2021.
- Trade has been executed in scrips with an overall profit of at least INR 50,000 during the Investigation period.
- Recommendation has been given in the Telegram channel pertaining to the scrip in which the said trade has taken place during the Investigation period.

- 2. Calculation of Buy Price:** Weighted Average method has been used to calculate the average buy price of the scrips.

**3. Calculation of Intraday Profit:**

**Intra-day Profit = (Average Sell price – Average Buy Price) \* Lower of Buy Quantity or Sell Quantity.**

- 4. Calculation of Total Profit:** Includes sum total of profits made from Intraday trades and Positional trades.

**Total Profit = Intraday profit + Positional Profit**

- 5. Calculation of Final Profit:** Intraday profit pertaining to trades in scrips for which no recommendation was made during the day i.e., from 06:00 a. m. to 03:30 p. m. has not been included in the total profit since no price-volume impact had taken place.