

National Stock Exchange of India

Circular

Department: Compliance	
Download Ref No: NSE/COMP/55876	Date: March 03, 2023
Circular Ref. No: 23/2023	

To All Members,

Sub: Internal Risk Assessment of Registered Intermediaries

This has reference to Exchange circular NSE/COMP/45704 dated September 15, 2020, and NSE/COMP/46108 dated October 21, 2020, on Internal Risk Assessment of Registered Intermediaries.

In order to ascertain the adherence to the AML/CFT norms and evaluate the implementation & effectiveness of measures to combat money laundering and terrorist financing, SEBI has advised the Exchanges to collate data/information from the Members relating to client risk categorisation & due diligence, ML/TF risk assessment, Alert Generation System, conduct of AML/CFT related trainings, BO identification, record keeping etc. of all the active Members who have executed trades from April 2021 to March 2022.

Members are required to do the submission through New ENIT > Compliance > Internal Risk Assessment. The detailed procedure for submitting the data/information through the module is enclosed herewith as Annexure-A.

All members are advised to ensure the submission on or before **March 14, 2023**.

For any support, please reach out to the helpdesk on 1800 266 0050 (Select IVR option 3) or email at memcompliance_support@nse.co.in

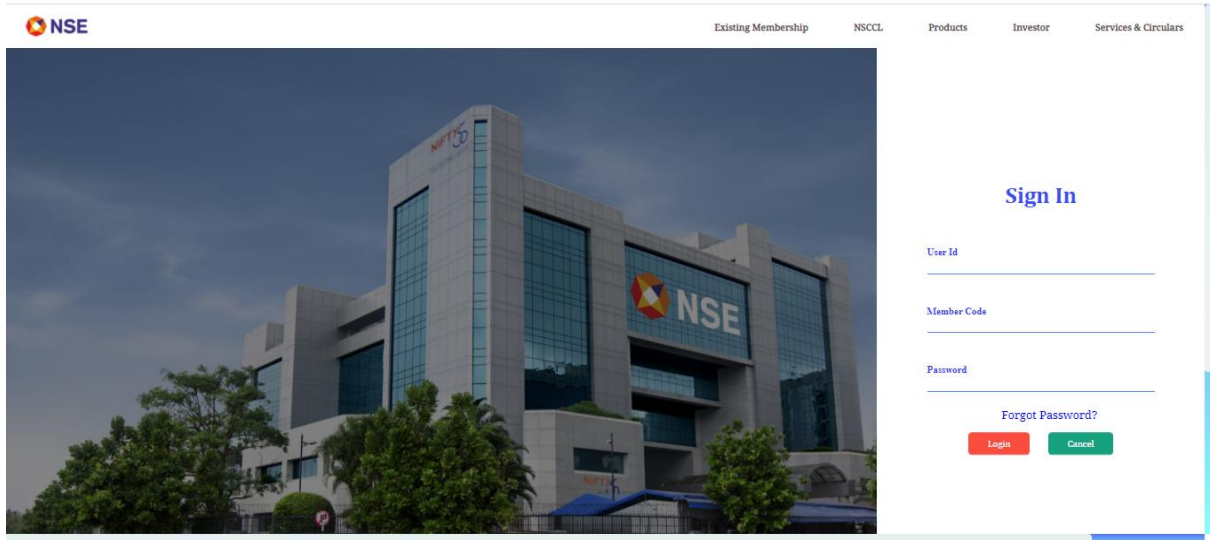
For and on behalf of
National Stock Exchange of India Limited

Pradnya Pinto
Chief Manager

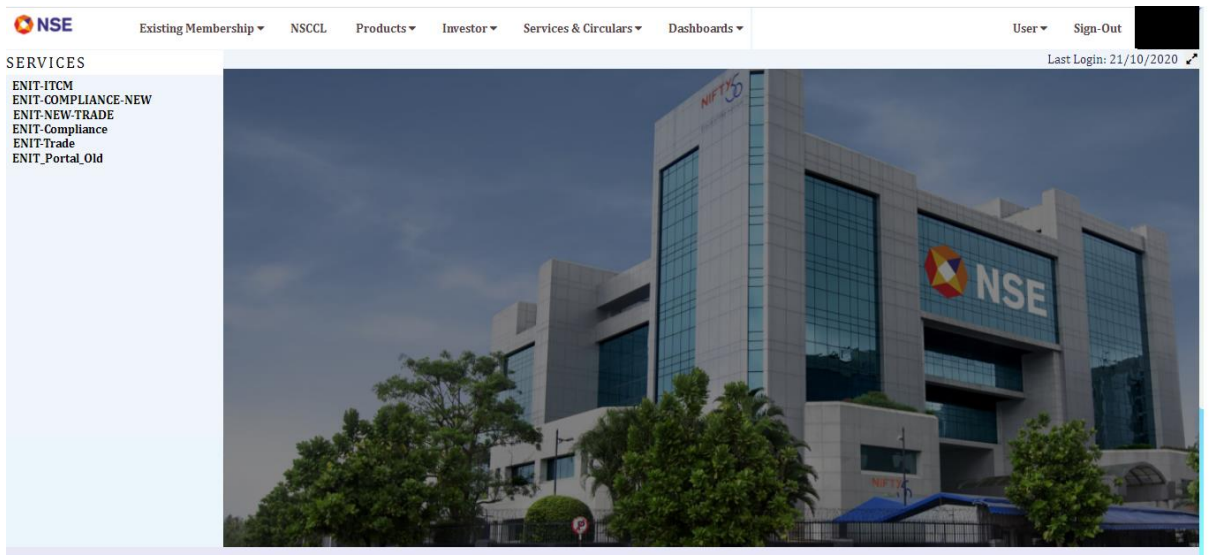
Telephone No	Email id
1800 266 0050 (Select IVR option 3)	memcompliance_support@nse.co.in

Annexure-A**Step-by Step Guide to submit the forms:**

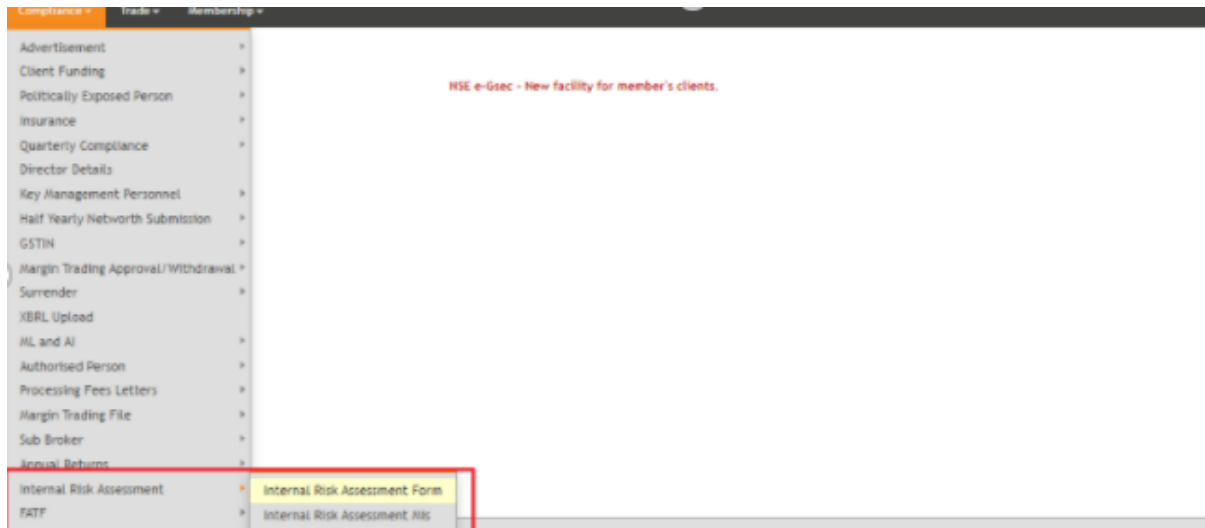
1. Login to Member Portal by typing <https://www.connect2nse.com/MemberPortal/home.jsp>



2. Enter the credentials and click the 'Submit' button.
3. Once user logs in, then following screen will be displayed:



4. Click on "ENIT-COMPLIANCE-NEW" tab under the Services Menu.
5. Under Compliance, select 'Internal Risk Assessment' Module. Upon clicking, the relevant page to submit the data shall be displayed.



Internal Risk Assessment Form

- [General Information](#)
- [Risk Categorization and Periodic Update of KYC](#)
- [Client Due Diligence](#)
- [Enhanced Due Diligence](#)
- [Implementation of Statutory and Regulatory orders](#)
- [Internal ML/TF Risk Assessment](#)
- [Questionnaire on sharing of information on KYC/AML/CFT \(covering Recommendation 18 of FATF\) and Alert Generation system](#)
- [AML alert generation system](#)
- [Beneficial Owner \(BO\) Identification](#)
- [Record Keeping](#)
- [Data on Trainings](#)

6. The page will contain 12 sections. Kindly proceed to submit the applicable data in each of the sections.

7. Section 1 is mandatory for all type of Members. After filling section 1, you are required to select 'Applicable' or 'Not Applicable' in each of the remaining 11 sections based on the applicability.

Internal Risk Assessment Form
General Information

Asset Size:	<input type="text"/>	Name of the Principle Officer:	<input type="text"/>	Email Id of the Principle Officer:	<input type="text"/>	Contact Number of Principle Officer:	<input type="text"/>
Mobile Number of Principle Officer:	<input type="text"/>	Name of Compliance Officer:	<input type="text"/>	Email Id of Compliance Officer:	<input type="text"/>	Contact Number of Compliance Officer:	<input type="text"/>
Mobile Number of Compliance Officer:	<input type="text"/>	Name of Designated Director:	<input type="text"/>	Email Id of Designated Director:	<input type="text"/>	Name of the Application/System/Software used for AML/CFT :	<input type="text"/>
No of Years in Broking Business:	<input type="text"/>	No of Years Associated With Exchange:	<input type="text"/>	Latest Net worth (As On 31-Mar-2020):	<input type="text"/>	Brokerage Income for the FY 2019-20:	<input type="text"/>
Total Turnover for the FY 2019-20:	<input type="text"/>	Type Of Client:	<input type="text" value="Select"/>				

Risk Categorization and Periodic Updation of KYC

8. In case you submit 'Applicable', proceed to submit the data by clicking on '+' sign to expand the relevant section.

(Do not forget to click on 'SAVE' each form after filling. There is an option to 'RESET' as well if need be)



9. Provision to 'add or 'Delete row' has also been provided at relevant places. However, one row is mandatorily required to be filed.

Sr.No	Parameters*	Delete
1	<input type="text"/>	
2	<input type="text"/>	<input type="button" value="Delete"/>
3	<input type="text"/>	<input type="button" value="Delete"/>

10. The upload of attachments is permissible in PDF (.pdf) and Zip formats.

11. After all forms are submitted, you will get a preview of the entire form. You may also click on 'SAVE as DRAFT' option if you wish to keep the form on Save mode.



- Implementation of Statutory and Regulatory orders
- Internal ML/TF Risk Assessment
- Questionnaire on sharing of information on KYC/AML/CFT (covering Recommendation 18 of FATF) and Alert Generation system
- AML alert generation system
- Beneficial Owner (BO) Identification
- Record Keeping
- Data on Trainings
- Audit and Governance

12. For making the submission click on the 'Declaration', then 'Certify' by affixing the digital signature and then click on 'Submit'. Once submitted, a message shall be displayed that form has been submitted successfully and a REF no. shall be generated.

13. Once submitted, you cannot neither edit the form nor delete it. Hence you are requested to kindly review the information/data thoroughly before submission.

14. If you wish to view the form after the submission, kindly click on the "Internal Risk Assessment MIS" tab under the 'COMPLIANCE' menu. You can view the submitted form by clicking on the Ref No. and the status shall be shown as 'SUBMIT to EXCHANGE'.

INTERNAL RISK ASSESSMENT MIS

Member Name	<input type="text"/>	Member Code	<input type="text"/>
Request Status	<input type="text" value="Select"/>	Request Reference No	<input type="text"/>
Statement From Date	<input type="text" value=""/> 	Statement To Date	<input type="text" value=""/> 
Applicability	<input type="text" value="Select"/>		