

Corporate Office :
406, Silver Oaks Comm. Complex,
Opp. Arun Society, Paldi,
Ahmedabad-380 007. Gujarat, India.
Phone : 079-26584655
Fax : 079-26588054
CIN No. : L24231GJ2004PLC043861
E-mail : info@sakarhealthcare.com
Web : www.sakarhealthcare.com

21st August, 2024

Listing Department,
National Stock Exchange Limited
Exchange Plaza, C-1 Block-G
Bandra Kundra Complex,
Bandra (E), Mumbai – 400051

SYMBOL: SAKAR

Dear Sir;

Sub: Submission of Notice of 20th Annual General Meeting and Annual Report 2023-24

Pursuant to Regulation 30 and 34(1) (a) of SEBI (LODR) Regulations, 2015, we are enclosing herewith:

1. Notice of 20th Annual General Meeting of the members of the Company.
2. Annual Report 2023-24.

Kindly acknowledge receipt of the same.

Thanking you,

Yours faithfully,
For SAKAR HEALTHCARE LIMITED

BHARAT S. SONI
COMPANY SECRETARY &
COMPLIANCE OFFICER

Encl: As above.

Sakar

Healthcare Ltd.




ANNUAL REPORT

FY 2023-24

Elevating Value, Empowering Lives

www.sakarhealthcare.com

ELEVATING VALUE, EMPOWERING LIVES



At **Sakar Healthcare**, our journey is charted by an attempt to do more than just bridge the gap between the needs of today and an understanding of what tomorrow will bring. With the theme "Elevating Value, Empowering Lives," we put in a nutshell the mere endeavor of striving to enhance health care in pursuit of creating value that resonates through each business dimension and positively touches all the lives it comes in contact with.

Elevating Value:

Innovation, quality, and strategic growth have been the hallmarks of our journey, through which we have consistently raised the bar of healthcare. We invest in cutting-edge technologies, expand our product portfolio, and optimize operations to ensure that our stakeholders receive value without parallel. This culture of excellence shows in our strong financial performance, growing global presence, and the continuous pursuit of new opportunities.

Empowering Lives:

A relentless commitment to continuously working and striving for the betterment of patient outcomes, to make a tangible difference in our communities, is at the core of our success. From our vantage view, every product developed or partnership forged with any initiative will be on the platform of 'empowering lives.' This pertains to access to



medicines at affordable costs and leading in finding treatments for chronic and critical conditions to enhance the quality of life of millions around the world.

A Future of Growth and Impact:

Our strategic direction moving forward is to "Elevate Value, Empower Lives". We have an even greater potential to positively impact global health while working with a vision of value that lasts and which has protected and empowered communities. What we want to make sure of—through aligning our goals in business with the demands of our social responsibility—is that this growth proves to be a very impactful one, and that value created today empowers lives tomorrow.

TABLE OF CONTENT

COMPANY OVERVIEW

Corporate Information	1
India's Pharmaceutical Landscape and the Oncology Market	2
Sakar Healthcare: Pioneering Innovation in Oncology and Pharmaceutical Manufacturing	3-4
Chairman & Managing Director's Visionary Insights	5-6

BUSINESS PERFORMANCE

Milestones	7
Financial Highlights	8
Operational Excellence	9
Driving growth	10
Strategic Focus	11
Therapeutic Expertise	12
Product portfolio	13
State of the Art Centre	14
Marquee Partnerships	15
Achievements	16

PEOPLE AND SUSTAINABILITY

Human Capital	17
Social Responsibility	18
Sustainability	19

STATUTORY REPORTS

Notice	20
Directors' Report Including Corporate Governance Report and Secretarial Audit Report	33

FINANCIAL STATEMENTS

Standalone

Independent Auditors' Report	61
Balance Sheet	68
Statement of Profit and Loss	69
Cash Flow Statement	70
Statement of Change in Equity	72
Notes to Accounts	73

Consolidated

Independent Auditors' Report	102
Balance Sheet	108
Statement of Profit and Loss	109
Cash Flow Statement	110
Statement of Change in Equity	112
Notes to Accounts	113

CORPORATE INFORMATION

Sakar Healthcare Ltd.

[CIN: L24231GJ2004PLC043861]

BOARD OF DIRECTORS

Mr. Sanjay S. Shah	Chairman & Managing Director
Mr. Aarsh S. Shah	Joint Managing Director
Ms. Rita S. Shah	Non-Executive Director
Mr. Sunil Marathe	Whole Time Director - Technical
Mr. Prashant C. Srivastav	Independent Director
Mr. Shailesh B. Patel	Independent Director
Mr. Hemendra C. Shah	Independent Director
Ms. Visalakshi Chandramouli	Non-Executive Director
Mr. Jignesh Parikh	Independent Director
Mrs. Khyati Shah	Independent Director

MANAGEMENT TEAM

Mr. Dharmesh R. Thaker	Chief Finance Officer
Mr. Bharat S. Soni	Company Secretary

REGISTERED OFFICE & FACTORY

Block No. 10/13, Village: Changodar, Sarkhej-Bavla Highway,
Tal: Sanand, Dist: Ahmedabad - 382 213

STATUTORY AUDITORS

M/s. J.S. Shah & Co.
Chartered Accountants,
Ahmedabad.

SECRETARIAL AUDITORS

M/s. Kashyap R Mehta & Associates
Company Secretaries,
Ahmedabad.

REGISTERED & SHARE TRANSFER AGENTS

Link Intime India Private Limited, 506-508, Amarnath Business Centre-1 (ABC-1),
Besides Gala Business Centre, Near St. Xavier's College Corner, Off C.G. Road,
Ahmedabad - 380 006 Tel.: 079-26465179
Email : ahmedabad@linktime.co.in

Website: www.sakarhealthcare.com

INDIA'S PHARMACEUTICAL LANDSCAPE AND THE ONCOLOGY MARKET

Indian Pharmaceutical Market

India's pharmaceutical sector is a complex landscape dominated by generic drug manufacturers. While the industry has achieved significant growth, concerns over quality and regulatory oversight persist.

The market is characterized by:

- **Generic dominance:** Off-patent generics account for the majority of the market.
- **Low-cost manufacturing:** Driven by local production capabilities.
- **Fragmented industry:** Over 3,000 companies and 10,000 manufacturing units.
- **Quality concerns:** Substandard drugs account for a significant portion of the market.
- **Brand influence:** Branded generics hold a dominant position, influenced by doctor prescriptions.

The Rise of Oncology

The oncology market is experiencing rapid growth globally, driven by increasing cancer incidence and advancements in treatment. While India has made strides in cancer care, challenges persist in terms of access to quality treatment and infrastructure.

Key trends in the oncology landscape include:

- **Increasing cancer burden:** A rising number of cancer cases, particularly in developing countries.
- **Therapeutic advancements:** Novel treatments, such as immunotherapy and

targeted therapies, are transforming cancer care.

- **Precision medicine:** Tailored treatments based on individual patient characteristics are gaining traction.
- **Global R&D investment:** Significant research efforts focused on developing new cancer drugs.
- **Access disparities:** Unequal distribution of cancer care and treatments across the globe.
- **Industry Outlook**
- **The Indian pharmaceutical industry is at a crossroads.** To thrive in the evolving landscape, companies must:
- **Focus on chronic diseases:** As the population ages, there is a growing demand for chronic care treatments.
- **Embrace digital channels:** Utilize technology to reach healthcare professionals and patients.
- **Prioritize quality and patient safety:** Build trust through stringent quality control measures.
- **Invest in R&D:** Drive innovation and develop differentiated products.
- **Expand global footprint:** Tap into growing international markets.

The oncology sector offers significant growth opportunities for Indian pharmaceutical companies with the right capabilities and strategies. By addressing the challenges and leveraging emerging trends, the industry can contribute to improving cancer care and patient outcomes.

SAKAR HEALTHCARE PIONEERING INNOVATION IN ONCOLOGY AND PHARMACEUTICAL MANUFACTURING

Sakar Healthcare is a prominent player in India's pharmaceutical industry, emerging with its vertically integrated oncology manufacturing capabilities. Our state-of-the-art facility produces both Active Pharmaceutical Ingredients (APIs) and finished formulations, ensuring quality and control throughout the value chain.

Committed to innovation and sustainability, Sakar has invested significantly in research and development. Our advanced laboratories, equipped with cutting-edge technologies like flow chemistry, enable us to develop innovative solutions while

minimizing environmental impact.

A key highlight is our oncology business. Positioned in a rapidly growing and highly regulated market, Sakar has established a strong foothold. Our oncology manufacturing unit is WHO GMP and EU GMP certified, reflecting our commitment to global quality standards. We have successfully commercialized oral solid dosages injectables, APIs and projects on product development.

Beyond oncology, Sakar offers a diverse product portfolio across multiple therapeutic



CONTINUOUSLY EXPANDING GLOBAL FOOTPRINT

areas. Our four state-of-the-art manufacturing plants produce a wide range of dosage forms, including oral liquids, solids, injectables, and dry powder inhalers. With a strong export focus and a global distribution network, we serve customers in over 60 countries.

Sakar's success is built on a foundation of quality, compliance, and customer satisfaction. Our strategic partnerships with leading pharmaceutical companies have been instrumental in our growth. As we look ahead, we are confident in our ability to drive innovation, expand our market presence, and deliver exceptional value to our shareholders and patients.

Key strengths of Sakar Healthcare:

- Vertically integrated oncology manufacturing
- Advanced research and development capabilities
- Strong regulatory compliance (WHO GMP, EU GMP)
- Diverse product portfolio
- Wide global reach
- Strategic partnerships with leading pharmaceutical companies
- Flexible business models



Vision



To become a global healthcare organization based on three pillars- people, partnership and performance; making lives healthy happy and more meaningful by providing world class healthcare solutions



Mission



To strengthen our core competencies to become the preferred choice in existing partnerships and explore new market opportunities to expand range of products and services- respecting laws, protecting environment and benefitting mankind



Values



- Committed Team
- Loyal to Partners
- Innovative approach
- Focused on results

CHAIRMAN & MANAGING DIRECTOR'S VISIONARY INSIGHTS



Dear Shareholders,

A journey of a thousand miles begins with a single step. The long journey undertaken by Sakar Healthcare from its very inception to its present leading position as a pharmaceutical company in Gujarat serves as a testimony to this proverb. It has been a momentous journey in challenges, rich in triumphs, and relentless in pursuit of excellence.

As we step into the future themed "Elevating Value, Empowering Lives," we reflect upon how those principles have shaped our strategies and

achievements. Much as the world beats the rhythm with the spirit of the Olympics, so are we to find a parallel of that pursuit for excellence within ourselves. Our team's hard work, never-give-up attitude, draws from the athletes' relentless pursuit toward the podium. It is in light of your unwavering support, coupled with our team's attitude, that we have built a very strong foundation for success.

Sakar Healthcare has shown superior financial performance with a strong CAGR of 17.41% in revenues from FY21 to FY24. The group revenues during FY24 were at INR 1,533 Mn with an EBITDA margin of ~25%. These financial strength outcomes further provide us power to support growth-oriented initiatives and to come up with exceptional value for shareholders.

One of the cornerstones of our strategy is this expansion into the oncology segment. This launch of a state-of-the-art oncology manufacturing facility, coupled with a robust R&D pipeline, places Sakar Healthcare at the forefront in this critical therapeutic

area. A recent patent granted to us for IMATINIB and receipt of the EU GMP certification for our oncology unit mark major milestones accomplished in our journey.

We are dedicated to excellence in operation and innovation. The delivery of cytotoxics as oral liquids, HME-enhanced solubility anti-cancer products, and liposomal formulations are a testament to our relentless pursuit towards better patient outcomes.

Geographically, we have expanded our global footprint across key markets and are rapidly building further with a strong pipeline of new opportunities being explored. We take great pride in our partnerships and customer relationships built on trust.

Looking ahead, we believe that Sakar Healthcare is on sound ground to benefit from these unfolding opportunities and deliver long-term growth. We remain committed to ongoing innovation and sound financial performance, positioning us to deliver exceptional value to our shareholders, patients, and the communities we serve.

We thank you for your continued support and confidence in Sakar Healthcare as we continue to grow value and empower lives.

Sincerely,

Sanjay Shah

Chairman and Managing Director

SAKAR HEALTHCARE MILESTONES IN OUR GROWTH STORY

2004

Incorporated as Sakar Healthcare Pvt. Ltd.

Operations begun as a contract manufacturer.

2019

Uplisted to the main board of National Stock Exchange, Mumbai.

2005

Oral liquid products launched.

ISO 9001 certification, a quality commitment) accredited and acquired.

2020

EU GMP for SVP unit — further fortifying Sakar's commitment to global quality standards.

2008

Oral solid dosage forms (antibiotics) and small volume parenteral injections added to the product pipeline.

Exports initiated—Sakar's global journey begins.

2021

Oncology manufacturing unit, Bavla, Gujarat—strategic shift towards focused specialization.

2012

Dry powder injections introduced into the product portfolio.

2022

Commercialization of oncology products started after getting WHO GMP certification.

2016

Listed on NSE SME Emerge A step-up in the growth trajectory of the company.

2024

EU GMP approval to oncology FDF unit, confirming Sakar's leadership position in oncology globally

2017

Entered into the lyophilized injections segment

Expanding and diversifying its product basket.

SAKAR HEALTHCARE

FINANCIAL AND OPERATIONAL PERFORMANCE AT A GLANCE



Sakar Healthcare has demonstrated superior financial performance, marked by a robust CAGR of 17.41% in revenue from FY21 to FY24. In FY24, revenue stood at INR 1,533 Mn with an EBITDA margin of ~25%. This financial growth has been driven by a combination of own brand exports and CDMO services. The company's attractive working capital cycle, maintained through a policy of organized payment collection from overseas customers, has further strengthened its financial position. Consequently, net profit has increased by 3% CAGR to INR 116 million.

A strong promoter holding of 54.2% underscores the management's commitment to the company's long-term success.

Backed by a credit rating of ICRABB/A3+, the company has solidified its position in the market. With a workforce of over 200 dedicated employees at its Changodar unit,

Sakar has successfully expanded its reach to over 70 overseas partners, offering a diverse product portfolio of 175+ formulations across 24 therapeutic segments. This extensive product range has translated into a significant market presence with approximately 290 registered products.

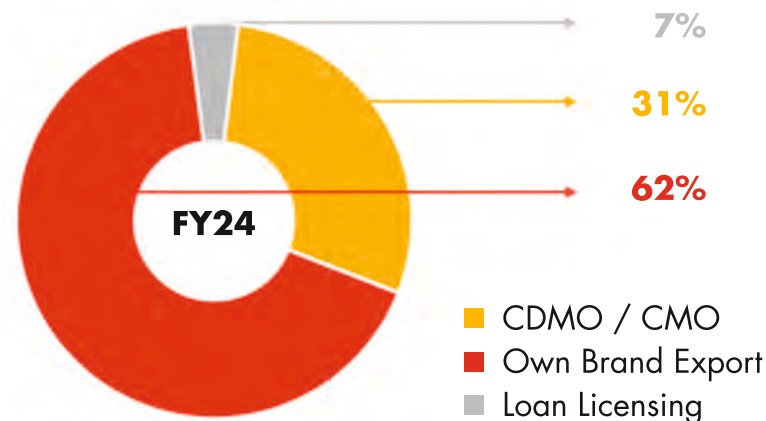
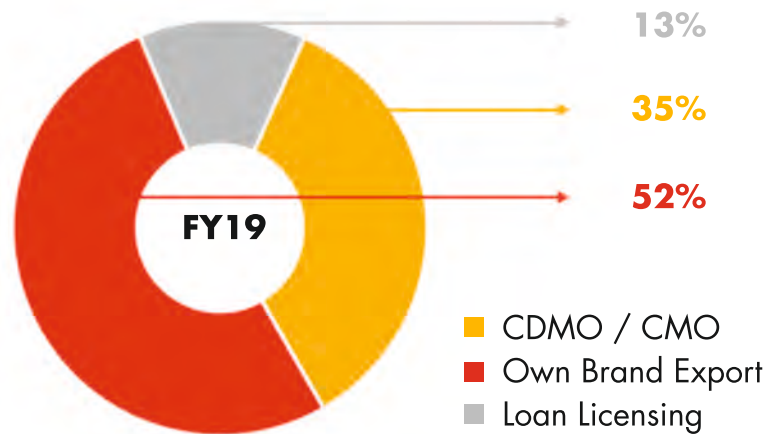
Key Financial Highlights:

Financial Measure	Result
Revenue CAGR	17.41%
Revenue (Current FY)	INR 1,533 Mn
EBITDA Margin	24.90%
EBITDA CAGR	20.42%
PAT Margin	7.60%
PAT CAGR	3%

These figures collectively reflect Sakar Healthcare's strong financial performance and its potential for sustained growth.

OPERATIONAL EXCELLENCE THE ENGINE OF OUR GROWTH

BUSINESS VERTICAL CONTRIBUTION



CDMO Services

Sakar Healthcare provides Contract Development and Manufacturing Organization (CDMO) services to leading multinational pharmaceutical companies in India. Our offerings encompass a comprehensive range of services, from product development to large-scale manufacturing.

Loan Licensing

Sakar Healthcare undertakes necessary

conversion and testing of the product into its finished formulation. Our loan licensing services adhere to stringent quality standards and regulatory requirements.

Own Brand Export

Sakar Healthcare exports its own branded formulations to over 53 countries across branded and generic markets. Our global presence extends to regions including APAC, Latin America, East and French-West Africa, CIS, and Europe covering +60 countries.

DRIVING GROWTH WITH A STRATEGIC FOCUS IN ONCOLOGY

Strategically, Sakar has been positioned as a prime player in the fast-growing oncology market. Successfully, the integration of our business model into uninterrupted R&D capabilities and in-house manufacturing has been achieved to deliver new and novel solutions for the treatment of cancer.

Research and Development (R&D):

- **Strategic Collaborations:** We are collaborating with some of the biggest pharmaceutical companies in the world on co-development projects. Currently, we are engaged in a joint development program with PharOS, a company based in Greece, for the development of a patented, non-infringing molecule in the anti-cancer domain.
- **Technological Advancements:** A major focus area of innovation for the R&D team is in new drug delivery systems. We have engaged ourselves with Ferring Pharmaceuticals, based in Switzerland, in validating research-based, innovative, and advanced delivery processes for oncology products.
- **Knowledge Transfer:** Technology transfer has been done from Zydus Life Sciences for 23 SKUs of oral solids and 19 SKUs of injections, which further significantly strengthen our product portfolio.

Business Development Domestic Focus:

- **CDMO Services:** We are a reliable CDMO partner to the big domestic pharma players like Zydus, Zuventus, Getwell.
- **API Supply:** Our manufacturing facility for APIs has helped us supply key intermediates to Jodas and Meta Life Sciences.
- **Strategic Partnerships:** We are in an advanced stage of finalizing discussions with Intas and Torrent Pharmaceuticals for potential collaborations.

Global Expansion:

- **Out-licensing and MAH:** We actively pursue out-licensing opportunities and have set up Market Authorization Holders (MAH) in key markets.
- **Market Penetration:** We presently have discussions underway for potential agreements in the UK, Europe, Thailand, Vietnam, Malaysia, Colombia, Mexico, and the Philippines.
- **Regulatory Approvals:** We have prepared dossiers with bioequivalence studies for 3 oncology products and are in the field for regulatory approvals.

Through these strategic moves, Sakar Healthcare is committed toward global presence, enhancing product offerings, and delivering innovative treatment solutions on cancer

STRATEGIC FOCUS

EXPANDING OUR HORIZONS

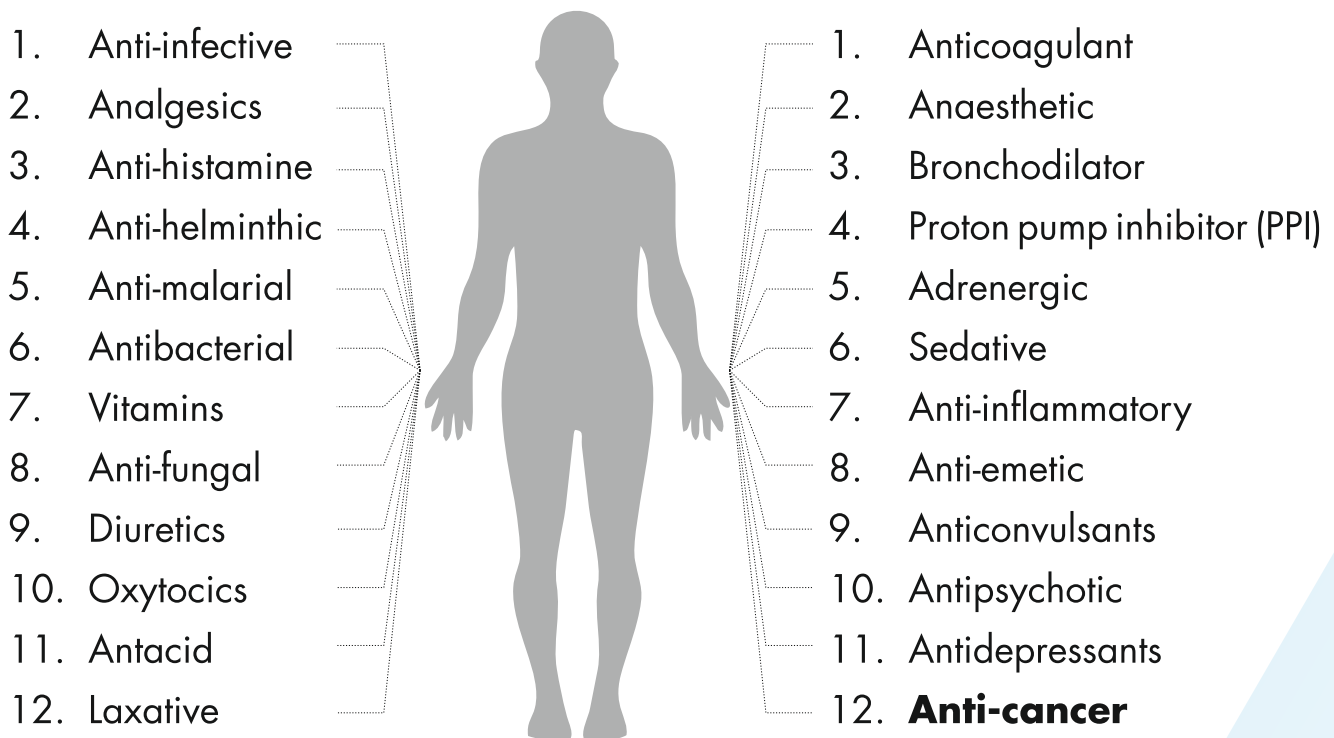
Sakar Healthcare is focused on delivering world-class healthcare solutions through geographic expansion and product diversification. The strategic focus would be on the following areas:

- **Product Expansion:** Commercializing lyophilized products across key markets to address a larger patient population.
- **Entering Newer Markets:** Identifying newer segments with high growth potential and securing marketing authorizations that will increase our geographical reach.
- Explore strategic partnering with different organizations with respect to joint ventures and collaborations, which would be a match of the strengths of two organizations in different categories moving into new markets.
- **Business Development:** Robust Business Development strategy to identify and acquire promising products and technologies. By executing these strategic initiatives, we can help strengthen our market position and enhance shareholder value and contribute to improving global healthcare outcomes.



THERAPEUTIC EXCELLENCE ACROSS CATEGORIES AND DOSAGE FORMS

Sakar Healthcare is a dynamic pharmaceutical manufacturer that provides both Rx and Gx products in domestic and international markets. The comprehensive product portfolio ensures flexibility in business to our clients and overseas partners



DOSAGES

- ORAL LIQUIDS
- ANTIBIOTIC SOLIDS (Tablets, Capsules, Dry Syrups)
- ANTIBIOTIC DRY POWDER INJECTIONS
- SMALL VOLUME PARENTERALS (Liquid / Lyophilised Injections)
- Cytotoxic Injections (Liquid / Lyophilised)
- Cytotoxic Oral Solids (Tablets / Capsules)

KEY THERAPEUTIC SEGMENTS OUR PRODUCT PORTFOLIO

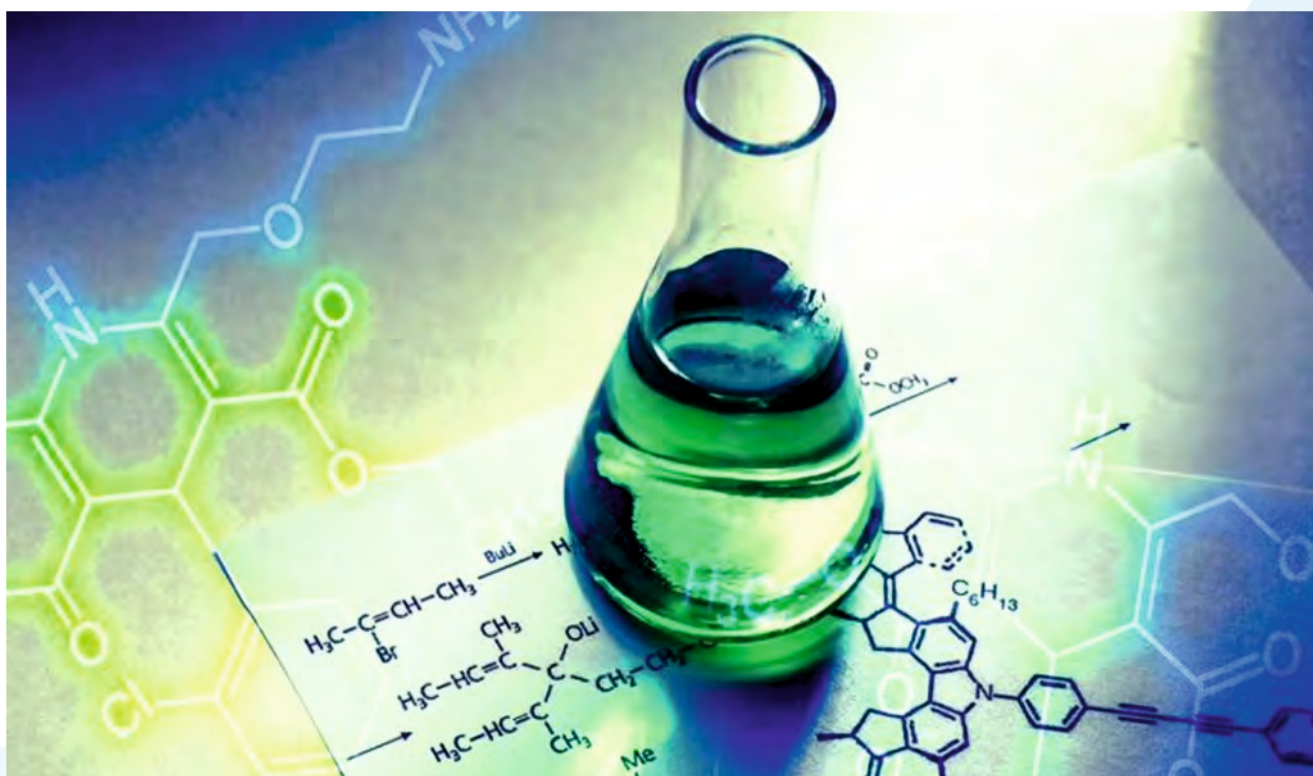
Key Therapeutic Segments

- Proton Pump Inhibitors
- Antibiotics
- Analgesics
- Anti-Coagulants
- Anti-Malarials

Product Focus Sakar Healthcare offers a wide range of critical care products across key therapeutic areas including:

- Anticoagulants
- Analgesics
- Anti-Inflammatory

Global Reach Our extensive distribution network comprises 74 operating partners, enabling us to reach customers in diverse geographies.



STATE-OF-THE-ART ONCOLOGY FACILITY A CENTRE OF EXCELLENCE

Sakar Healthcare's Oncology division is based in a 39,121 sq. meters area within the state-of-the-art facility built in adherence to the best quality and safety standards. Our integrated campus, fully equipped with state-of-the-art technology and infrastructure, enables us to stay at the forefront in the sphere of cancer treatment through continuous innovation.

Excellence in Research and Development

Equipped with investments in advanced instruments such as flow chemistry equipments, fume hoods, biosafety cabinets, our scientists can carry out complicated research and come up with drug development that are worthy to patient treatment and compliance.

High-Potency API Manufacturing

The facility contains an independent unit with glass line reactors and special equipment to handle highly potent compounds for the manufacture of APIs. Having an annual capacity of 9,600 kgs, this unit further solidifies our comprehensive oncology portfolio.

Next-Generation Formulation and Manufacturing Capabilities

We possess formulation capabilities across both oral solid dosage forms and sterile injectables in oncology. Containment systems, state-of-the-art packaging lines, and lyophilization technology guarantee

adherence to the highest standards in terms of quality and safety for the products.

Strong Infrastructure for Sustainability

Additionally, it is supported by world-class Eurovent certified utilities, including a zero-liquid discharge effluent treatment plant, which has a minimum effect on the environment. Also, invariance of solar panels underlines our commitment to sustainability.

Equipped with state-of-the-art technology, highly trained personnel, and stringent quality standards, Sakar Healthcare's oncology facility is fully equipped to develop innovative and effective cancer treatments.

Key Equipment:

- Vapourtec R Series System
- De-Dietrich Glass Line Reactors
- GEA Containment Line
- Glatt Autocoater
- Sensus Inspection Machines
- Tofflon Lyophilizer
- Kevin Roll Compactor
- IMA Bulk Packaging Line

These well-supported infrastructures leverage us in developing and manufacturing high-standard oncology products to meet the unmet needs of patients.

STRATEGIC PARTNERSHIPS COLLABORATING FOR SUCCESS

Sakar Healthcare boasts a strong network of international and national partners who share our commitment to delivering high-quality healthcare solutions. These strategic alliances enable us to leverage complementary strengths, expand our market reach, and enhance our product offerings.

Our partnerships with leading pharmaceutical companies and distributors have been instrumental in our success. By collaborating with these trusted partners, we are able to bring innovative and effective healthcare solutions to patients worldwide.



These partnerships are built on a foundation of shared values, mutual respect, and a commitment to excellence. We believe that by working together, we can create a healthier future for all.

ACHIEVEMENTS

A CHRONICLE OF INNOVATION AND PROGRESS

Sakar Healthcare has made significant strides in the pharmaceutical industry, marked by several key achievements

Date	Title	Description
06-03-2024	EU GMP approval for oncology unit	Sakar's oncology unit receives EU GMP approval, allowing them to export oncology products and expand into new markets.
24-01-2024	Granted patent for Imatinib process	Sakar receives a patent for a novel process to prepare Imatinib, a globally high-selling anti-cancer drug.
11-05-2023	Agreement with PharOS (Greece)	Sakar enters into an agreement with PharOS to develop a non-infringing oncology product.
18-05-2023	Contracts with Ferring Pharmaceuticals and Bazell Pharma	Sakar signs contracts to develop and supply novel drug delivery systems for two oncology products.



**EU GMP
APPROVED**

HIGH POTENT ONCOLOGY OSD (Tablet, Capsule, Granule)
 HIGH POTENT ONCOLOGY INJECTION (Liquid, Lyophilised)
 GENERAL SMALL VOLUME PARENTERAL (Liquid, Lyophilised)



EMPOWERING PEOPLE NURTURING TALENT AND DRIVING GROWTH

Sakar Healthcare stands firm on the ideology of developing an effective and proficient workforce. Our family of 325 professionals is getting stronger, with more women coming on board and making some invaluable contributions toward the success of our organization.

We have instituted an all-inclusive training program at Sakar for skill development in order to groom future leaders in the industry. Last year we have mentored over 30 pharmacy undergraduates and postgraduates from across India. It includes a 30-days on-job training workshop wherein the student gets first-hand practical exposure in the core pharma operation areas of research, manufacturing, quality control, quality assurance, and production.

These activities also provide Sakar Healthcare with an opportunity to be socially responsible while contributing to the growth of the industry itself.

Key Highlights:

- Strong workforce with 325 employees
- Increasing female representation within the workforce
- Robust training and skill development programme
- Successful mentorship of more than 30 pharmacy students
- Commitment to industry growth and development
- Academia & Industrial Bonding



SOCIAL RESPONSIBILITY

OUR COMMITMENT TO COMMUNITY WELL-BEING

Sakar Healthcare is dedicated to creating a positive impact on society through its Corporate Social Responsibility (CSR) initiatives. Aligned with the principles of sustainable development, the company has focused its efforts on empowering underprivileged communities.

CSR Focus: Vocational Training and Skill Development

In **FY 2023-24**, Sakar Healthcare allocated a total of INR 37,95,000 towards CSR initiatives. These funds were exclusively directed towards vocational training and skill development programs for rural youth in Gujarat.

Through strategic partnerships with implementing agencies, Sakar has empowered underprivileged individuals with

the skills necessary to secure sustainable livelihoods. The programs have been designed to foster self-reliance and contribute to the overall development of rural communities.

By investing in education and skill development, Sakar Healthcare aims to create a positive social impact and contribute to the nation's progress.

Key Highlights:

- Total CSR Expenditure: INR 37,95,000
- Focus Area: Vocational Training and Skill Development
- Beneficiaries: Rural youth in Gujarat
- Impact: Empowering individuals through skill building



SUSTAINABILITY

UPHOLDING OUR COMMITMENT TO A GREENER FUTURE



Sakar Healthcare is privileged to operate a world-class facility emulating green-chemistry principles and practices in sustainability. Our manufacturing processes are oriented towards the least possible disturbance of the environment, coupled with resource efficiency.

Adherence to green chemistry principles

By working on our processes, Sakar Healthcare has reduced byproducts, consumption of energy, and use of toxic chemicals through modern equipments that follows the twelve principles of green chemistry. The state-of-the-art technologies invested in our facility include flow chemistry and containment systems to enhance efficiency and safety.

Key Technology Investments

We have invested in advanced machinery and equipment supporting our green chemistry initiatives, notably the following:

- Vapourtec R Series System (UK): Efficiently conducts chemical reactions under controlled conditions.
- Glass Line Reactors De-Dietrich (Italy): Versatile and scalable range of reactors for any chemical process.
- OSD Containment Granulation and Compression Line GEA (Belgium): Safeguarding the safety of your products and the environment.
- Glatt Autocoator (Germany): Coating solutions accurately delivered for improved performance of your products.
- Tablet Capsule Inspection Machine Sensum (Slovenia): Deliver quality and integral products.
- Sterile Manufacturing Line with Lyophiliser Tofflon (China): Production of sterile injectable products.
- Kevin Roll Compacter: Powder compaction is optimized to produce tablets efficiently. Bulk packaging Line IMA, Germany: It ensures safe and effective product packaging.

NOTICE

NOTICE IS HEREBY GIVEN THAT THE 20TH ANNUAL GENERAL MEETING OF THE MEMBERS/SHAREHOLDERS OF **SAKAR HEALTHCARE LIMITED** WILL BE HELD ON SATURDAY, THE 21ST SEPTEMBER, 2024 AT 2:00 P.M. IST THROUGH VIDEO CONFERENCING (“VC”)/OTHER AUDIO VISUAL MEANS (“OAVM”) TO TRANSACT THE FOLLOWING BUSINESS:

ORDINARY BUSINESS:

1. To consider and adopt the Audited Standalone & Consolidated Financial Statements of the Company for the financial year ended 31st March, 2024, the reports of the Board of Directors and Auditors thereon.
2. To appoint a Director in place of Mr. Aarsh S. Shah (DIN – 05294294), who retires by rotation interms of Section 152(6) of the Companies Act, 2013 and he being eligible, offers himself for reappointment.

SPECIAL BUSINESS:

3. To consider and, if thought fit, to pass with or without modification, the following Resolution as an **Ordinary Resolution**:

“RESOLVED THAT pursuant to the provisions of Section 148 and other applicable provisions, if any, of the Companies Act, 2013 and the Companies (Audit and Auditors) Rules, 2014 including any statutory modification(s) or reenactment(s) thereof, for the time being in force) and any other applicable law, the remuneration of Rs. 55,000/- (Rupees Fifty Thousand only) plus GST & out-of-pocket expenses, if any, payable to M/s Dalwadi & Associates, Cost Accountants, Ahmedabad (Firm Registration No. 000338), the Cost Auditors appointed by the Board of Directors of the Company, to conduct the audit of the cost accounting records of the Company for the financial year 2024-25, beand is hereby ratified and confirmed.”

“RESOLVED FURTHER THAT the Board of Directors of the Company be and is hereby authorized to do all acts and take all such steps as may be necessary to give effect to this resolution.”

4. To consider and, if thought fit, to pass with or without modification, the following Resolution as a **Special Resolution**:

“RESOLVED THAT pursuant to the provisions of Section 188, 196, 197, 203 read with Schedule V and other applicable provisions, if any, of the Companies Act, 2013, the Company do hereby accord its approval to the re-appointment of Mr. Sanjay S. Shah (DIN: 01515296) as Managing Director of the Company, not liable to retire by rotation, for a period of 3 years with effect from 1st December, 2024 to 30th November, 2027 on the terms and conditions and the remuneration (which have been approved by Nomination and Remuneration Committee) and that he be paid remuneration (even in the year of losses or inadequacy of profit) by way of Salary, perquisites and Commission not exceeding the amount thereof as set out in the Explanatory Statement which is permissible under Section II of Part II of Schedule V of the Companies Act, 2013.”

“RESOLVED FURTHER THAT the extent and scope of Salary and Perquisites as specified in the Explanatory Statement be altered, enhanced, widened or varied by the Board of Directors in accordance with the relevant provisions of the Companies Act, 2013 for the payment of managerial remuneration in force during the tenure of the Managing Director without the matter being referred to the Company in General Meeting again.”

5. To consider and, if thought fit, to pass with or without modification, the following Resolution as a **Special Resolution**:

“RESOLVED THAT pursuant to the provisions of Section 188, 196, 197, 203 read with Schedule V and other applicable provisions, if any, of the Companies Act, 2013, the Company do hereby accord its approval to the re-appointment of Mr. Aarsh S. Shah (DIN: 05294294) as Joint Managing Director of the Company, liable to retire by rotation, for a period of 3 years with effect from 1st December, 2024 to 30th November, 2027 on the terms and conditions and the remuneration (which have been approved by Nomination and Remuneration Committee) and that he be paid remuneration (even in the year of losses or inadequacy of profit) by way of Salary, perquisites and Commission not exceeding the amount thereof as set out in the Explanatory Statement which is permissible under Section II of Part II of Schedule V of the Companies Act, 2013.”

“RESOLVED FURTHER THAT the extent and scope of Salary and Perquisites as specified in the Explanatory Statement be altered, enhanced, widened or varied by the Board of Directors in accordance with the relevant provisions of the Companies Act, 2013 for the payment of managerial remuneration in force during the tenure of the Joint Managing Director without the matter being referred to the Company in General Meeting again.”

Registered Office :

Block No. 10/13, Village: Changodar,
Sarkhej- Bavla Highway,
Tal: Sanand, Dist: Ahmedabad -382 213
Date : 22nd July, 2024

By Order of the Board,

Bharat S. Soni
Company Secretary & Compliance Officer

NOTES:

1. The Explanatory Statement pursuant to Section 102 of the Companies Act, 2013, in respect of Ordinary Business and Special Business in the Notice is annexed hereto.
2. The 20th AGM will be held on 21st September, 2024 at 2:00 p.m. through Video Conferencing (VC)/Other Audio Visual Means (OAVM), in compliance with the applicable provisions of the Companies Act, 2013 (“Act”) read with General Circular No. 9/2023 dated September 25, 2023 read with the requirements laid down in Para 3 and Para 4 of the General Circular No.20/2020 dated 5th May, 2020 and earlier circulars issued in this regard extending relaxation by the Ministry of Corporate Affairs (“MCA circulars”) read with the Securities and Exchange Board of India Circular No. SEBI/HO/DDHS/P/CIR/2023/0164 dated October 6, 2023 and SEBI/HO/CFD/CFD-PoD-2/P/ CIR/2023/167 dated October 7, 2023 (hereinafter referred to as SEBI Circulars) and SEBI (Listing Obligations and Disclosure Requirements) Regulations, 2015. The deemed venue for the 20th AGM shall be the Registered Office of the Company. **Annual Report will not be sent in physical form.**
3. This AGM is being held through VC / OAVM pursuant to MCA Circulars, physical attendance of the Members/ Shareholders has been dispensed with. **Accordingly, the facility for appointment of proxies by the Members/ Shareholders will not be available for the AGM and hence the Proxy Form, Attendance Slip and Route Map are not annexed to this Notice.** Members/Shareholders have to attend and participate in the ensuing AGM through VC/OAVM. However, the Body Corporates are entitled to appoint authorized representatives to attend the AGM through VC/OAVM and participate there at and cast their votes through e-voting.
4. Members of the Company under the category of Institutional Investors are encouraged to attend and vote at the AGM through VC. Body Corporates whose Authorised Representatives are intending to attend the Meeting through VC/OAVM are requested to send to the Company on their email Id cs@sakarhealthcare.com, a certified copy of the Board Resolution/authorization letter authorising their representative to attend and vote on their behalf at the Meeting and through E-voting.
5. In compliance with the aforesaid MCA Circulars and SEBI Circulars, Notice of the AGM along with the Annual Report 2023-24 is being sent only through electronic mode to those Members whose email addresses are registered with the Registrar & Share Transfer Agent of the Company/Depositories. Members may note that the Notice and Annual Report will also be available on the Company’s website www.sakarhealthcare.com, website of stock exchanges i.e. NSE Limited at www.nseindia.com that of Central Depository Services (India) Limited (agency for providing remote e-voting facility), www.evotingindia.com
6. Members attending the AGM through VC / OAVM shall be counted for the purpose of reckoning the quorum under Section 103 of the Act.
7. In case of joint holders attending the Meeting, only such joint holder who is higher in the order of names will be entitled to vote.
8. The Members can join the AGM in the VC/OAVM mode 15 minutes before and after the scheduled time of the commencement of the Meeting by following the procedure mentioned in the Notice. Instructions and other information for members for attending the AGM through VC/OAVM are given in this Notice below.
9. As the Annual General Meeting of the Company is held through Video Conferencing/OAVM, we therefore request the members to submit questions in advance relating to the business specified in this Notice of AGM on the email ID cs@sakarhealthcare.com.
10. The Register of Members and Share Transfer Books will remain closed from **15th September, 2024 to 21st September, 2024** (both days inclusive) for the purpose of Annual General Meeting (AGM).
11. Members holding shares in the dematerialized mode are requested to intimate all changes with respect to their bank details, ECS mandate, nomination, power of attorney, change of address, change in name, etc, to their Depository Participant (DP). These changes will be automatically reflected in the Company’s records, which will help the Company to provide efficient and better service to the Members. Members holding shares in physical form are requested to intimate the changes to the Registrar & Share Transfer Agents of the Company (RTA). Members are also advised to not leave their demat account(s) dormant for long. Periodic statement of holdings should be obtained from the concerned Depository Participant and holdings should be verified from time to time.
12. Pursuant to the requirement of Regulation 26(4) and 36(3) of the Securities and Exchange Board of India (Listing Obligations and Disclosure Requirements) Regulations, 2015 and Secretarial Standard 2 issued by The Institute of Company Secretaries of India, the brief profile/particulars of the Directors of the Company seeking their appointment or re-appointment at the Annual General Meeting (AGM) are stated at the end of this Notes annexed hereto.
13. The Securities and Exchange Board of India (SEBI) has mandated the submission of Permanent Account Number (PAN) by every participant in securities market. Members holding shares in electronic form are, therefore, requested to submit the PAN to their DPs with whom they are maintaining their demat accounts and members holding shares in physical form to the Company / RTA.
14. The members are requested to intimate to the Company, queries, if any, at least 10 days before the date of the meeting to enable the management to keep the required information available at the meeting.

15. The Shareholders holding Shares in Physical form are advised to get their shares dematerialised as no physical shares can be traded in the Stock Exchanges in terms of SEBI and Stock Exchange guidelines.
16. This is to bring to the notice of the Shareholders that as per SEBI Notification, the request for effecting transfer of securities held in Physical form (except in case of transmission or transposition) would not be entertained and shall not be processed by the Company/ RTA of the Company w.e.f. 1st April, 2019.
17. Pursuant to Section 72 of the Companies Act, 2013, members holding shares in physical form may file nomination in the prescribed Form SH-13 and for cancellation / variation in nomination in the prescribed Form SH-14 with the Company's RTA. In respect of shares held in electronic / demat form, the nomination form may be filed with the respective Depository Participant.
18. Members who wish to inspect the Register of Directors and Key Managerial Personnel and their shareholding maintained under section 170 of Companies Act, 2013 and Register of Contracts or arrangements in which directors are interested maintained under section 189 of the Companies Act, 2013 and Relevant documents referred to in this Notice of AGM in electronic mode can send an email to cs@sakarhealthcare.com.
19. The business set out in the Notice will be transacted through electronic voting system and the Company is providing facility for voting by electronic means. Instructions and other information relating to e-voting are given in this Notice below.
20. Members of the Company holding shares either in physical form or in Dematerialised forms as on Benpos date i.e. 9th August, 2024 will receive Annual Report for the financial year 2023-24 through electronic mode only.
21. Members are requested to notify any changes in their address to the Company's Registrar & Share Transfer Agent, Link Intime India Pvt. Ltd. 506-508, Amarnath Business Centre-1 (ABC-1), Besides Gala Business Centre, Near St. Xavier's College Corner, Off C G Road, Ellisbridge, Ahmedabad – 380 006 Email id: ahmedabad@linkintime.co.in.
22. Members are requested to quote their Folio No. or DP ID/ Client ID, in case shares are in physical / dematerialized form, as the case may be, in all correspondence with the Company / Registrar and Share Transfer Agent.
23. To support the "Green Initiative", Members who have not registered their e-mail addresses so far, are requested to register their e-mail address with the Registrar & Share Transfer Agents of the Company for receiving all communication including Annual Report, Notices, Circulars, etc. from the Company electronically.

Instructions for e-voting and joining the AGM are as follows:

1. As you are aware, the general meetings of the companies shall be conducted as per the guidelines issued by the Ministry of Corporate Affairs General Circular No. 9/2023 dated September 25, 2023 read with the requirements laid down in Para 3 and Para 4 of the General Circular No.20/2020 dated 5th May, 2020 and earlier circulars issued in this regard extending relaxation by the Ministry of Corporate Affairs ("MCA circulars") read with the Securities and Exchange Board of India Circular No. SEBI/HO/CFD/CFD-PoD-2/P/ CIR/2023/167 dated October 7, 2023 (hereinafter referred to as SEBI Circulars) and SEBI (Listing Obligations and Disclosure Requirements) Regulations, 2015. The forthcoming AGM will thus be held through video conferencing (VC) or other audio-visual means (OAVM). Hence, Members can attend and participate in the ensuing AGM through VC/OAVM.
2. Pursuant to the provisions of Section 108 of the Companies Act, 2013 read with Rule 20 of the Companies (Management and Administration) Rules, 2014 (as amended) and Regulation 44 of SEBI (Listing Obligations & Disclosure Requirements) Regulations 2015 (as amended), and MCA Circulars the Company is providing facility of remote e-voting to its Members in respect of the business to be transacted at the AGM. For this purpose, the Company has entered into an agreement with Central Depository Services (India) Limited (CDSL) for facilitating voting through electronic means, as the authorized e-Voting's agency. The facility of casting votes by a member using remote e-voting as well as the e-voting system on the date of the AGM will be provided by CDSL.
3. The Members can join the AGM in the VC/OAVM mode 15 minutes before and after the scheduled time of the commencement of the Meeting by following the procedure mentioned in the Notice. The facility of participation at the AGM through VC/OAVM will be made available to atleast 1000 members on first come first served basis. This will not include large Shareholders (Shareholders holding 2% or more shareholding), Promoters, Institutional Investors, Directors, Key Managerial Personnel, the Chairpersons of the Audit Committee, Nomination and Remuneration Committee and Stakeholders Relationship Committee, Auditors etc. who are allowed to attend the AGM without restriction on account of first come first served basis.
4. The attendance of the Members attending the AGM through VC/OAVM will be counted for the purpose of ascertaining the quorum under Section 103 of the Companies Act, 2013.
5. Pursuant to MCA Circular No. 14/2020 dated April 08, 2020, the facility to appoint proxy to attend and cast vote for the members is not available for this AGM. However, in pursuance of Section 112 and Section 113 of the Companies Act, 2013, representatives of the members such as the President of India or the Governor of a State or body corporate can attend the AGM through VC/OAVM and cast their votes through e-voting.
6. In line with the Ministry of Corporate Affairs (MCA) Circular No. 17/2020 dated April 13, 2020, the Notice calling the AGM has been uploaded on the website of the Company at www.sakarhealthcare.com. The Notice can also be accessed from the websites of the Stock Exchange i.e. NSE Limited at www.nseindia.com. The AGM Notice is also disseminated on the website of CDSL (agency for providing the Remote e-Voting facility and e-voting system during the AGM) i.e. www.evotingindia.com.

THE INTRUCTIONS OF SHAREHOLDERS FOR E-VOTING AND JOINING VIRTUAL MEETINGS ARE AS UNDER:

Step 1 : Access through Depositories CDSL/NSDL e-Voting system in case of individual shareholders holding shares in Demat mode.

Step 2 : Access through CDSL e-Voting system in case of shareholders holding shares in physical mode and non-individual shareholders in Demat mode.

- (i) The voting period begins on begins on at **9.00 a.m. on 18th September, 2024 and ends at 5:00 p.m. on 20th September, 2024**. During this period shareholders' of the Company, holding shares either in physical form or in dematerialized form, as on the **cut-off date i.e. 14th September, 2024** may cast their vote electronically. The e-voting module shall be disabled by CDSL for voting thereafter.
- (ii) Shareholders who have already voted prior to the meeting date would not be entitled to vote at the meeting venue.
- (iii) Pursuant to SEBI Circular No. SEBI/HO/CFD/CMD/CIR/P/2020/242 dated 09.12.2020, under Regulation 44 of Securities and Exchange Board of India (Listing Obligations and Disclosure Requirements) Regulations, 2015, listed entities are required to provide remote e-voting facility to its shareholders, in respect of all shareholders' resolutions. However, it has been observed that the participation by the public non-institutional shareholders/retail shareholders is at a negligible level.

Currently, there are multiple e-voting service providers (ESPs) providing e-voting facility to listed entities in India. This necessitates registration on various ESPs and maintenance of multiple user IDs and passwords by the shareholders.

In order to increase the efficiency of the voting process, pursuant to a public consultation, it has been decided to enable e-voting to **all the demat account holders, by way of a single login credential, through their demat accounts/ websites of Depositories/ Depository Participants**. Demat account holders would be able to cast their vote without having to register again with the ESPs, thereby, not only facilitating seamless authentication but also enhancing ease and convenience of participating in e-voting process.

Step 1 : Access through Depositories CDSL/NSDL e-Voting system in case of individual shareholders holding shares in Demat mode.

- (iv) In terms of SEBI circular no. SEBI/HO/CFD/CMD/CIR/P/2020/242 dated December 9, 2020 on e-Voting facility provided by Listed Companies, Individual shareholders holding securities in demat mode are allowed to vote through their demat account maintained with Depositories and Depository Participants. Shareholders are advised to update their mobile number and email Id in their demat accounts in order to access e-Voting facility.

Pursuant to above said SEBI Circular, Login method for e-Voting and joining virtual meetings **for Individual shareholders holding securities in Demat mode CDSL/NSDL** is given below:

Type of shareholders	Login Method
Individual Shareholders holding securities in Demat mode with CDSL Depository	<ol style="list-style-type: none"> 1) Users who have opted for CDSL Easi / Easiest facility, can login through their existing user id and password. Option will be made available to reach e-Voting page without any further authentication. The URL for users to login to Easi / Easiest are https://web.cdslindia.com/myeasitoken/home/login or visit www.cdslindia.com and click on Login icon and select New System Myeasi 2) After successful login the Easi / Easiest user will be able to see the e-Voting option for eligible companies where the evoting is in progress as per the information provided by company. On clicking the evoting option, the user will be able to see e-Voting page of the e-Voting service provider for casting your vote during the remote e-Voting period or joining virtual meeting & voting during the meeting. Additionally, there is also links provided to access the system of all e-Voting Service Providers i.e. CDSL/NSDL/KARVY/LINKINTIME, so that the user can visit the e-Voting service providers' website directly. 3) If the user is not registered for Easi/Easiest, option to register is available at https://web.cdslindia.com/myeasitoken/Registration/EasiRegistration 4) Alternatively, the user can directly access e-Voting page by providing Demat Account Number and PAN No. from a e-Voting link available on www.cdslindia.com home page or click on https://evoting.cdslindia.com/Evoting/EvotingLogin The system will authenticate the user by sending OTP on registered Mobile & Email as recorded in the Demat Account. After successful authentication, user will be able to see the e-Voting option where the e-voting is in progress and also able to directly access the system of all e-Voting Service Providers.

<p>Individual Shareholders holding securities in demat mode with NSDL Depository</p>	<ol style="list-style-type: none"> 1) If you are already registered for NSDL IDeAS facility, please visit the e-Services website of NSDL. Open web browser by typing the following URL: https://eservices.nsd.com either on a Personal Computer or on a mobile. Once the home page of e-Services is launched, click on the “Beneficial Owner” icon under “Login” which is available under ‘IDeAS’ section. A new screen will open. You will have to enter your User ID and Password. After successful authentication, you will be able to see e-Voting services. Click on “Access to e-Voting” under e-Voting services and you will be able to see e-Voting page. Click on company name or e-Voting service provider name and you will be re-directed to e-Voting service provider website for casting your vote during the remote e-Voting period or joining virtual meeting & voting during the meeting. 2) If the user is not registered for IDeAS e-Services, option to register is available at https://eservices.nsd.com. Select “Register Online for IDeAS “Portal or click at https://eservices.nsd.com/SecureWeb/IdeasDirectReg.jsp 3) Visit the e-Voting website of NSDL. Open web browser by typing the following URL: https://www.evoting.nsd.com/ either on a Personal Computer or on a mobile. Once the home page of e-Voting system is launched, click on the icon “Login” which is available under ‘Shareholder/Member’ section. A new screen will open. You will have to enter your User ID (i.e. your sixteen digit demat account number hold with NSDL), Password/OTP and a Verification Code as shown on the screen. After successful authentication, you will be redirected to NSDL Depository site wherein you can see e-Voting page. Click on company name or e-Voting service provider name and you will be redirected to e-Voting service provider website for casting your vote during the remote e-Voting period or joining virtual meeting & voting during the meeting
<p>Individual Shareholders (holding securities in demat mode) login through their Depository Participants (DP)</p>	<p>You can also login using the login credentials of your demat account through your Depository Participant registered with NSDL/CDSL for e-Voting facility. After Successful login, you will be able to see e-Voting option. Once you click on e-Voting option, you will be redirected to NSDL/CDSL Depository site after successful authentication, wherein you can see e-Voting feature. Click on company name or e-Voting service provider name and you will be redirected to e-Voting service provider website for casting your vote during the remote e-Voting period or joining virtual meeting & voting during the meeting.</p>

Important note: Members who are unable to retrieve User ID/ Password are advised to use Forget User ID and Forget Password option available at above mentioned website.

Helpdesk for Individual Shareholders holding securities in demat mode for any technical issues related to login through Depository i.e. CDSL and NSDL

Login type	Helpdesk details
<p>Individual Shareholders holding securities in Demat mode with CDSL</p>	<p>Members facing any technical issue in login can contact CDSL helpdesk by sending a request at helpdesk.evoting@cdslindia.com or contact at toll free no. 1800 22 55 33</p>
<p>Individual Shareholders holding securities in Demat mode with NSDL</p>	<p>Members facing any technical issue in login can contact NSDL helpdesk by sending a request at evoting@nsdl.co.in or call at toll free no.: 022 – 48867000 / 1800 1020 990 /1800 22 44 30</p>

Step 2 : Access through CDSL e-Voting system in case of shareholders holding shares in physical mode and non-individual shareholders in demat mode.

(v) Login method for e-Voting and joining virtual meetings for **Physical shareholders and shareholders other than individual holding in Demat form.**

- 1) The shareholders should log on to the e-voting website www.evotingindia.com.
- 2) Click on “Shareholders” module.
- 3) Now enter your User ID
 - a. For CDSL: 16 digits beneficiary ID,
 - b. For NSDL: 8 Character DP ID followed by 8 Digits Client ID,
 - c. Shareholders holding shares in Physical Form should enter Folio Number registered with the Company.

- 4) Next enter the Image Verification as displayed and Click on Login.
- 5) If you are holding shares in demat form and had logged on to www.evotingindia.com and voted on an earlier e-voting of any company, then your existing password is to be used.
- 6) If you are a first-time user follow the steps given below:

For Physical shareholders and other than individual shareholders holding shares in Demat.	
PAN	Enter your 10 digit alpha-numeric *PAN issued by Income Tax Department (Applicable for both demat shareholders as well as physical shareholders). Shareholders who have not updated their PAN with the Company/Depository Participant are requested to use the sequence number sent by Company/RTA or contact Company/RTA.
Dividend Bank Details OR Date of Birth (DOB)	Enter the Dividend Bank Details or Date of Birth (in dd/mm/yyyy format) as recorded in your demat account or in the company records in order to login. If both the details are not recorded with the depository or company, please enter the member id / folio number in the Dividend Bank details field.

- (vi) After entering these details appropriately, click on “SUBMIT” tab.
- (vii) Shareholders holding shares in physical form will then directly reach the Company selection screen. However, shareholders holding shares in demat form will now reach ‘Password Creation’ menu wherein they are required to mandatorily enter their login password in the new password field. Kindly note that this password is to be also used by the demat holders for voting for resolutions of any other company on which they are eligible to vote, provided that company opts for e-voting through CDSL platform. It is strongly recommended not to share your password with any other person and take utmost care to keep your password confidential.
- (viii) For shareholders holding shares in physical form, the details can be used only for e-voting on the resolutions contained in this Notice.
- (ix) Click on the EVSN for SAKAR HEALTHCARE LIMITED on which you choose to vote.
- (x) On the voting page, you will see “RESOLUTION DESCRIPTION” and against the same the option “YES/NO” for voting. Select the option YES or NO as desired. The option YES implies that you assent to the Resolution and option NO implies that you dissent to the Resolution.
- (xi) Click on the “RESOLUTIONS FILE LINK” if you wish to view the entire Resolution details.
- (xii) After selecting the resolution, you have decided to vote on, click on “SUBMIT”. A confirmation box will be displayed. If you wish to confirm your vote, click on “OK”, else to change your vote, click on “CANCEL” and accordingly modify your vote.
- (xiii) Once you “CONFIRM” your vote on the resolution, you will not be allowed to modify your vote.
- (xiv) You can also take a print of the votes cast by clicking on “Click here to print” option on the Voting page.
- (xv) If a demat account holder has forgotten the login password then Enter the User ID and the image verification code and click on Forgot Password & enter the details as prompted by the system.
- (xvi) There is also an optional provision to upload BR/POA if any uploaded, which will be made available to scrutinizer for verification.
- (xvii) **Additional Facility for Non – Individual Shareholders and Custodians –For Remote Voting only.**
 - Non-Individual shareholders (i.e. other than Individuals, HUF, NRI etc.) and Custodians are required to log on to www.evotingindia.com and register themselves in the “Corporates” module.
 - A scanned copy of the Registration Form bearing the stamp and sign of the entity should be emailed to helpdesk.evoting@cdslindia.com.
 - After receiving the login details a Compliance User should be created using the admin login and password. The Compliance User would be able to link the account(s) for which they wish to vote on.
 - The list of accounts linked in the login will be mapped automatically & can be delink in case of any wrong mapping.
 - It is Mandatory that, a scanned copy of the Board Resolution and Power of Attorney (POA) which they have issued in favour of the Custodian, if any, should be uploaded in PDF format in the system for the scrutinizer to verify the same.
 - Alternatively Non Individual shareholders are required mandatory to send the relevant Board Resolution/ Authority letter etc. together with attested specimen signature of the duly authorized signatory who are authorized to vote, to the Scrutinizer and to the Company at the email address viz. cs@sakarhealthcare.com (designated

email address by company), if they have voted from individual tab & not uploaded same in the CDSL e-voting system for the scrutinizer to verify the same.

INSTRUCTIONS FOR SHAREHOLDERS ATTENDING THE AGM THROUGH VC/OAVM & E-VOTING DURING MEETING ARE AS UNDER:

- (i) The procedure for attending meeting & e-Voting on the day of the AGM is same as the instructions mentioned above for e-voting.
- (ii) The link for VC/OAVM to attend meeting will be available where the EVSN of Company will be displayed after successful login as per the instructions mentioned above for e-voting.
- (iii) Shareholders who have voted through Remote e-Voting will be eligible to attend the meeting. However, they will not be eligible to vote at the AGM.
- (iv) Shareholders are encouraged to join the Meeting through Laptops / IPads for better experience.
- (v) Further shareholders will be required to allow Camera and use Internet with a good speed to avoid any disturbance during the meeting.
- (vi) Please note that Participants Connecting from Mobile Devices or Tablets or through Laptop connecting via Mobile Hotspot may experience Audio/Video loss due to Fluctuation in their respective network. It is therefore recommended to use Stable Wi-Fi or LAN Connection to mitigate any kind of aforesaid glitches.
- (vii) Shareholders who would like to express their views/ask questions during the meeting may register themselves as a speaker by sending their request in advance atleast **10 days prior to meeting** mentioning their name, demat account number/folio number, email id, mobile number at (company email id). The shareholders who do not wish to speak during the AGM but have queries may send their queries in advance **10 days prior to meeting** mentioning their name, demat account number/folio number, email id, mobile number atcs@sakarhealthcare.com. These queries will be replied to by the company suitably by email.
- (viii) Those shareholders who have registered themselves as a speaker will only be allowed to express their views/ask questions during the meeting.
- (ix) Only those shareholders, who are present in the AGM through VC/OAVM facility and have not casted their vote on the Resolutions through remote e-Voting and are otherwise not barred from doing so, shall be eligible to vote through e-Voting system available during the AGM.
- (x) If any Votes are cast by the shareholders through the e-voting available during the AGM and if the same shareholders have not participated in the meeting through VC/OAVM facility, then the votes cast by such shareholders may be considered invalid as the facility of e-voting during the meeting is available only to the shareholders attending the meeting.

PROCESS FOR THOSE SHAREHOLDERS WHOSE EMAIL/MOBILE NO. ARE NOT REGISTERED WITH THE COMPANY/ DEPOSITORIES.

1. For Physical shareholders- please provide necessary details like Folio No., Name of shareholder, scanned copy of the share certificate (front and back), PAN (self-attested scanned copy of PAN card), AADHAR (self-attested scanned copy of Aadhar Card) by email to Company/RTA email id.
2. For Demat shareholders - Please update your email id & mobile no. with your respective Depository Participant (DP)
3. For Individual Demat shareholders – Please update your email id & mobile no. with your respective Depository Participant (DP) which is mandatory while e-Voting & joining virtual meetings through Depository.

If you have any queries or issues regarding attending AGM & e-Voting from the CDSL e-Voting System, you can write an email to helpdesk.evoting@cdslindia.com or contact at toll free no. 1800 22 55 33

All grievances connected with the facility for voting by electronic means may be addressed to Mr. Rakesh Dalvi, Sr. Manager, (CDSL) Central Depository Services (India) Limited, A Wing, 25th Floor, Marathon Futurex, Mafatlal Mill Compounds, N M Joshi Marg, Lower Parel (East), Mumbai - 400013 or send an email to helpdesk.evoting@cdslindia.com or call toll free no. 1800 22 55 33.

Mr. Kashyap R. Mehta, Proprietor, M/s. Kashyap R. Mehta & Associates, Company Secretaries, Ahmedabad has been appointed as the Scrutinizer to scrutinize the remote e-voting & e-voting process in a fair and transparent manner. The Results declared along with the report of the Scrutinizer shall be placed on the website of the Company and on the website of CDSL after the declaration of result by the Chairman or a person authorized by him in writing. The results shall also be communicated to the Stock Exchange viz. National Stock Exchange of India Limited (NSE).

ANNEXURE TO THE NOTICE**EXPLANATORY STATEMENT PURSUANT TO SECTION 102 OF THE COMPANIES ACT, 2013 IN RESPECT OF ORDINARY BUSINESS AND SPECIAL BUSINESS MENTIONED IN THE NOTICE OF 20TH ANNUAL GENERAL MEETING****Item No. 3:**

The Board of Directors of the Company, on the recommendation of the Audit Committee, appointed that M/s. Dalwadi & Associates, Cost Accountants, Ahmedabad (Firm Registration No. 000338), as Cost Auditors for the financial year 2024-25.

As per Section 148 of Companies Act, 2013 and applicable rules there under, the remuneration payable to the cost auditors is to be ratified by the members of the Company.

The Board considers the remuneration payable to the cost auditors as fair and recommends the resolution contained in item no. 3 of the notice for approval of the members.

None of the Directors, Key Managerial Personnel or their relatives are in any way concerned or interested, financially or otherwise in this resolution.

The Board recommends the resolution for your approval as an Ordinary Resolution.

Item No. 4:

Shareholders are being informed that the Board of Directors, on the recommendation of Nomination and Remuneration Committee, in their meeting held on 22nd July, 2024 have re-appointed Mr. Sanjay S. Shah as Managing Director for a period of 3 years i.e. from 1st December, 2024 to 30th November, 2027 subject to approval of members.

The major terms of the remuneration of Managing Director are as under:

I. PERIOD:

The term of the Managing Director shall be for a period of three years from 1st December, 2024 to 30th November, 2027.

II. REMUNERATION:**A. SALARY:**

The Managing Director shall be entitled to monthly salary up to Rs. 20,00,000/.

B. PERQUISITES:

1. House rent allowance @ 10 % of salary.
2. Contribution to Provident Fund, Superannuation Fund and Annuity Fund to the extent these either singly or together are not taxable under the Income tax Act, 1961.
3. Gratuity payable at a rate not exceeding half a month's salary for each completed year of service.
4. Encashment of leave at the end of the tenure.
5. Reimbursement of Medical expenses for himself and family.
6. Free use of Company's car for Company's business and free telephone facility at residence.
7. Leave Travel Concession for himself and family once in a year as per rules of Company.

C. COMMISSION:

The Managing Director shall be entitled to commission of 1 % of the net profits of the Company so that for any year of aggregate of salary, perquisites and commission shall not exceed the overall ceilings laid down under Section 197 of the Companies Act, 2013.

III. The Managing Director shall be entitled to reimbursement of expenses incurred by him in connection with the business of the Company.

IV. DUTIES:

Subject to the superintendence, direction and control of the Board of Directors of the Company, the Managing Director shall be entrusted with substantial powers of management and also such other duties and responsibilities as may be entrusted to him by the Board of Directors from time to time. The headquarter of the Managing Director shall be at Ahmedabad or at such place as the Board of Directors may decided from time to time.

V. TERMINATION:

The Managing Director may be removed from his office for gross negligence, breach of duty or trust if the Company in its General Meeting to that effect passes a Special Resolution. The Managing Director may resign from his office by giving 60 days' notice to the Company.

VI. COMPENSATION:

In the event of termination of office of Managing Director takes place before the expiration of tenure thereof, Managing Director shall be entitled to receive compensation from the Company for loss of office to the extent and subject to limitation as provided under section 202 of the Companies Act, 2013.

The following are the information required under Section II of Part II of Schedule V of the Companies Act, 2013:

Sr. No	Particulars	Information
I	GENERAL INFORMATION	
1	Nature of industry	Pharmaceutical and plastic industry
2	Date or expected date of commencement of commercial production	Already Commenced
3	In case of new companies, expected date of commencement of activities as per project approved by financial institutions appearing in the prospectus	N.A.
4	Financial performance based on given indicators	Rs. 153.35 Crore turnover (2023-24)
5	Foreign investments or collaborations, if any.	NIL
II	INFORMATION ABOUT THE APPOINTEE	
1	Background details	Master of Business Administration
2	Past remuneration	Rs.48 lakh p.a.
3	Recognition or awards	-
4	Job profile and his suitability	Experience of more than three decade in the field of pharmaceutical, mineral water and plastic industry
5	Remuneration proposed	Up to Rs. 20.00 lakh p.m. + Perquisites
6	Comparative remuneration profile with respect to industry, size of the company, profile of the position and person (in case of expatriates the relevant details would be w. r. t the country of his origin.)	Remuneration is in commensurate with experience & qualifications.
7	Pecuniary relationship directly or indirectly with the company or relationship with the managerial personnel, if any	Mr. Sanjay S. Shah is the Managing Director of the Company.
III	OTHER INFORMATION	
1	Reasons of loss or inadequate profits	High Interest Cost High Market competition
2	Steps taken or proposed to be taken for improvement	Rationalisation of existing product Range and Opening new Markets
3	Expected increase in productivity and profits in measurable terms	Turnover expected to increase
IV	DISCLOSURES	
1	The following disclosure shall be mentioned in the Board of Director's report under the heading "Corporate Governance", if any, attached to the Financial Statement:	Yes
(i)	All elements of remuneration package such as salary, benefits, bonuses, stock, stock options, pension, etc., of all the directors;	As mentioned above
(ii)	Details of fixed component and performance linked incentives along with the performance criteria;	No performance linked incentives.
(iii)	Service contracts, notice period, severance fees;	60 days' Notice.
(iv)	Stock option details, if any, and whether the same has been issued at a discount as well as the period over which accrued and over which exercisable;	N.A.

The following is the details of interest of Directors/ Key Managerial Personnel/ Relative of Director/ Relative of Key Managerial Personnel:

Sr. No	Category	Name of Interested Director / KMP	Financial Interest	Non- Financial Interest
1.	Director	Mr. Sanjay S. Shah	Relates to his reappointment as Managing Director, he may be deemed to be concerned or interested in the business	
2.	Key Managerial Personnel	-	-	-
3.	Relative of Director	Mr. Aarsh S. Shah Ms. Rita S. Shah	Relates to reappointment of Mr. Sanjay S. Shah as Managing Director, who is relative and, therefore, they both may be deemed to be concerned or interested in the business	
4.	Relative of Key Managerial Personnel	-	-	-

The Board recommends the resolution for your approval as a Special Resolution.

In respect of Item No. 5

Shareholders are being informed that the Board of Directors, on the recommendation of Nomination and Remuneration Committee, in their meeting held on 22nd July, 2024 have reappointed Mr. Aarsh S. Shah as Joint Managing Director for a period of 3 years i.e. from 1st December, 2024 to 30th November, 2027 subject to approval of members.

The major terms of the remuneration of Joint Managing Director are as under:

I. PERIOD:

The term of the Joint Managing Director shall be for a period of three years from 1st December, 2024 to 30th November, 2027.

II. REMUNERATION:

A. SALARY:

The Joint Managing Director shall be entitled to monthly salary up to Rs. 15,00,000/-.

B. PERQUISITES:

1. House rent allowance @ 10 % of salary.
2. Contribution to Provident Fund, Superannuation Fund and Annuity Fund to the extent these either singly or together are not taxable under the Income tax Act, 1961.
3. Gratuity payable at a rate not exceeding half a month's salary for each completed year of service.
4. Encashment of leave at the end of the tenure.
5. Reimbursement of Medical expenses for himself and family.
6. Free use of Company's car for Company's business and free telephone facility at residence.
7. Leave Travel Concession for himself and family once in a year as per rules of Company.

C. COMMISSION:

The Joint Managing Director shall be entitled to commission of 1 % of the net profits of the Company so that for any year of aggregate of salary, perquisites and commission shall not exceed the overall ceilings laid down under Section 197 of the Companies Act, 2013.

III. The Joint Managing Director shall be entitled to reimbursement of expenses incurred by him in connection with the business of the Company.

IV. DUTIES:

Subject to the superintendence, direction and control of the Board of Directors of the Company, the Joint Managing Director shall be entrusted with substantial powers of management and also such other duties and responsibilities as may be entrusted to him by the Board of Directors from time to time. The headquarter of the Joint Managing Director shall be at Ahmedabad or at such place as the Board of Directors may decide from time to time.

V. TERMINATION:

The Joint Managing Director may be removed from his office for gross negligence, breach of duty or trust if the Company in its General Meeting to that effect passes a special Resolution. The Joint Managing Director may resign from his office by giving 60 days' notice to the Company.

VI. COMPENSATION:

In the event of termination of office of Joint Managing Director takes place before the expiration of tenure thereof, Joint Managing Director shall be entitled to receive compensation from the Company for loss of office to the extent and subject to limitation as provided under section 202 of the Companies Act, 2013.

The following are the information required under Section II of Part II of Schedule V of the Companies Act, 2013:

Sr. No	Particulars	Information
I	GENERAL INFORMATION	
1	Nature of industry	Pharmaceutical and plastic industry
2	Date or expected date of commencement of commercial production	Already Commenced
3	In case of new companies, expected date of commencement of activities as per project approved by financial institutions appearing in the prospectus	N.A.
4	Financial performance based on given indicators	Rs. 153.35 Crore turnover (2023-24)
5	Foreign investments or collaborations, if any.	NIL
II	INFORMATION ABOUT THE APPOINTEE	
1	Background details	Master of Business Administration from University of Cardiff, UK
2	Past remuneration	Rs.36 lakh p.a.
3	Recognition or awards	-
4	Job profile and his suitability	Experience of 13 years in the field of pharmaceutical industry.
5	Remuneration proposed	Up to Rs. 15.00 lakh p.m. + Perquisites
6	Comparative remuneration profile with respect to industry, size of the company, profile of the position and person (in case of expatriates the relevant details would be w. r. t the country of his origin.)	Remuneration is in commensurate with experience & qualifications.
7	Pecuniary relationship directly or indirectly with the company or relationship with the managerial personnel, if any	Mr. Aarsh S. Shah is the Joint Managing Director of the Company.
III	OTHER INFORMATION	
1	Reasons of loss or inadequate profits	High Market competition High Interest Cost
2	Steps taken or proposed to be taken for improvement	Rationalisation of existing product Range and Opening new Markets
3	Expected increase in productivity and profits in measurable terms	Turnover expected to increase
IV	DISCLOSURES	
1	The following disclosure shall be mentioned in the Board of Director's report under the heading "Corporate Governance", if any, attached to the annual report:	Yes
(i)	All elements of remuneration package such as salary, benefits, bonuses, stock, stock options, pension, etc., of all the directors;	As mentioned above
(ii)	Details of fixed component and performance linked incentives along with the performance criteria;	No performance linked incentives.
(iii)	Service contracts, notice period, severance fees;	60 days' Notice.
(iv)	Stock option details , if any , and whether the same has been issued at a discount as well as the period over which accrued and over which exercisable;	N.A.

The following is the details of interest of Directors/ Key Managerial Personnel/ Relative of Director/ Relative of Key Managerial Personnel:

Sr. No	Category	Name of Interested Director / KMP	Financial Interest	Non- Financial Interest
1.	Director	Mr. Aarsh S. Shah	Relates to his reappointment as Joint Managing Director, he may be deemed to be concerned or interested in the business	
2.	Key Managerial Personnel	-	-	-
3.	Relative of Director	Mr. Sanjay S. Shah Ms. Rita S. Shah	Relates to reappointment of Mr. Aarsh S. Shah as Managing Director, who is relative and, therefore, they both may be deemed to be concerned or interested in the business	
4.	Relative of Key Managerial Personnel	-	-	-

The Board recommends the resolution for your approval as a Special Resolution.

Registered Office :

Block No. 10/13, Village: Changodar,
Sarkhej- Bavla Highway,
Tal: Sanand, Dist: Ahmedabad -382 213
Date : 22nd July, 2024

By Order of the Board,

Bharat S. Soni
Company Secretary & Compliance Officer

BRIEF PARTICULARS/PROFILE OF THE DIRECTORS SEEKING APPOINTMENT/RE-APPOINTMENT PURSUANT TO THE PROVISIONS OF REGULATION 26(4) & 36(3) OF SEBI (LISTING OBLIGATIONS AND DISCLOSURE REQUIREMENTS) REGULATIONS, 2015 AND SECRETARIAL STANDARD 2 ISSUED BY ICSI:

Name of Directors	Mr. Sanjay Shah	Mr. Aarsh Shah
Age (in years)	65	33
Date of Birth	01-08-1959	16-02-1991
Date of Appointment	26-03-2004	01-06-2012
Qualifications	MBA	MBA
Experience/ Expertise	Experience of more than 32 years in the field of pharmaceutical, mineral water and plastic industry.	Experience of more than 13 years in the field of production, sales & marketing of pharmaceutical products.
Terms and conditions of appointment or re-appointment along with details of remuneration sought to be paid	As per resolution at item no. 4 of the Notice convening this Meeting.	As per resolution at item no. 5 of the Notice convening this Meeting.
Remuneration last drawn by such person, if any.	Rs.48 Lakh p.a.	Rs.36 Lakh p.a.
Shareholding in the Company	99,08,543 Equity Shares	13,07,500 Equity Shares
Relationship with other Directors, Manager and other Aarsh S. Shah are related KMP of the Company	Sanjay Shah, Rita Shah and Aarsh Shah are related to each other	Sanjay Shah, Rita Shah and Aarsh Shah are related to each other
Number of Meetings of the Board attended during the year	9	9
List of other Companies in which Directorships held	-	-
List of Private Limited Companies in which Directorships held	1. Sakar Oncology Pvt. Ltd. 2. Sanjay Corporation Pvt. Ltd.	Sakar Oncology Private Limited
Chairman/Member of the Committees of Directors of other Companies	-	-
Listed entities from which resigned in the past three years	Bisil Plast Limited	-
Justification for choosing the appointee for appointment as Independent Directors	N.A.	N.A.

DIRECTORS' REPORT

The Members,
Sakar Healthcare Limited,

Your Directors have pleasure in presenting the 20TH ANNUAL REPORT together with the Audited Financial Statements for the Financial Year 2023-24 ended 31st March, 2024.

1. FINANCIAL RESULTS AND OPERATIONS:

(Rs. in lakh)

Particulars	Standalone		Consolidated	
	2023-24	2022-23	2023-24	2022-23
Revenue from Operation and other Income	15652.88	13803.38	15652.88	13803.38
Profit before Interest and Depreciation	4154.06	3781.19	4154.06	3781.19
Less: Finance cost	759.05	594.98	759.05	594.98
Profit before Depreciation	3395.01	3186.21	3395.01	3186.21
Less: Depreciation	1805.04	1498.60	1805.04	1498.60
Profit before Taxation	1589.97	1687.61	1589.97	1687.61
Less: Current Tax	273.65	286.98	273.65	286.98
Less: Deferred Tax	422.88	411.75	422.88	411.75
(Add): MAT credit entitlement	(273.65)	(286.98)	(273.65)	(286.98)
Profit for the year	1167.09	1275.86	1167.09	1275.86

There are no material changes and commitment affecting the financial position of the Company which have occurred between 1st April, 2024 and date of this report.

During the year under review, the Company achieved turnover of Rs.15335.17 lakh as compared to Rs. 13335.90 lakh during 2022-23. The Company earned profit before interest, depreciation and tax of Rs. 4154.06 lakh during as compared to Rs. 3781.19 lakh during 2022-23. After providing for interest, depreciation and taxes, the net profit for the year under review stood at Rs. 1167.09 lakh as compared to Rs. 1275.86 lakh during 2022-23.

2. DIVIDEND:

With view to conserve the financial resources for the future requirement of the Company, the Board of Directors has not recommended any dividend for the year.

3. AWARDS AND RECOGNITIONS:

Global Business Review, GBR:INDIA LIFESCIENCES 2023 edition had interviewed key stake holders and mentioned Sakar Healthcare Ltd.'s expansion with API-integrated oncology formulation manufacturing unit and it's potential under Contract manufacturing (CDMO). This WHO GMP approved plant was then after audited and received EU GMP approval for Oral Solid (tablet, capsule) and Injection (liquid, lyophilised) manufacturing units.

4. ALLOTMENT OF EQUITY SHARES ON PREFERENTIAL BASIS :

The Company has allotted 23,09,910 Equity Shares of Rs. 10/- each at premium of Rs. 249.75 per Equity Shares on 1st September, 2023 to Non-Promoter on Preferential Basis after complying with the provisions and guidelines under the Companies Act, 2013 and SEBI Regulations. The Company also obtained approval of National Stock Exchange of India Limited (NSE) for Listing & Trading of the said Equity Shares in due course of time.

The disclosure as required under Regulation 32(7A) of SEBI LODR Regulations, 2015 is as under:

Date of Raising Funds	29 th August, 2023
Amount Raised	Rs. 59,99,99,123/-
Monitoring Agency	Not applicable
Is there a Deviation / Variation / Modification in use of funds raised	No

Objects for which funds have been raised:

Original Object	Funds raised on 29.08.2023 (Rs.)	Funds Utilised till 31.12.2023 (Rs.)	Funds Utilised till 31-03-2024 & as on date of this report
Repayment/ prepayment of all or a portion of certain borrowings availed by our Company	40,00,00,000	40,00,00,000 (100% utilized)	N.A.
Capital expenditure for compliance with good manufacturing practices (GMP) for medicines intended to be sold in European Union (EU)	5,00,00,000	5,00,00,000 (100% utilized)	N.A.
General corporate purposes	4,99,99,123	4,99,99,123 (100% utilized)	N.A.
For acquisition of land and building	10,00,00,000	10,00,00,000 (100% utilized)	N.A..

- On 28th December, 2023, the Company allotted 4,00,000 Equity Shares of Rs. 10/- each at premium of Rs. 374/- per Equity Shares to Non-Promoters and 5,00,000 Warrants (Convertible equal number of Equity Shares) of Rs. 10/- each ('Convertible Warrants') at a premium of Rs. 374/- per security to Promoters & Non Promoters on Preferential basis after complying with the provisions and guidelines under the Companies Act, 2013 and SEBI Regulations. The Company also obtained necessary approvals of National Stock Exchange of India Limited (NSE) for the same.

The disclosure as required under Regulation 32(7A) of SEBI LODR Regulations, 2015 is as under:

Date of Raising Funds	28 th December, 2023
Amount Raised	Rs. 20.16 Cr.
Monitoring Agency	Not applicable
Is there a Deviation / Variation / Modification in use of funds raised	No

Objects for which funds have been raised:

Original Object	Funds raised on 29.08.2023 (Rs.)	Funds Utilised till 31.03.2024 (Rs.)	Funds Utilised till date of this report
Repayment/ prepayment of all or a portion of certain borrowings from State Bank of India availed by our Company	Rs. 9.00 Crore	Rs. 9.00 Crore (100% utilized)	N.A.
Capital expenditure for procurement of Lipid Complex Injections Machinery and Equipments/ Utilities with Electrification for Oncology unit	Rs. 4.00 Crore	Rs. 4.00 Crore (100% utilized)	N.A.
General corporate purposes	Rs. 4.16 Crore	Rs. 4.16 Crore (100% utilized)	N.A.
For Clinical trials/ bioequivalence studies for Oncology Products	Rs. 3.00 Crore	Rs. 3.00 Crore (100% utilized)	N.A..

Post allotments of Equity Shares as aforesaid, the paid up Capital of the Company stood at Rs. 21,74,99,100/- divided into 2,17,49,910 Equity Shares Equity Shares of Rs.10/- each as on date of this report.

6. SHARE CAPITAL:

The Company has increased its Authorised Share Capital from Rs. 20 Crores to Rs. 25 Crores in the Extra Ordinary General Meeting held on 29th August, 2023.

The paid up Share Capital of the Company as on 31st March, 2024 was Rs. 21.74 Crore. As on 31st March, 2024. The Company has not issued shares with differential voting rights nor granted stock options nor sweat equity.

During the fiscal 2024, the Company allotted 5,00,000 convertible warrants of Rs. 10/- each to Promoters and Non-Promoter. As on date of this report, the Promoter Directors holds 2,00,000 convertible warrants.

7. RESERVES:

The Company does not propose to transfer any amount to General Reserves.

8. DEMATERIALISATION OF EQUITY SHARES:

All the Equity Shares and Convertible Warrants of the Company are in dematerialised form with either of the depository viz. NSDL and CDSL.

The ISIN allotted to the Company for Equity shares is INE732S01012.

The ISIN allotted to the Company for Convertible Warrants is INE732S13025.

9. DIRECTORS & KEY MANAGERIAL PERSONNEL:

9.1 One of your Directors viz. Mr. Aarsh S. Shah (DIN: 05294294) retires by rotation in terms of the Articles of Association of the Company. However, being eligible offers himself for reappointment.

9.2 The Company has appointed Ms. Vishalakshi Chandramouli (DIN: 03594109) as Non-Executive Non Independent Director of the Company w.e.f 1st September, 2023.

9.3 The Company has appointed Ms. Khyati Shah (DIN: 09430457) and Mr. Jignesh Parikh (DIN: 01303311) as Non-Executive Independent Directors of the Company w.e.f 6th November, 2023

9.4 The Company has appointed Mr. Sunil Marathe (DIN: 08777180) as Whole time Director – Technical w.e.f. 6th November, 2023.

9.5 Ms. Rita S. Shah (DIN: 01515340) has step down from the position as Whole-time Director to Director (Non-Executive) w.e.f. 6th November, 2023. She will continue to act as Director (Non-Executive) of the Company.

9.6 The Board in their meeting held on 22nd July, 2024, based on the recommendation of the Nomination and Remuneration Committee and subject to approval of members/shareholders, have:

- Re-appointed Mr. Sanjay S. Shah (DIN: 01515296), as Managing Director of the Company w.e.f. 1st December, 2024 for a period of 3 years
- Re-appointed Mr. Aarsh S. Shah (DIN: 05294294), as Joint Managing Director of the Company w.e.f. 1st December, 2024 for a period of 3 years.

9.7 The Company has received necessary declaration from each Independent Director of the Company under Section 149(7) of the Companies Act, 2013 (the Act) that they meet with the criteria of their independence laid down in Section 149(6) of the Act. The Independent Director shall enroll his / her name in the Databank, being maintained by Indian Institute of Corporate Affairs to qualify as an Independent Director. The enrollment of Independent Directors has been completed and they have furnished the declaration affirming their compliance to the Board with the provisions contained under sub rule 1 & 2 of Rule 6 of Companies (Appointment & Qualification of Directors) Rules.

9.8 Brief profile of the Directors who are being appointed or re-appointed as required under Regulations 36(3) of Listing Regulations, 2015 and Secretarial Standard on General Meetings is provided in the notice for the forthcoming AGM of the Company.

9.9 The Board of Directors duly met 9 times during the financial year under review.

9.10 Formal Annual Evaluation:

The Nomination and Remuneration Committee adopted a formal mechanism for evaluating the performance of the Board of Directors as well as that of its Committees and individual Directors, including Chairman of the Board, Key Managerial Personnel/ Senior Management etc. The exercise was carried out through an evaluation process covering aspects such as composition of the Board, experience, competencies, governance issues etc.

9.11 DIRECTORS' RESPONSIBILITY STATEMENT:

Pursuant to the requirement of Section 134 of the Companies Act, 2013, it is hereby confirmed:

- (i) that in the preparation of the annual accounts, the applicable accounting standards had been followed along with proper explanation relating to material departures;
- (ii) that the Directors had selected such accounting policies and applied them consistently and made judgments and estimates that are reasonable and prudent, so as to give a true and fair view of the state of affairs of the Company at 31st March, 2024 being end of the financial year 2023-24 and of the profit of the Company for the year;
- (iii) That the Directors had taken proper and sufficient care for maintenance of adequate accounting records in accordance with the provisions of the Companies Act, 2013 for safeguarding the assets of the Company and for preventing and detecting fraud and other irregularities;
- (iv) that the Directors had prepared the annual accounts on a going concern basis.
- (v) the Directors, had laid down internal financial controls to be followed by the Company and that such internal financial controls are adequate and were operating effectively.
- (vi) the Directors had devised proper systems to ensure compliance with the provisions of all applicable laws and that such systems were adequate and operating effectively.

10. INTERNAL FINANCIAL CONTROL AND ITS ADEQUACY:

The Board has adopted policies and procedures for ensuring the orderly and efficient conduct of its business, including adherence to the Company's policies, safeguarding of assets, prevention and detection of frauds and errors, accuracy and completeness of the accounting records and the timely preparation of reliable financial disclosures.

11. MANAGERIAL REMUNERATION:

Sr. No.	Name of the Director & Designation	Remuneration for the year 2024-25 (Rs. In Lakh)	% increase over last year	Parameters	Median of Employees Remuneration	Ratio	Commission received from Holding/ Subsidiary
1	Sanjay S. Shah Managing Director	48.00	Nil	Higher responsibility and time involvement	400320	11.99	-
2	Aarsh S. Shah Joint Managing Director	36.00	Nil	Higher responsibility and time involvement	400320	8.99	-
3	Rita S. Shah* Executive Director	12.00	Nil	Higher responsibility and time involvement	400320	2.99	-
4	Sunil Marathe® Whole time Director- Technical	12.00	Nil	Higher responsibility and time involvement	400320	2.99	-

*Ceased as a Whole time Director w.e.f. 6th November, 2023

®Appointed w.e.f. 6th November, 2023

The Board of Directors has framed a Remuneration Policy that assures the level and composition of remuneration is reasonable and sufficient to attract, retain and motivate Directors, Key Managerial Personnel and Senior Management to enhance the quality required to run the Company successfully. The Relationship of remuneration to performance is clear and meets appropriate performance benchmarks. All the Board Members and Senior Management personnel have affirmed time to time implementation of the said Remuneration policy.

The Nomination and Remuneration Policy is available on the Company's website www.sakarhealthcare.com

12. KEY MANAGERIAL PERSONNEL:

12.1 % INCREASE IN REMUNERATION OF DIRECTORS AND KMP:

Sr. No.	Name of the Director & KMP	Designation	Percentage (%) Increase (If any)
1.	Sanjay S. Shah	Managing Director	Nil
2.	Aarsh S. Shah	Joint Managing Director	Nil
3.	Sunil Marathe	Wholetime Director - Technical	N.A.
4.	Dharmesh R. Thaker	CFO	17.5%
5.	Bharat Soni	Company Secretary	12.00%

12.2 COMPARISON BETWEEN REMUNERATION OF KMP & PERFORMANCE OF THE COMPANY:

As per the Remuneration Policy and based on the Recommendation of Nomination & Remuneration Committee the Relationship of remuneration to KMP & performance of Company is clear and meets appropriate performance benchmarks.

13. PERSONNEL AND H. R. D.:

13.1 INDUSTRIAL RELATIONS:

The industrial relations continued to remain cordial and peaceful and your Company continued to give ever increasing importance to training at all levels and other aspects of H. R. D.

The number of Employees of the Company is 325. The relationship between average increase in remuneration and Company's performance is as per the appropriate performance benchmarks and reflects short and long term performance objectives appropriate to the working of the Company and its goals.

13.2 PARTICULARS OF EMPLOYEES:

There is no Employee drawing remuneration requiring disclosure under Rule 5(2) of Companies Appointment & Remuneration of Managerial personnel) Rules, 2014.

14. PARTICULARS OF LOANS, GUARANTEES, INVESTMENT & SECURITIES PROVIDED:

Details of Loans, Guarantees and Investments covered under the provisions of Section 186 of the Companies Act, 2013 respectively are given in the notes to the Financial Statements attached to the Auditors' Report.

15. RELATED PARTY TRANSACTION AND DETAILS OF LOANS, GUARANTEES, INVESTMENT & SECURITIES PROVIDED:

Details of Related Party Transactions and Details of Loans, Guarantees and Investments covered under the provisions of Section 188 and 186 of the Companies Act, 2013 respectively are given in the notes to the Financial Statements attached to the Auditors' Report.

All transactions entered by the Company during the financial year with related parties were in the ordinary course of business and on an arm's length basis. During the year, the Company had not entered into any transactions with related parties which could be considered as material in accordance with the policy of the Company on materiality of related party transactions.

16. CONSERVATION OF ENERGY, TECHNOLOGY ABSORPTION AND FOREIGN EXCHANGE EARNINGS AND OUTGO:

The information required under Section 134(3)(m) of the Companies Act, 2013 and rule 8(3) of Companies (Accounts) Rules, 2014, relating to the conservation of Energy and Technology Absorption forms part of this report and is given by way of **Annexure- A**.

17. CORPORATE GOVERNANCE AND MDA:

As per Regulation 34 (3) read with Schedule V of the SEBI (Listing Obligations and Disclosure Requirements) Regulations, 2015, Report on Corporate Governance, Management Discussion and Analysis (MDA) and a certificate regarding compliance with the conditions of Corporate Governance are appended to the Annual Report as **Annexure - B**.

18. SECRETARIAL AUDIT REPORT:

Your Company has obtained Secretarial Audit Report as required under Section 204(1) of the Companies Act, 2013 from M/s. Kashyap R. Mehta & Associates, Company Secretaries, Ahmedabad. The said Report is attached with this Report as **Annexure – C**.

There are no remarks / qualification in the Secretarial Audit Report, hence no explanation has been offered.

19. WEB ADDRESS OF ANNUAL RETURN:

Pursuant to Section 92(3) read with Section 134(3)(a) of the Act, the draft Annual Return as on 31st March, 2024 is available on the Company's website www.sakarhealthcare.com.

20. AUDIT COMMITTEE/ NOMINATION AND REMUNERATION COMMITTEE/ STAKEHOLDERS' RELATIONSHIP COMMITTEE:

The details of various committees and their functions are part of Corporate Governance Report.

21. CORPORATE SOCIAL RESPONSIBILITY (CSR):

As per provisions of 135 of the Companies Act, 2013 and Rules made thereunder, the Company has constituted a CSR Committee of Directors consisting of Mr. Sanjay S. Shah, Chairman, Mr. Aarsh S. Shah and Mr. Prashant C. Srivastav, as members and has laid down a CSR policy.

Some of the core areas identified by the Committee are Education, Health, Environment, women empowerment, Animal Welfare, Hunger etc.

21.1 ANNUAL REPORT ON CORPORATE SOCIAL RESPONSIBILITY:

As per Rule 8(1) of Companies (Corporate Social Responsibility Policy) Rules, 2014 the Annual Report on Corporate Social Activities has been attached herewith as **Annexure –D**.

22. GENERAL:**22.1 AUDITORS:****STATUTORY AUDITORS:**

The present Auditors of the Company M/s. J S Shah & Co., Chartered Accountants, Ahmedabad (Firm Registration No. 132059W), were appointed as Statutory Auditors of the Company at the 18th Annual General Meeting for a period of 5 years i.e. for financial years 2022-23 to 2026-27. They continue to hold office as Statutory Auditors till the conclusion of 23rd AGM to be held in the year 2027.

The remarks of Auditor are self explanatory and have been explained in Notes on Accounts.

COST AUDITORS:

As per the requirement of Central Government and pursuant to Section 148 of the Companies Act, 2013 read with the Companies (Cost Records and Audit) Rules, 2014 as amended from time to time, the Company has been carrying out audit of cost records every year.

The Board of Directors, on the recommendation of Audit Committee, has appointed M/s. Dalwadi & Associates, Cost Accountants, (Firm Registration Number 000338) as Cost Auditor to audit the cost accounts of the Company for the financial year 2024-25.

As required under the Companies Act, 2013, a resolution seeking Shareholders' approval for the remuneration payable to the Cost Auditor forms part of the Notice convening the Annual General Meeting for their ratification.

22.2 INSURANCE:

The Company's properties including building, plant and machinery, stocks, stores etc. continue to be adequately insured against risks such as fire, riot, strike, civil commotion, malicious damages, machinery breakdown etc.

22.3 DEPOSITS:

The Company has not accepted during the year under review any Deposits and there were no overdue deposits.

22.4 RISKS MANAGEMENT POLICY:

The Company has a risk management policy, which from time to time, is reviewed by the Audit Committee of Directors as well as by the Board of Directors. The Policy is reviewed quarterly by assessing the threats and opportunities that will impact the objectives set for the Company as a whole. The Policy is designed to provide the categorization of risk into threat and its cause, impact, treatment and control measures. As part of the Risk Management policy, the relevant parameters for protection of environment, safety of operations and health of people at work are monitored regularly with reference to statutory regulations and guidelines defined by the Company.

22.5 SUBSIDIARIES/ ASSOCIATES/ JVS:

The Company does not have any Associate / JVs.

The Company has a Subsidiary namely Sakar Oncology Private Limited. Further, a statement containing the salient feature of the financial statement of Subsidiary company under the first proviso to sub-section (3) of section 129 is appended as **Annexure - E**. Apart from this, the Company does not have any Subsidiary.

22.6 CODE OF CONDUCT:

The Board of Directors has laid down a Code of Conduct applicable to the Board of Directors and Senior Management. All the Board Members and Senior Management personnel have affirmed compliance with the code of conduct.

22.7 SIGNIFICANT AND MATERIAL ORDERS PASSED BY THE REGULATORS OR COURTS OR TRIBUNALS:

There have been no significant and material orders passed by any regulators or courts or tribunals, impacting the going concern status of the Company and its future operations.

22.8 ENVIRONMENT AND SAFETY:

The Company is conscious of the importance of environmentally clean and safe operations. The Company's policy requires conduct of operations in such a manner, so as to ensure safety of all concerned, compliances of environmental regulations and preservation of natural resources.

22.9 DISCLOSURES UNDER SEXUAL HARASSMENT OF WOMEN AT WORKPLACE (PREVENTION, PROHIBITION & REDRESSAL) ACT, 2013:

The Company has in place an Anti Sexual Harassment Policy, in line with the requirements of the Sexual Harassment of Women at Workplace (Prevention, Prohibition and Redressal) Act, 2013. During the year under review, the Company did not receive any complaint.

22.10 GRATUITY:

The Company has made necessary provisions for the payment of Gratuity.

22.11 INSTANCES OF FRAUD, IF ANY REPORTED BY THE AUDITORS:

There have been no instances of fraud reported by the Auditors under Section 143(12) of the Companies Act, 2013.

22.12 SECRETARIAL STANDARDS:

The Company complies with the Secretarial Standards, issued by the Institute of Company Secretaries of India, which are mandatorily applicable to the Company.

- 22.13 There is no proceeding pending under the Insolvency and Bankruptcy Code, 2016.
- 22.14 There was no instance of one time settlement with any Bank or Financial Institution.
- 22.15. With respect to the loans advanced by the Directors to the Company, the Company has received necessary declarations from Directors that the said loan is not given out of funds acquired by them by borrowing or accepting loans or deposits from others.
- 22.16 No agreements have been entered / executed by the parties as mentioned under clause 5A of paragraph A of Part A of Schedule III of SEBI (Listing Obligation and Disclosures Requirements) Regulations, 2015 which, either directly or indirectly effect / impact the Management or Control of the Company or impose any restriction or create any liability upon the Company.

23. INSIDER TRADING POLICY:

As required under the Insider Trading Policy Regulations of SEBI, your Directors have framed and approved Insider Trading Policy for the Company i.e. 'Code of Practices and Procedures for Fair Disclosure of Unpublished Price Sensitive Information' and 'Code of Conduct for Regulating Monitoring and Reporting of Trading by Designated Persons/Insiders'. The Policy is available on the company's website.

24. DISCLOSURE OF ACCOUNTING TREATMENT:

In the preparation of the financial statements, the Company has followed the Accounting Standards referred to in Section 133 of the Companies Act, 2013. The significant accounting policies which are consistently applied are set out in the Notes to the Financial Statements.

25. DISCLOSURES:

The Company has not entered into any transaction of material nature with the Promoters, the Directors or the Management that may have any potential conflict with the interest of the Company.

26. FINANCE:

- 26.1 The Company has availed financial assistance in form of Term Loans and Working Capital from State Bank of India.
- 26.2 The Company's Income tax Assessment has been completed upto the Assessment Year 2020-21.

27. ACKNOWLEDGEMENT:

Your Directors express their sincere gratitude for the assistance and co operation extended by Banks, Government Authorities, Shareholders, Suppliers and Customers.

Your Directors also wish to place on record their appreciation of the contribution made by the employees at their levels towards achievements of the Company's goals.

Registered Office
Block No. 10/13, Village: Changodar,
Sarkhej- Bavla Highway,
Tal: Sanand, Dist: Ahmedabad -382 213
Date : 22nd July, 2024

For and on behalf of the Board,

Sanjay S. Shah
Chairman & Managing Director
DIN:01515296

Aarsh S. Shah
Jt. Managing Director
DIN: 05294294

FORM-A

Disclosure of particulars with respect to Conservation of Energy

(A) CONSERVATION OF ENERGY:

Steps taken or impact on conservation of energy	In line with the Company's commitment towards conservation of energy, all units continue with their efforts aimed at improving energy efficiency through innovative measures to reduce wastage and optimize consumption
Steps taken by the Company for utilizing alternate sources of energy	Company has solar plant installed as alternate source of renewable energy to meet some portion of requirement of power which takes care of upto 30% of the total power requirement of the manufacturing plant.
Capital investment on energy conservation equipments	The Company has installed roof top solar power generation System of 425 KVA within its manufacturing facilities.

(B) TECHNOLOGY ABSORPTION:

Efforts made in Research and Development and Technology Absorption prescribed in the Rules is as under:

1.	Research & Development (R&D)	
	(a) Specific areas in which R&D carried out by the Company.	: R&D is through developing and diversification of products by developing better drug delivery methods.
	(b) Benefits derived as a result of the above R&D	: More products added to the list of products with improved drug delivery have been to cater to exports markets.
	(c) Future plan of action	: Improved process development for the products through effective process & quality control.
	(d) Expenditure on R&D	: During the year under review Rs. 266.67 Lakh has been incurred towards Research and Development.
2.	Technology absorption, adoption and innovation: The Company does not envisage any technology absorption.	

(C) FOREIGN EXCHANGE EARNINGS & OUTGO:

(Rs. in Lakh)

Particulars	2023-24	2022-23
Total Foreign exchange earnings	9983.53	10453.26
Total Foreign Exchange used	2579.17	3553.60

Registered Office
 Block No. 10/13, Village: Changodar,
 Sarkhej- Bavla Highway,
 Tal: Sanand, Dist: Ahmedabad -382 213
 Date : 22nd July, 2024

For and on behalf of the Board,

Sanjay S. Shah
Chairman & Managing Director
DIN:01515296

Aarsh S. Shah
Jt. Managing Director
DIN: 05294294

REPORT ON CORPORATE GOVERNANCE

INTRODUCTION:

Corporate Governance is important to build confidence and trust which leads to strong and stable partnership with the Investors and all other Stakeholders. The Directors, hereunder, present the Company's Report on Corporate Governance for the year ended 31st March, 2024 & as on date.

1. COMPANY'S PHILOSOPHY ON CODE OF GOVERNANCE:

The Company's philosophy on Corporate Governance lays strong emphasis on transparency, accountability and ability.

Effective Corporate Governance is the key element ensuring investor's protection; providing finest work environment leading to highest standards of management and maximization of everlasting long -term values. Your Company believes in the philosophy on practicing Code of Corporate Governance that provides a structure by which the rights and responsibility of different constituents such as the board, employees and shareholders are carved out.

A Report on compliance with the principles of Corporate Governance as prescribed by SEBI in Chapter IV read with Schedule V of SEBI (Listing Obligation and Disclosures Requirements) Regulations, 2015 (SEBI Listing Regulations) is given below:

2. BOARD OF DIRECTORS:
a) Composition and Category of Directors as on 31st March, 2024:

Name of Directors	Category of Directorship	No. of other Directorships@	No. of Committee position in other Companies**		No. of Board Meetings attended during 2023-24	Attendance at AGM held on 21-09-2023 Yes(Y)/ No(N)
			Member	Chairman		
Mr. Sanjay S. Shah	Chairman & Managing Director	-	-	-	9 of 9	Y
Mr. Aarsh S. Shah	Joint Managing Director	-	-	-	9 of 9	Y
Ms. Rita S. Shah*	Non-Executive Non Independent	-	-	-	9 of 9	Y
Mr. Shailesh Patel	Non-Executive Independent	-	-	-	9 of 9	Y
Mr. Prashant Srivastav	Non-Executive Independent	-	-	-	9 of 9	Y
Mr. Hemendra C. Shah	Non-Executive Independent	3	2	0	9 of 9	Y
Ms. Vishalakshi Chandramouli	Non-Executive Non Independent	-	-	-	0 of 4	N
Mr. Jignesh Mukundbhai Parikh	Non- Executive Independent	-	-	-	3 of 3	N.A.
Ms. Khyati Bhavya Shah	Non- Executive Independent	2	4	2	3 of 3	N.A.
Mr. Sunil Vasantryo Marathe	Whole Time Director Technical	-	-	-	3 of 3	N.A.

*Ceased as a Whole time Director w.e.f. 6th November, 2023

@ Private Companies, foreign companies and companies under Section 8 of the Companies Act, 2013 are excluded

** for the purpose of reckoning the limit of committees, only chairmanship/membership of the Audit Committee and Stakeholders' Relationship Committee has been considered.

- b) **Directorship in Listed Entities other than Sakar Healthcare Limited and the category of directorship as on 31st March, 2024, is as follows and on the date of this report:**

Name of Director	Name of listed Company	Category of Directorship
Mr. Sanjay S. Shah	-	-
Mr. Aarsh S. Shah	-	-
Ms. Rita S. Shah	-	-
Mr. Shailesh Patel	-	-
Mr. Prashant Srivastav	-	-
Mr. Hemendra C. Shah	Asian Granito India Limited Denis Chem Lab Limited Prism Finance Limited	Independent Director
Ms. Vishalakshi Chandramauli		
Mr. Jignesh Parikh		
Ms. Khyati shah	Vrundavan Plantation Limited Bisil Plast Limited	Independent Director
Mr. Sunil Marathe		

- c) **Relationships between directors inter-se:**

Mr. Sanjay S. Shah, Mr. Aarsh S. Shah and Ms. Rita S. Shah are related to each other.

- d) **Board Procedures:**

The Board of Directors meets once a quarter to review the performance and Financial Results. A detailed Agenda File is sent to all the Directors well in time of the Board Meetings. The Chairman/Managing Director briefs the Directors at every Board Meeting, overall performance of the Company. All major decisions/approvals are taken at the Meeting of the Board of Directors such as policy formation, business plans, budgets, investment opportunities, Statutory Compliance etc. The meeting of the Board of Directors for a period from 1st April, 2023 to 31st March, 2024 were held 9 times on 26-05-2023, 20-07-2023, 03-08-2023, 14-08-2023, 01-09-2023, 06-11-2023, 21-11-2023, 28-12-2023 and 10-02-2024.

- e) **Shareholding of Non- Executive Directors as on 31st March, 2024:**

Name of the Non- Executive Director	No. of Shares held	% of total Shareholding
Ms. Rita S. Shah	2,45,000	1.13

No other Non-Executive Directors hold any Equity Share or convertible securities in the Company.

- f) **Familiarisation Program for Independent Directors:**

The details of the familiarization program are available on the Company's website –www.sakarhealthcare.com

- g) **Chart or Matrix setting out the skills/ expertise/ competence of the board of directors specifying the following:**

The following is the list of core skills / competencies identified by the Board of Directors as required in the context of the Company's business and that the said skills are available within the Board Members:

Business Management & Leadership	Leadership experience including in areas of general management, business development, strategic planning and long-term growth.
Industry Domain Knowledge	Knowledge about products & business of the Company and understanding of business environment,
Financial Expertise	Financial and risk management, Internal control, Experience of financial reporting processes, capital allocation, resource utilization, Understanding of Financial policies and accounting statement and assessing economic conditions.
Governance & Compliance	Experience in developing governance practices, serving the best interests of all stakeholders, maintaining board and management accountability, building long-term effective stakeholder engagements and driving corporate ethics and values.

In the table below, the specific areas of focus or expertise of individual board members have been highlighted.

Name of Director	Business Leadership	Industry Domain Knowledge	Financial Expertise	Governance & Compliance
Mr. Sanjay S. Shah	Y	Y	Y	Y
Mr. Aarsh S. Shah	Y	Y	Y	Y
Ms. Rita S. Shah	Y	Y	Y	Y
Mr. Prashant C. Srivastav	Y	Y	Y	Y
Mr. Hemendra C. Shah	Y	Y	Y	Y
Mr. Shailesh B. Patel	Y	Y	Y	Y
Ms. Vishalakshi Chandramauli	Y	Y	Y	Y
Mr. Jignesh Parikh	Y	Y	Y	Y
Ms. Khyati Shah	Y	Y	Y	Y
Mr. Sunil Marathe	Y	Y	Y	Y

Note - Each Director may possess varied combinations of skills/ expertise within the described set of parameters and it is not necessary that all Directors possess all skills/ expertise listed therein.

- h) In accordance with para C of Schedule V of the Listing Regulations, the Board of Directors of the Company hereby confirms that the Independent Directors of the Company fulfill the conditions specified in the Regulations and are independent of the management.
- i) None of the Independent Directors of the Company resigned during the financial year and hence no disclosure is required with respect to Clause 2(j) of para C of Schedule V of the SEBI (Listing Obligations and Disclosure Requirements) Regulations, 2015.

3. AUDIT COMMITTEE:

The Audit Committee consists of the following Directors as on date of the Report:

Name of the Directors	Expertise	Terms of reference & functions of the Committee	No. of Meetings Attended during 2023-24
Mr. Prashant Srivastav, Chairman	Majority members are Non executive. Chairman is Independent Director and majority is independent. One member has thorough financial and accounting knowledge.	The functions of the Audit Committee are as per Company Law and Listing Regulations prescribed by SEBI which include approving and implementing the audit procedures, review of financial reporting system, internal control procedures and risk management policies.	4 of 4
Mr. Shailesh Patel			4 of 4
Mr. Sanjay S. Shah			4 of 4

The Audit Committee met 4 times during the Financial Year 2023-24. The maximum gap between two meetings was not more than 120 days. The Committee met on 26-05-2023; 14-08-2023; 06-11-2023 and on 10-02-2024. The necessary quorum was present for all Meetings. The Chairperson of the Audit Committee was present at the last Annual General Meeting of the Company.

4. NOMINATION & REMUNERATION COMMITTEE:

The Nomination and Remuneration Committee consists of the following Directors as on the date of the Report.

Name of the Directors	Functions of the Committee	No. of meetings Attended during 2023-24
Mr. Shailesh Patel, Chairman	All members are Non executive. The Committee is vested with the responsibilities to function as per SEBI Guidelines and recommends to the Board Compensation Package for the Managing Director. It also reviews from time to time the overall Compensation structure and related policies with a view to attract, motivate and retain employees.	During the year under review, meeting of Nomination & Remuneration Committee was held on 01-09-2023 and 06-11-2023. All the members were present. The Chairman of the Nomination and Remuneration Committee was present at the last Annual General Meeting of the Company.
Mr. Prashant Srivastav		
Mr. Hemendra C. Shah		

Terms of reference and Nomination & Remuneration Policy:

The Committee identifies and ascertain the integrity, qualification, expertise and experience of the person for appointment as Director, KMP or at Senior Management level and recommend to the Board his / her appointment. The Committee has discretion to decide whether qualification, expertise and experience possessed by a person are sufficient / satisfactory for the concerned position.

The Committee fixes remuneration of the Directors on the basis of their performance and also practice in the industry. The terms of reference of the Nomination & Remuneration Committee include review and recommendation to the Board of Directors of the remuneration paid to the Directors. The Committee meets as and when required to consider remuneration of Directors.

Performance Evaluation Criteria for Independent Directors:

The Board evaluates the performance of independent directors (excluding the director being evaluated) on the basis of the contributions and suggestions made to the Board with respect to financial strategy, business operations etc.

5. REMUNERATION OF DIRECTORS:

1. Mr. Sanjay S. Shah, Managing Director was paid Rs. 48 Lakhs as managerial remuneration during the financial year 2023-24.
2. Mr. Aarsh S. Shah, Joint Managing Director was paid Rs. 36 Lakhs as managerial remuneration during the financial year 2023-24.
3. Ms. Rita S. Shah, Whole Time Director (Till her term) was paid Rs. 12 Lakhs as managerial remuneration during the financial year 2023-24.
4. Mr. Sunil Marathe, Whole Time Director was paid Rs. 12 Lakhs as managerial remuneration during the financial year 2023-24.
5. The details of Sitting Fees paid forms part of financial statements.
6. No Commission or Stock Option has been offered to the Directors.
7. The terms of appointment of Managing Director / Whole-time Director are governed by the resolutions of the members and applicable rules of the Company. None of the Directors are entitled to severance fees.
8. Commission based on performance criteria, if any, as approved by the Board and subject to maximum limit specified in the Act.
9. The brief of Nomination and Remuneration Policy of the Company is given in Directors' Report which specifies the criteria of making payments to Non-Executive Directors.
10. Service contract and notice period are as per the terms and conditions mentioned in their Letter of Appointments.
11. There are no materially significant related party transactions, pecuniary transactions or relationships between the Company and its Non-Executive Directors except those disclosed in the financial statements for the financial year ended on 31st March, 2024.

6. STAKEHOLDERS' RELATIONSHIP COMMITTEE:

The Board has constituted a Stakeholders' Relationship Committee for the purpose of effective Redressal of the complaints and concerns of the shareholders and other stakeholders of the Company.

The Committee comprises the following Directors as members as on the date of the Report:

1. Mr. Prashant Srivastav Chairman
2. Mr. Shailesh Patel Member
3. Mr. Aarsh Shah Member

The Company had not received any complaints during the year and thus, there is no complaint pending as on date. There was no valid request for transfer of shares pending as on 31st March, 2024.

Mr. Bharat S. Soni, Company Secretary is the Compliance Officer for the above purpose.

7. SENIOR MANAGEMENT:

The Company is managed by Mr. Sanjay S. Shah, Managing Director, Mr. Aarsh S. Shah, Managing Director of the Company in assistance with Mr. Dharmesh R. Thakker, CFO & Mr. Bharat Soni, Company Secretary of the Company under the guidance of the Board of Directors of the Company.

There is no change in the Senior Management since the close of the previous financial year 2023-24.

8. GENERAL BODY MEETINGS:

Details of last three Annual General Meetings of the Company are given below:

Financial Year	Date	Time	Venue
2020-21	24-09-2021	02.00 p.m.	Through VC/AOVM Special Resolutions: 1. Reappointment of Mr. Sanjay S. Shah as Managing Director of the company for a period of 3 years with effect from 1 st December, 2021 to 30 th November, 2024 2. Reappointment of Mr. Aarsh S. Shah as Joint Managing Director of the company for a period of three years from 1 st December, 2021 to 30 th November, 2024 3. Reappointment of Ms. Rita S. Shah as Whole Time Director of the company for a period of three years from 1 st December, 2021 to 30 th November, 2024 4. Appointment/ regularization of Mr. Hemendrakumar C. Shah, Independent Director for a period of 5 years 5. Authority To Sell, Lease, Mortgage Or Disposal of the Assets of the Company Under Section 180(1)(a) of the Companies Act, 2013 6. Authority to Borrow Funds in Excess of Paid Up Capital and Free Reserves Under Section 180(1)(c) of the Companies Act, 2013
2021-22	20-09-2020	02.00 p.m.	Through VC/AOVM No Special Resolution
2022-23	25-09-2023	3.00 p.m.	Through VC/AOVM No Special Resolution

During the Financial year ended on 31st March, 2024, the Company has passed following Resolution through EGM, the details of which are given hereunder:

Sr. No	Date of approval of Shareholders	Resolutions passed by way of EGM
1	28 th September, 2023 Ordinary Resolution Special Resolution	Increase In Authorised Share Capital From Rs. 20,00,00,000/- to Rs. 25,00,00,000/- Issue/ Offer/ Allotment of Rs. 23,09,910 Equity Shares of Rs. 10/- each at premium of Rs. 249/- per Equity Shares to Non promoter Group.
2	20 th December, 2023 Special Resolution	Issue/ Offer/ Allotment of Rs. 4,00,000 Equity Shares of Rs. 10/- each at premium of Rs. 374/- per Equity Shares and 5,00,000 Warrants (convertible into equal number of equity shares) of face value Rs. 10/- (Rupees Ten only) each at an issue price of Rs. 384/- per Warrant (including a premium of Rs. 374/-) to Promoter and Non promoter Category.

Pursuant to the relevant provisions of the Companies Act, 2013, the following matter was dealt by company through Postal Ballot process during the Financial year ended on 31st March, 2024:-

Appointment of Ms. Vishalakshi Chandramouli (DIN: 03594109) as a Non Executive Non Independent Director of the Company

9. MEANS OF COMMUNICATIONS:

In compliance with the requirements of the Listing Agreement and SEBI (LODR) Regulations, the Company regularly intimates Unaudited / Audited Financial Results to the Stock Exchanges immediately after they are taken on record by the Board of Directors. These Financial Results are normally published in 'Western Times' (English and Gujarati). Results are also displayed on Company's website www.sakarhealthcare.com.

The reports, statements, documents, filings and any other information are electronically submitted to the recognized stock exchanges, unless there are any technical difficulties while filing the same. All important information and official press releases are displayed on the website for the benefit of the public at large.

During the year ended on 31st March, 2024, the Company's official investor presentations which are sent to the Stock Exchange are also made available on Company's website.

10. GENERAL SHAREHOLDERS' INFORMATION:

a) Registered Office	:	Block No. 10/13, Village: Changodar, Sarkhej-Bavla Highway, Tal: Sanand, Dist: Ahmedabad – 382 213
b) Annual General Meeting	:	Day Saturday Date 21 st September, 2024 Time 2.00 PM (IST) Venue Through Video Conferencing (VC) / Other Audio Visual Means (OAVM) *Pursuant to MCA / SEBI Circulars. For details please refer to the Notice to the AGM.
c) Financial Year	:	1 st April, 2023 to 31 st March, 2024
d) Financial Calendar	:	1st Quarter Results Mid - August, 2024 Half yearly Results Mid - November, 2024 3rd Quarter Results Mid - February, 2025. Audited yearly Results End - May, 2025.
e) Book Closure	:	From : 15 th September, 2024 To : 21 st September, 2024 (Both days inclusive)
f) Dividend Payment Date	:	N.A.
g) Listing of Shares on Stock Exchanges	:	National Stock Exchange of India Limited- Main Board Bandra Kurla Complex, Bandra (East), Mumbai – 400 001. The Company has paid the annual listing fees for the financial year 2023-24 to the Stock Exchange.
h) Stock Exchange Code		Stock Exchange Code / Symbol NSE Symbol SAKAR
i) Registrar and Share Transfer Agents	:	Registrars and Share Transfer Agents (RTA) for both Physical and Demat Segment of Equity Shares of the Company: Link Intime India Pvt. Ltd. 506-508, Amarnath Business Centre-1 (ABC-1), Besides Gala Business Centre, Near St. Xavier's College Corner, Off C. G. Road, Ellisbridge, Ahmedabad – 380 006 Email id: ahmedabad@linkintime.co.in
j) Share Transfer System	:	As the entire shareholding of the Company is in electronic form, the transfers are processed by NSDL/ CDSL through the respective Depository Participants.

k) Stock Price Data:

The shares of the Company were traded on the National Stock Exchange of India Limited. The information on stock price data, Nifty details are as under:

Month	High (Rs.)	Low (Rs.)	Volume (No. of Shares)	NSE (Nifty)
April, 2023	221.58	213.40	207370	17710
May, 2023	244.09	231.33	726400	18307.05
June, 2023	266.81	255.36	793900	18726.77
July, 2023	260.99	250.06	912718	19586.00
August, 2023	339.61	320.22	2031463	19438.28
September, 2023	343.14	327.44	682119	19786.04
October, 2023	358.90	342.41	813570	19481.66
November, 2023	391.41	373.46	944027	19599.17
December, 2023	388.04	374.29	561779	21165.99
January, 2024	430.55	410.18	1178311	21631.89
February, 2024	409.19	393.47	546437	21947.28
March, 2024	380.14	360.19	832683	22187.31

l) Distribution of Shareholding as on 31st March, 2024:

No. of Equity Shares held	No. of Shareholders	% of Shareholders	No. of Shares held	% of Shareholding
Up to 500	6531	86.43	627590	2.88
501 to 1000	449	5.94	359049	1.65
1001 to 2000	242	3.20	361390	1.66
2001 to 3000	120	1.59	304748	1.40
3001 to 4000	51	0.67	182809	0.84
4001 to 5000	32	0.42	148382	0.68
5001 to 10000	69	0.91	521626	2.39
10001 & Above	62	0.82	19244316	88.48
Grand Total	7556	100.00	1,90,40,000	100.00

m) Category of Shareholders:

Category	As on 31-03-2024	
	No. of Shares held	% of Shareholding
Promoters (Directors & Relatives)	11561043	53.16
Foreign Portfolio Investors	2940108	13.52
Financial Institutions/ Banks	-	-
Mutual Fund	-	-
Domestic Companies	953871	4.38
Indian Public	3888378	17.88
NRIs & CM	96600	0.44
Foreign Corporate	-	-
Alternative Investment Fund	2309910	10.62
Grand Total	2,17,49,910	100.00

n) Outstanding GDRs/ADRs/Warrants or any Convertible Instruments, Conversion Date and likely impact on Equity:

The Company has not issued any GDRs/ADRs. During the fiscal 2024, the company has issued and allotted 5,00,000 Warrants (convertible into equal number of equity Shares) to persons belonging to Promoters and Non Promoters category in compliance with applicable provisions of the Companies Act, 2013 and SEBI Listing regulations. Assuming full conversion, the Equity share capital on fully diluted basis would be 2,22,49,910 Equity Shares of Rs.10/- each. Other than this, the company has not issued any other convertible securities.

o) Dematerialisation of Shares and liquidity:

The Company's Equity Shares are traded compulsorily in dematerialised form and 100% of the Equity Shares are in dematerialised form. ISIN number for dematerialisation of the Equity Shares of the Company is INE732S01012.

p) Commodity Price Risks and Commodity Hedging Activities:

Business risk evaluation and management is an ongoing process within the Company. The assessment is periodically examined by the Board. The Company is exposed to the risk of price fluctuation of raw materials as well as finished goods. The Company proactively manages these risks through forward booking Inventory management and proactive vendor development practices.

q) Plant Location:

Block No. 10/13, Village: Changodar,
Sarkhej-Bavla Highway, Tal: Sanand,
Dist: Ahmedabad – 382 213

r) Address for Correspondence:

For Share transfers, transactions, change of address, non receipt of dividend or any other query relating to shares, Shareholders' correspondence should be addressed to the Company's Registrar and Share Transfer Agent at:

Link Intime India Pvt. Ltd.
5th Floor, 506 to 508,
Amarnath Business Centre – 1 (ABC-1),
Beside Gala Business Centre,
Nr. St. Xavier's College Corner, Off C. G. Road, Navrangpura,
Ahmedabad -380 006
Tel.: (079) 2646 5179
Email: ahmedabad@linkintime.co.in
Compliance Officer : Mr. Bharat S. Soni, Company Secretary

s) CREDIT RATINGS:

The Company has been rated on Long-Term Scale and Long-term/Short-Term Scale as [ICRA]BBB (Stable)/ [ICRA]A3+ respectively assigned by M/s ICRA Limited Ratings assigned on 28th January, 2022.

11. MANAGEMENT DISCUSSION AND ANALYSIS:

a. Industry Structure and Developments:

The Indian Pharmaceutical Industry is 3rd Largest in volume and 13th Largest in terms of value in the world and is expected to grow at a CAGR of 11.34%, according to a recent report by the Indian Brand Equity Foundation (IBEF) by 2020. Branded Generics are expected to continue their dominance in the Indian Market, considering the various therapeutic categories they cover and the increase in population.

b. Opportunities and Threats (SWOT Analysis):

STRENGTHS:

❖ Experienced Management Team (Collective Domain Experience):

Our Company has experienced diverse management team comprising excellent technical as well as business management skills. Over years we have delivered tremendous customer satisfaction through customization under the leadership of our senior management. Management team is well versed in functions like regulatory affairs, quality assurance, manufacturing, quality control, supply chain management, business development, sales and marketing, Human Resources and finance.

❖ State of Art Manufacturing Facilities (WHO & Overseas Approvals):

Our Company has manufacturing facilities at Changodar, Ahmedabad, Gujarat which is built in accordance with the WHO's cGMP guidelines. Our company presently manufactures multiple formulations under various therapeutic segments and it is also multi adaptable. Our Company believes that its manufacturing facilities which have been equipped with latest technology and machineries enable it to lower overall production costs, improve process efficiencies and produce high quality products exported as per the required standards of various countries.

❖ Modernized Technology (Lyophiliser):

Currently company has got techno-rich through inclusion of TOFFLON, make Lyophiliser with auto loading & unloading with ORABS. This updated freeze drier helps improving stability and hence efficacy of the products. The process of registering lyophilized products in overseas markets has been initiated, with commercialization from F.Y. 2017-18.

➤ **Wide Therapeutic Segment (22 Categories):**

We manufacture a wide range of products in the formulation segment encompassing Oral Solids, Oral Liquids, liquid/lyophilized/dry powder injections. Currently Company manufactures products covering 22 therapeutic categories which include: Antacid, Antimalarial, Anticoagulant, Laxative, Anthelmintic, Bronchodilator, Anaesthetic, Antidepressant, Sedative, Adrenergic, Anti-infective, Diuretics, Oxytocic, Analgesic, Antiemetic, Antipsychotic, Antifungal, PPI, Anticonvulsant, Anti-inflammatory, Antihistamine, Multi vitamins.

➤ **Strong Client Relationship (Over Decades):**

Over a period of time, our Company has developed relationships including customers from leading Indian as well as multinational pharmaceutical companies. Our top five customers who have remained with us for over 5 years have accounted for 45.40 % of our Company's net sales for the year ended March 31, 2021. These relationships have been further strengthened on account of recurring business from such existing customers. We believe our operating experience and relationship with our customers has helped us in getting further orders and move higher in the value chain with improvement in our results of operations.

➤ **Accreditation & World Wide Recognition:**

Our Company has 321 product registrations in various countries. Registered Products are dispatched currently to these countries and distributed through channel partners. The manufacturing unit has been accredited by regulatory authorities of 14 countries which includes Uganda, Kenya, Yemen, Ethiopia, Congo, Zimbabwe, Nigeria, Malawi, Philippines, Peru, Vietnam, Cote D'Ivoire.

WEAKNESS:

Few Local players at times disturb regular business flow through offering of notional benefits to the customers.

OPPORTUNITIES:

➤ **Migration to the Main Board:**

Emerging Bigger through migration from SME Platform to Main Board at National Stock Exchange of India Limited from 11th April 2019. This Opportunity has enhanced company's credibility and provided encouragement for growth.

➤ **DSIR Approval:**

Sakar in-house Research & Development unit has been recognised by Department of Scientific & Industrial Research operating as a part of Ministry of Science & Technology, India. This recognition is definitely an encouraging and motivational outcome of technical capabilities of Sakar in field of research works.

➤ **Expansion to Oncology:**

The Company has incorporated a Wholly Owned Subsidiary (WOS) of the Company in the name of 'Sakar Oncology Private Limited' registered with the Registrar of Companies, Gujarat vide certificate of Incorporation dated 29th March, 2020. The said WOS has been incorporated for the new project of Oncology products. The Authorised Equity Share Capital & Paid up Equity Share Capital of Sakar Oncology Private Limited is Rs. 5,00,00,000/- and Rs. 1,00,000/- respectively.

Entry into the fastest growing therapeutic segment with high barriers to entry will give a big fillip to company's growth for the next many years. This state of the art manufacturing facility has been designed according to the USFDA standards and will help the company to sell its Onco products into regulated markets.

THREATS:

The organisation constantly evaluates the probable threats due to changes in the regulatory norms, both in domestic and international arena, as well as the effects of restructuring of pricing regimen at any point of time. Both these factors can adversely affect the business revenue.

In addition declining phase of any product in its life-cycle may stagnate growth for the product business and hence the product basket has been made flexible across countries with multiple brands to nullify such effects, at any point of time.

c. Segment wise Performance:

The Company is operating in single segment. Hence, there is no need of reporting segment wise performance.

d. Recent Trend and Future Outlook:

India is now among the top 5 pharmaceutical emerging markets. This has given the necessary structure to the credibility of India make products; particularly when quality matters the most. Keeping the manufacturing unit and operations compliant to regulatory market requirements, company has ensured the standards for quality and presentation of the products which can draw attention internationally. Recent inclusion of lyophiliser has made it feasible to manufacture class products with advanced technology and enhanced stability. The strategic decision for future would be to extend the range of products with wider use across multiple countries, revisiting products with higher returns and marketing of lyophilized products for differentiation and growth.

e. Risks and Concerns:

There are a set of risk factors which have been evaluated. This includes competition, pricing and margins, investment rationale on products, country of export as all of these contribute to key decision making. A balance in contribution from countries, products and key accounts has thereby been assessed, with proper adherence to ever changing regulatory and environment, health and safety norms.

f. Internal Control Systems and their Adequacy:

The Company has adequate systems of Internal Controls commensurate with its size and operations to ensure orderly and efficient conduct of business. These controls ensure safeguarding of assets, reduction and detection of fraud and error, adequacy and completeness of the accounting records and timely preparation of reliable financial information.

g. Financial Performance with respect to Operational Performance:

The financial performance of the Company for the year 2023-24 will be described in the Directors' Report.

h. Material Developments in Human Resources and Industrial Relations Front:

Your Company has undertaken certain employees' development initiatives, which have very positive impact on the morale and team spirit of the employees. The Company has continued to give special attention to Human Resources/Industrial Relations development. Industrial relations remained cordial throughout the year. We are also concentrating on building up of our Human Resource Capital especially in our Sales Team by undertaking various R&D activities. We are also creating adequate support systems at our HO which will provide requisite knowledge and data to our sales team. These activities will lead to a more informed and motivated sales team.

i. Key Financial Ratios:

Key Ratios	FY 2023-24	FY 2022-23	Change %	Explanation, if required
Debtors Turnover	60 Days	50 Days	55%	The average receivable recovery days have been increased by 10 days.
Inventory Turnover	76 Days	73 Days	13%	The average inventory holding period has increased by 3 days.
Interest Coverage Ratio	3.09	3.84	-19.53%	The profit available to serve the interest payment has decreased by -19.53% due to increase in external borrowings from financial institutions for the new Oncology Manufacturing facility.
Current Ratio	1.21	1.03	18.13%	The current ratio has decreased marginally compared to previous year due to increase in Current financial liabilities in respect of New Term loans availed for Oncology facility.
Debt Equity Ratio	0.30	0.69	-56%	The debt-equity ratio has improved marginally due to increase in Shareholders fund.
Operating Profit Margin (%)	21.49	18.24%	3.25%	The operating profit margin has increased compared to previous year by 3.25% on account of commencement of oncology business operations.
Net Profit Margin (%)	7.61%	9.57%	-20.45%	The Net profit margin has reduced compared to previous year by 20% on account of increase in Employee benefit expenses, finance cost, depreciation and Other expenses pertaining to oncology facility which has negligible contribution in revenue from operations.
Return on Networth	4.45%	7.36%	-2.91%	The return on net-worth has reduced compared to previous year by 5% due to reduction in net profit on account of operating expenses incurred for oncology facility which has negligible contribution in revenue from operations.

j. Cautionary Statement:

Statement in this Management Discussion and Analysis Report, describing the Company's objectives, estimates and expectations may constitute 'Forward Looking Statements' within the meaning of applicable laws or regulations. Actual results might differ materially from those either expressed or implied.

12. DISCLOSURES:

a. The Company has not entered into any transaction of material nature with the Promoters, the Directors or the Management that may have any potential conflict with the interest of the Company. The Company has no subsidiary.

b. There has neither been any non compliance of any legal provision of applicable law, nor any penalty, stricture imposed by the Stock Exchange/s or SEBI or any other authorities, on any matters related to Capital Market during the last three years.

The Company has implemented Vigil Mechanism and Whistle Blower Policy and it is hereby affirmed that no personnel have been denied access to the Audit Committee.

c. The Company is in compliance with all mandatory requirements under Listing Regulations. Adoption of non-mandatory requirements of Listing Regulations is being reviewed by the Board from time to time.

d. The Company is in compliance with all mandatory requirements under Listing Regulations. Adoption of non-mandatory requirements of Listing Regulations is being reviewed by the Board from time to time.

e. The policy on related party transactions is disclosed on the Company's website viz.sakarhealthcare.com

f. Disclosure of Accounting Treatment:

The financial statements of the Company have been prepared in accordance with Indian Accounting Standards (Ind AS) Notified under the Companies (Indian Accounting Standards) Rules, 2015 (as amended).

The Financial Statements have been prepared on the historical cost basis, except for certain financial instruments (including derivative instruments) which are measured at fair values at the end of each reporting period, as explained in the accounting policies below. Accounting policies have been consistently applied except where newly-issued accounting standard is initially adopted for a revision and existing accounting standard requires a change in accounting policy thereto in use.

The financial statements are presented in Indian rupees (INR) and all values are rounded to the nearest rupees, except numbers.

g. The Company has allotted 23,09,910 Equity Shares of Rs. 10/- each at premium of Rs. 249.75/- per Equity Shares on 1st September, 2023 to Non-Promoter on Preferential Basis after complying with the provisions and guidelines under the Companies Act, 2013 and SEBI Regulations. The Company has also allotted 4,00,000 Equity Shares of Rs. 10/- each at premium of Rs. 374/- per Equity Shares to Non-Promoters on Preferential Basis and 5,00,000 Warrants (Convertible into 5,00,000 Equity Shares) of Rs. 10/- Each at a Premium of Rs. 374/- Per Warrant to persons belonging to Promoters & Non Promoters on 28th December, 2023 after complying with the provisions and guidelines under the Companies Act, 2013 and SEBI Regulations.

h. A Certificate from M/s. Kashyap R. Mehta & Associates, Practicing Company Secretaries to the effect that none of the directors on the board of the company have been debarred or disqualified from being appointed or continuing as directors of companies by the Board/Ministry of Corporate Affairs or any such statutory authority has been attached as **Annexure –F**.

i. During the financial year, the Board of Directors of the Company has not rejected any recommendation of any committee of the Board which was mandatorily required under the Companies Act, 2013 or the Listing Regulations.

j. The details of total fees for all services paid by the Company to the statutory auditor of the Company viz. M/s. J. S. Shah & Co., and all entities in the network firm/network entity of which the statutory auditor is a part are as follows:

	(In Lakh)	
Type of fee	2023-24	2022-23
Audit Fees	1.25	1.10
Other fees (specify)	-	-

- k. disclosures in relation to the Sexual Harassment of Women at Workplace (Prevention, Prohibition and Redressal) Act, 2013:

Sr. No.	Particulars	No. of complaints
1	Complaints filed during the financial year	Nil
2	Complaints disposed of during the financial year	Nil
3	Complaints pending as at the end of the financial year	Nil

- l. disclosure pertaining to Loans and Advances in the nature of loans to firms/Companies in which Directors are interested by name and amount, if any are given in notes to the Financial Statements attached to the Directors' Report.

13. DETAILS OF NON COMPLIANCE CORPORATE GOVERNANCE REQUIREMENT:

There was no non-compliance during the year and no penalties were imposed or structures passed on the Company by the Stock Exchanges, SEBI or any other statutory authority.

14. NON-MANDATORY REQUIREMENTS OF REGULATION 27(1) & PART E OF SCHEDULE II OF THE LISTING REGULATIONS:

- i. The quarterly/half yearly results are not sent to the shareholders. However, the same are published in the newspapers and also posted on the Company's website.
- ii. The Company's financial statements for the financial year 2022-23 do not contain any audit qualification.
- iii. The internal auditors report to the Audit Committee.

15. The Company is in compliance with the corporate governance requirements specified in Regulation 17 to 27 and Clause (b) to (i) of sub-regulation (2) of Regulation 46 of SEBI Regulations.

Registered Office
Block No. 10/13, Village: Changodar,
Sarkhej- Bavla Highway,
Tal: Sanand, Dist: Ahmedabad -382 213
Date : 22nd July, 2024

Sanjay S. Shah
Chairman & Managing Director
DIN: 01515296

For and on behalf of the Board,

Aarsh S. Shah
Jt. Managing Director
DIN:05294294

DECLARATION

All the Board Members and Senior Management Personnel of the Company have affirmed the compliance with the provisions of the code of conduct of Board of Directors and Senior Management for the year ended on 31st March, 2024.

For and on behalf of the Board

Date : 22th July, 2024
Place : Ahmedabad

Sanjay S. Shah
Managing Director

Mr. Dharmesh R. Thaker
CFO

CERTIFICATE

To,
**The Members of
Sakar Healthcare Limited.**

We have examined the compliance of conditions of Corporate Governance by Sakar Healthcare Limited, for the year ended on 31st March, 2024 and also up to the date of this report as stipulated in Securities and Exchange Board of India (Listing Obligations and Disclosure Requirements) Regulations, 2015 (LODR) / Listing Agreement (LA).

The compliance of conditions of corporate governance is the responsibility of the management. Our examination has been limited to procedures and implementation thereof, adopted by the Company for ensuring the compliance of conditions of Corporate Governance as stipulated in LODR. It is neither an audit nor an expression of opinion on the financial statements of the Company.

In our opinion and to the best of our information and according to the explanations given to us, and based on the representations made by the Directors and the Management, we certify that the Company has complied with the conditions of Corporate Governance as stipulated in Regulations 17 to 27, clauses (b) to (i) and (t) of sub-regulation (2) of regulation 46, para C, D and E of Schedule V and Part E of Schedule II of LODR.

We further state that such compliance is neither an assurance as to the future viability of the Company nor the efficiency or effectiveness with which the management has conducted the affairs of the Company.

**FOR KASHYAP R. MEHTA & ASSOCIATES
COMPANY SECRETARIES
FRN: S2011GJ166500**

Place : Ahmedabad
Date : 22nd July, 2024

**KASHYAP R. MEHTA
PROPRIETOR
FCS: 1821
COP-2052 PR-5709/2024
UDIN : F001821F000794745**

FORM NO. MR-3

SECRETARIAL AUDIT REPORT FOR THE FINANCIAL YEAR ENDED ON 31ST MARCH, 2024

[Pursuant to Section 204(1) of the Companies Act, 2013 and Rule No.9 of the Companies (Appointment and Remuneration of Managerial Personnel) Rules, 2014]

To,
The Members,
Sakar Healthcare Limited

We have conducted the Secretarial Audit of the compliance of applicable statutory provisions and the adherence to good corporate practices by **Sakar Healthcare Limited** [CIN: L24231GJ2004PLC043861] ('hereinafter called the Company') having Registered Office at Block No.10-13, Village: Changodar, Sarkhej-Bavla Highway, Tal: Sanand, Dist: Ahmedabad – 382 213, Gujarat. The Secretarial Audit was conducted in a manner that provided us a reasonable basis for evaluating the corporate conducts / statutory compliances and expressing our opinion thereon.

Based on our verification of the Company's books, papers, minute books, forms and returns filed and other records maintained by the Company and also the information provided by the Company, its officers, agents and authorized representatives **whether electronically or otherwise** during the conduct of secretarial audit, we hereby report that in our opinion, the Company has, during the audit period covering the financial year ended on **31st March, 2024** complied with the statutory provisions listed hereunder and also that the Company has proper Board-processes and compliance-mechanism in place to the extent, in the manner and subject to the reporting made hereinafter:

We have examined the books, papers, minute books, forms and returns filed and other records maintained by the Company for the financial year ended on 31st March, 2024 according to the provisions of:

- (i) The Companies Act, 2013 (the Act) and the rules made thereunder;
 - (ii) The Securities Contracts (Regulation) Act, 1956 ('SCRA') and the rules made thereunder;
 - (iii) The Depositories Act, 1996 and the Regulations and Bye-laws framed thereunder;
 - (iv) Foreign Exchange Management Act, 1999 and the rules and regulations made thereunder to the extent of Foreign Direct Investment, Overseas Direct Investment and External Commercial Borrowings;
 - (v) The following Regulations and Guidelines prescribed under the Securities and Exchange Board of India Act, 1992 ('SEBI Act'):
 - (a) The Securities and Exchange Board of India (Substantial Acquisition of Shares and Takeovers) Regulations, 2011;
 - (b) The Securities and Exchange Board of India (Prohibition of Insider Trading) Regulations, 2015. The listed entity is in compliance with Regulation 3(5) & 3(6) SEBI (Prohibition of Insider Trading) Regulations, 2015 relating to Structural Digital Database;
 - (c) The Securities and Exchange Board of India (Issue of Capital and Disclosure Requirements) Regulations, 2018;
 - (d) Securities and Exchange Board of India (Share Based Employee Benefits) Requirements, 2014 (Not Applicable during the audit period);
 - (e) Securities and Exchange Board of India (Issue and Listing of Non-Convertible Securities) Regulations, 2021;
 - (f) The Securities and Exchange Board of India (Registrars to an Issue and Share Transfer Agents) Regulations, 1993 regarding the Companies Act and dealing with client – Not applicable as the Company is not registered as Registrar to Issue and Share transfer agent during audit period;
 - (g) The Securities and Exchange Board of India (Delisting of Equity Shares) Regulations, 2009 (Not Applicable during the audit period);
 - (h) The Securities and Exchange Board of India (Buyback of Securities) Regulations, 2018; (Not Applicable during the audit period) and
 - (vi) Various common laws applicable to the manufacturing and other activities of the Company such as Labour Laws, Pollution Control Laws, Land Laws, Patents Act, 1970, The Trade Marks Act, 1999 etc. and various Sectoral specific acts such as Pharmacy Act, 1948, Drugs and Cosmetics Act, 1940, Homoeopathy Central Council Act, 1973, Drugs and Magic Remedies (Objectionable Advertisement) Act, 1954, Narcotic Drugs and Psychotropic Substances Act, 1985 for which we have relied on Certificates/ Reports/ Declarations/ Consents/ Confirmations obtained by the Company from the experts of the relevant field such as Advocate, Labour Law Consultants, Engineers, Occupier of the Factories, Registered Valuers, Chartered Engineers, Factory Manager, Chief Technology Officer of the Company, Local Authorities, Effluent Treatment Adviser etc. and have found that the Company is generally regular in complying with the provisions of various applicable Acts.
- We have also examined compliance with the applicable clauses of the following:
- (i) Secretarial Standards (SS-1 and SS-2) issued by the Institute of Company Secretaries of India
 - (ii) Securities and Exchange Board of India (Listing Obligations and Disclosure Requirements) Regulations, 2015 and the Listing Agreements entered into by the Company with Stock Exchanges

During the period under review the Company has complied with the provisions of the Act, Rules, Regulations, Guidelines, Standards, etc. mentioned above.

The compliance by the Company of applicable financial laws, like direct and indirect tax laws, has not been reviewed in this audit since the same have been subject to review by the statutory financial auditor and other designated professionals.

We further report that:

The Board of Directors of the Company is duly constituted with proper balance of Executive Directors, Non-Executive Directors and Independent Directors. The changes in the composition of the Board of Directors that took place during the period under review were carried out in compliance with the provisions of the Act. During the period under review, one Non-executive Non-independent Director, two Independent Directors and one Whole time Director - Technical was appointed in the Board of Directors of the Company and one executive Director had step down the position in the Board to Non-Executive Director of the Company.

Adequate notice is given to all directors to schedule the Board Meetings, agenda and detailed notes on agenda were sent in advance, and a system exists for seeking and obtaining further information and clarifications on the agenda items before the meeting and for meaningful participation at the meeting.

Majority decision is carried through while the dissenting members' views are captured and recorded as part of the minutes.

We further report that there are adequate systems and processes in the Company commensurate with the size and operations of the Company to monitor and ensure compliance with applicable laws, rules, regulations and guidelines.

We further report that during the audit period, the Company has:

- (i) Duly passed a Special Resolution through EGM held on 29th August, 2023 pursuant to the provisions of section 42, section 62(1)(c) and all other applicable provisions, if any, of the Companies Act, 2013 and SEBI Regulations & FEMA Regulations, to create, offer, issue and allot upto 23,09,910 Equity Shares of face value Rs. 10/- each on preferential basis to Non-Promoter at a price of Rs. 259.75 per equity share aggregating to Rs. 59,99,99,123/-.
- (ii) Duly passed a Special Resolution through EGM held on 20th December, 2023 pursuant to the provisions of section 42, section 62(1)(c) and all other applicable provisions, if any, of the Companies Act, 2013 and SEBI Regulations to create, offer, issue and allot upto 4,00,000 Equity Shares of face value Rs. 10/- each to Non-Promoters and 5,00,000 convertible warrants to persons belonging to Promoters & Non-promoters at a price of Rs. 384/- per security.
- (iii) Duly passed a Special Resolutions through EGM held on 20th December, 2023 relating to appointments of Independent Directors & Whole-time Directors – Technical.
- (iv) Appointed one Non-executive Non-Independent by passing necessary Resolution through Postal Ballot process in compliance with applicable provisions of the Act.

We further report that the Board of Directors of the Company in their meeting held on:

- 1st September, 2023 has allotted 23,09,910 Equity Shares of Rs. 10/- each for cash at premium of Rs. 249.75/- per Equity Shares to Non-Promoter on Preferential Basis after complying with the provisions and guidelines under the Companies Act, 2013 and SEBI Regulations. The Company also obtained approval of NSE for Listing & Trading of the said Equity Shares in due course of time.
- 28th December, 2023 has 4,00,000 Equity Shares of Rs. 10/- each at an issue price of Rs. 384/- per Equity Share to Non-Promoters on Preferential Basis and has also allotted 5,00,000 Warrants (Convertible into equal number of Equity Shares) to persons belonging to Promoters & Non Promoters category at an issue price of Rs. 384/- per security after complying with the provisions and guidelines under the Companies Act, 2013 and SEBI Regulations. The Company also obtained approval of NSE for Listing & Trading of the said Equity Shares in due course of time.

FOR KASHYAP R. MEHTA & ASSOCIATES
COMPANY SECRETARIES

KASHYAP R. MEHTA
PROPRIETOR

FRN: S2011GJ166500

FCS: 1821 COP-2052 PR-5709/2024

UDIN : F001821F000794580

Place : Ahmedabad
Date : 22nd July, 2024

Disclaimer: We have conducted the assignment by examining the Secretarial Records including Minutes, Documents, Registers and other records etc., received by way of electronic mode from the Company and could not be verified from the original records. The management has confirmed that the records submitted to us are true and correct. This Report is limited to the Statutory Compliances on laws / regulations /guidelines listed in our report which have been complied by the Company pertaining to Financial Year 2023-24. We are not commenting on the Statutory Compliances whose due dates are extended by Regulators from time to time or still there is time line to comply with such compliances.

Note: This report is to be read with our letter of even date which is annexed as **Annexure- 1** and forms an integral part of this report.

To,
The Members,
Sakar Healthcare Limited.

Our report of even date is to be read along with this letter.

1. Maintenance of secretarial record is the responsibility of the management of the company. Our responsibility is to express an opinion on these secretarial records based on our audit.
2. We have followed the audit practices and processes as were appropriate to obtain reasonable assurance about the correctness of the contents of the Secretarial records. The verification was done on test basis to ensure that correct facts are reflected in secretarial records. We believe that the processes and practices, we followed provide a reasonable basis for our opinion.
3. We have not verified the correctness and appropriateness of financial records and Books of Accounts of the company.
4. Where ever required, we have obtained the Management representation about the compliance of laws, rules and regulations and happening of events etc.
5. The compliance of the provisions of Corporate and other applicable laws, rules, regulations, standards is the responsibility of management. Our examination was limited to the verification of procedures on test basis.
6. The Secretarial Audit report is neither an assurance as to the future viability of the company nor of the efficacy or effectiveness with which the management has conducted the affairs of the company.

FOR KASHYAP R. MEHTA & ASSOCIATES
COMPANY SECRETARIES

KASHYAP R. MEHTA
PROPRIETOR

FRN: S2011GJ166500
FCS: 1821 COP-2052 PR-5709/2024
UDIN : F001821F000794580

Place : Ahmedabad
Date : 22nd July, 2024

ANNUAL REPORT ON CSR ACTIVITIES

Sr No.	Particulars	Information
1	Brief outline on CSR Policy of the Company	In compliance with the provisions of Section 135 of the Companies Act, 2013 and rules made thereunder, the Company has framed a CSR Policy. On recommendation of CSR Committee, the Board of Directors approved the CSR spending on sectors like Education & Promoting healthcare.
2	The Composition of the CSR Committee	
	Sr. No.	Name of Director
	Designation / Nature of Directorship	Number of meetings of CSR Committee held during the year
	Number of meetings of CSR Committee attended during the year	
1	Mr. Sanjay S. Shah	Chairman, Managing Director
2	Mr. Aarsh S. Shah	Member, Jt. Managing Director
3	Mr. Prashant C. Srivastav	Member, Independent Director
3	Provide the web-link where Composition of CSR committee, CSR Policy and CSR projects approved by the board are disclosed on the website of the company.	CSR Policy and CSR projects approved by the board are disclosed on the website of the company: www.sakarhealthcare.com
4	Provide the executive summary along with web-link(s) of Impact Assessment of CSR projects carried out in pursuance of sub-rule (3) of rule 8, if applicable.	Not Applicable
5	a) Average net profit of the company as per sub-section (5) of section 135.	Rs. 1637.54 Lakh
	b) Two percent of average net profit of the company as per sub-section (5) of section 135.	Rs. 32.75
	c) Surplus arising out of the CSR projects or programmes or activities of the previous financial years.	NIL
	d) Amount required to be set off for the financial year, if any	Rs. 0.54 Lakh
	e) Total CSR obligation for the financial year [(b)+(c)-(d)].	Rs. 32.21 lakh
6	(a) Amount spent on CSR Projects (both Ongoing Project and other than Ongoing Project).	Rs.37.95 lakh
	(b) Amount spent in Administrative Overheads.	Nil
	(c) Amount spent on Impact Assessment, if applicable.	Nil
	(d) Total amount spent for the Financial Year 2023-24 [(a)+(b)+(c)].	Rs.47.95 lakh

	(e) CSR amount spent or unspent for the financial year: Rs. 47.95 Lakhs								
	Total Amount Spent for The Financial Year (in Rs.)	Amount Unspent (in Rs.)						Amount transferred to any fund specified under Schedule VII as per second proviso to sub-section (5) of section 135.	
		Total Amount Transferred to Unspent CSR Account as per sub-section (6) of section 135.							
		Amount	Date of transfer	Name of the Fund	Amount	Date of transfer			
Rs. 37.95 lakh	N.A.	N.A.	N.A.	N.A.	N.A.				
	(f) Excess amount for set off, if any: -								
	Sr. No.	Particulars						Amount (in Rs.)	
	(1)	(2)						(3)	
	(i)	(a) Two percent of average net profit of the company as per sub-section (5) of section 135						Rs. 32.75 Lakh	
		(b) Amount available for set off from FY 2022-23						Rs. 0.54 Lakh	
		CSR obligation for the financial year 2023-24 (a-b) (Net)						Rs. 32.21 Lakh	
	(ii)	Total amount spent for the Financial Year						Rs. 37.95 Lakh	
	(iii)	Excess amount spent for the financial year [(ii)-(i)]						Rs. 5.74 Lakh	
	(iv)	Surplus arising out of the CSR projects or Programmes or activities of the previous financial years, if any						Nil	
	(v)	Amount available for set off in succeeding financial years [(iii)-(iv)]						Rs. 5.74 Lakh	
7.	(a) Details of Unspent CSR amount for the preceding three financial years:								
	(1)	(2)	(3)	(4)	(5)	(6)	(7)	(8)	(9)
	Sr No	Preceding Financial Year	Amount transferred to Unspent CSR Account under sub-section(6) of section 135. (in Rs.)	Balance Amount in Unspent CSR Account under sub-section(6) of section 135 (in Rs.)	Amount Spent in the reporting Financial Year	Amount transferred to a fund as specified under Schedule VII as per second proviso to sub-section (5) of section135, if any.	Amount Remaining to be spent in succeeding financial years (in Rs)	Deficiency, if any	
					Amount (in Rs.)	Date of transfer			
The Company had spent the requisite amount towards its CSR during the preceding three financial years and hence, there was no unspent amount of CSR in any of the these financial years.									
8.	Whether any capital assets have been created or acquired through Corporate Social Responsibility amount spent in the Financial Year: o YES <input checked="" type="checkbox"/> NO								
	If Yes, enter the number of Capital assets created/ acquired : Not Applicable								
	Furnish the details relating to such asset(s) so created or acquired through Corporate Social Responsibility amount spent in the Financial Year:								
	Sl. No.	Short particulars of the property or asset(s) [including complete address and location of the property]	Pincode of the property or asset(s)	Date of creation	Amount of CSR amount spent	Details of entity / Authority/ Beneficiary of the registered owner			
	(1)	(2)	(3)	(4)	(5)	(6)			
					CSR Registration number, if applicable	Name	Registered Address		
N.A./NIL									
9.	Specify the reason(s), if the company has failed to spend two per cent of the average net profit per section 135(5)- Not Applicable								

Registered Office
Block No. 10/13, Village: Changodar,
Sarkhej- Bavla Highway,
Tal: Sanand, Dist: Ahmedabad -382 213
Date : 22nd July, 2024

For and on behalf of the Board,

Sanjay S. Shah
Chairman of CSR Committee &
Managing Director
DIN:05294294

Aarsh S. Shah
Jt. Managing Director
DIN: 01515296

FORM AOC-I

(Pursuant to first proviso to sub-section (3) of section 129 of the Companies Act, 2013, read with Rule 5 of Companies (Accounts) Rules, 2014)

PART “A”: SUBSIDIARIES

Statement pursuant to Section 129 (3) of the Companies Act, 2013 related to Subsidiary Companies.

Sr.No.	Particulars	Details
1.	Name of the subsidiary	Sakar Oncology Private Limited
2.	Reporting period for the subsidiary concerned, if different from the holding company's reporting period	1 st April, 2023 to 31 st March, 2024
3.	Reporting currency and Exchange rate as on the last date of the relevant Financial year in the case of foreign subsidiaries	Not Applicable
4.	Share Capital	Rs. 1,00,000
5.	Reserves & surplus	(Rs. 8,52,035)
6.	Total assets	Rs. 20,000
7.	Total Liabilities	Rs. 7,72,035
8.	Investments	Nil
9.	Turnover	Nil
10.	(Loss) before taxation	Nil
11.	Provision for taxation	Nil
12.	(Loss) after taxation	Nil
13.	Proposed Dividend	Nil
14.	% of shareholding	100%

PART “B”: ASSOCIATES AND JOINT VENTURES

The Company does not have any Associate companies/ JVs.

Registered Office
 Block No. 10/13, Village: Changodar,
 Sarkhej- Bavla Highway,
 Tal: Sanand, Dist: Ahmedabad -382 213
 Date : 22nd July, 2024

For and on behalf of the Board,

Sanjay S. Shah
 Chairman & Managing Director
 DIN:01515296

Aarsh S. Shah
 Jt. Managing Director
 DIN: 05294294

CERTIFICATE OF NON-DISQUALIFICATION OF DIRECTORS

[Pursuant to Regulation 34(3) and Schedule V Para C clause (10)(i) of the SEBI (Listing Obligations and Disclosure Requirements) Regulations, 2015]

To,
The Members of
Sakar Healthcare Limited
Block No. 10/13,
Village: Changodar, Sarkhej-Bavla Highway,
Tal: Sanand, Dist: Ahmedabad,
Changodar,
Ahmedabad – 382 213

We have examined the relevant registers, records, forms, returns and disclosures received from the Directors of **Sakar Healthcare Limited** having CIN: L24231GJ2004PLC043861 and having registered office at Block No. 10/13, Village: Changodar, Sarkhej-Bavla Highway, Tal: Sanand, Dist: Ahmedabad, Changodar, Ahmedabad – 382 213 (hereinafter referred to as 'the Company'), produced before us by the Company for the purpose of issuing this Certificate, in accordance with Regulation 34(3) read with Schedule V Para-C Sub clause 10(i) of the Securities Exchange Board of India (Listing Obligations and Disclosure Requirements) Regulations, 2015.

In our opinion and to the best of our information and according to the verifications (including Directors Identification Number (DIN) status at the portal www.mca.gov.in) as considered necessary and explanations furnished to me / us by the Company & its officers, we hereby certify that none of the Directors on the Board of the Company as stated below for the Financial Year ending on 31st March, 2024 have been debarred or disqualified from being appointed or continuing as Directors of companies by the Securities and Exchange Board of India, Ministry of Corporate Affairs or any such other Statutory Authority:

Sr. No.	Name of Director	DIN	Date of Appointment
1	Sanjay Surendra Shah	01515296	26-03-2004
2	Rita Sanjay Shah	01515340	26-03-2004
3	Shailesh Bhanubhai Patel	01835567	01-04-2015
4	Prashant Chandraprakash Srivastav	02257146	01-04-2015
5	Aarsh Sanjay Shah	05294294	01-06-2012
6	Hemendrakumar C. Shah	00077654	28-09-2020
7	Vishalakshi Chandramouli	03594109	01-09-2023
8	Jignesh Mukundbhai Parikh	01303311	06-11-2023
9	Khyati Bhavya Shah	09430457	06-11-2023
10	Sunil Vasanttrao Marathe	08777180	06-11-2023

Ensuring the eligibility for the appointment / continuity of every Director on the Board is the responsibility of the management of the Company. Our responsibility is to express an opinion on these based on our verification. This certificate is neither an assurance as to the future viability of the Company nor of the efficiency or effectiveness with which the management has conducted the affairs of the Company.

FOR KASHYAP R. MEHTA & ASSOCIATES
COMPANY SECRETARIES
FRN: S2011GJ166500

KASHYAP R. MEHTA
PROPRIETOR

Place : Ahmedabad
Date : 22nd July, 2024

FCS: 1821 COP-2052 PR-5709/2024
UDIN : F001821F000794811

INDEPENDENT AUDITOR'S REPORT

To,
The Members,
SAKAR HEALTHCARE LIMITED

Report on the Audit of the Standalone financial statements

Opinion

We have audited the accompanying standalone financial statements of Sakar Healthcare Limited (“the Company”), which comprise the Balance Sheet as at March 31, 2024, and the Statement of Profit and Loss (including Other Comprehensive Income), the Cash Flow Statement and the Statement of Changes in Equity for the year then ended, and a summary of significant accounting policies and other explanatory information. (hereinafter referred to as the “standalone financial statements”).

In our opinion and to the best of our information and according to the explanations given to us, the aforesaid standalone financial statements give the information required by the Companies Act, 2013 (“the Act”) in the manner so required and give a true and fair view in conformity with the Indian Accounting Standards prescribed under section 133 of the Act read with the Companies (Indian Accounting Standards) Rules, 2015, as amended, (“Ind AS”) and other accounting principles generally accepted in India, of the state of affairs of the Company as at March 31, 2024, and its profit, total comprehensive income, its cash flows and the changes in equity for the year ended on that date.

Basis for opinion

We conducted our audit of the standalone financial statements in accordance with the Standards on 0 under those Standards are further described in the Auditor’s Responsibility for the Audit of the standalone financial statements section of our report. We are independent of the Company in accordance with the Code of Ethics issued by the Institute of Chartered Accountants of India (“ICAI”) together with the ethical requirements that are relevant to our audit of the standalone financial statements under the provisions of the Act and the Rules made thereunder, and we have fulfilled our other ethical responsibilities in accordance with these requirements and the ICAI’s Code of Ethics. We believe that the audit evidence obtained by us in terms of report referred to in the Other Matters section below, is sufficient and appropriate to provide a basis for our audit opinion on the standalone financial statements.

Key audit matters

Key audit matters are those matters that, in our professional judgment, were of most significance in our audit of the Financial Statements of the current period. These matters were addressed in the context of our audit of the Financial Statements as a whole, and in forming our opinion thereon, and we do not provide a separate opinion on these matters.

We have determined the matters described below to be the key audit matters to be communicated in our report.

The Key Audit matter	How our audit addressed the key audit matter
<p>Existence and Valuation of Inventory: The Company has an inventory balance of Rs. 27,73,23,266/- as disclosed note 7 of the accompanying financial statements, Refer notes for the accounting policy adopted by the management with respect to inventory balance.</p> <p>With respect to existence of inventory as at year end, there is an inherent risk of loss from theft or possible mala fide intent, due to the high intrinsic value and portable nature of individual inventory items.</p> <p>With respect to valuation of the inventory, the company purchased into the respective cost categories purchase into the respective cost categories defined by the management based on price based and other physical characteristics</p>	<p>As part of our audit procedures: Obtained an understanding of the management’s process for physical verification, recognition and measurement of purchase cost of manufactured items.</p> <p>Evaluated the tested the operating effectiveness of control implemented by the company with respect to such process including control around safeguarding the high value of inventory items.</p> <p>Assessed the appropriateness of accounting policy and management valuation methodology adopted by the management.</p> <p>On sample basis, tested invoice and other underlying records to validate the costs and characteristics basis which the inventory is categorized for inventory management and valuation.</p> <p>Consequently, we have performed alternate procedures to audit the existence of inventory as per the guidance provided in SA 501 “Audit Evidence - Specific Considerations for Selected Items” and have obtained sufficient appropriate audit evidence to issue our opinion on these Standalone Financial Results. Our report on the Statement is not modified in respect of the above matters.</p>

Information other than the Financial Statements and Auditors' Report thereon

The Company's Board of Directors is responsible for the other information. The other information comprises the information included in the Management Discussion and Analysis, Business Responsibility Report, Board's Report and Corporate Governance Report, but does not include the consolidated financial statements, the standalone financial statements and our audit reports thereon.

Our opinion on the standalone financial statements does not cover the other information and we do not express any form of assurance conclusion thereon.

In connection with our audit of the standalone financial statements, our responsibility is to read the other information and, in doing so, consider whether the other information is materially inconsistent with the standalone financial statements or our knowledge obtained during the course of our audit or otherwise appears to be materially misstated.

If, based on the work we have performed, we conclude that there is a material misstatement of this other information, we are required to report that fact. We have nothing to report in this regard.

Management's Responsibility for the Standalone Financial Statements

The Company's Board of Directors is responsible for the matters stated in section 134(5) of the Act with respect to the preparation of these standalone financial statements that give a true and fair view of the financial position, financial performance including other comprehensive income, cash flows and changes in equity of the Company in accordance with the Ind AS and other accounting principles generally accepted in India. This responsibility also includes maintenance of adequate accounting records in accordance with the provisions of the Act for safeguarding the assets of the Company and for preventing and detecting frauds and other irregularities; selection and application of appropriate accounting policies; making judgments and estimates that are reasonable and prudent; and design, implementation and maintenance of adequate internal financial controls, that were operating effectively for ensuring the accuracy and completeness of the accounting records, relevant to the preparation and presentation of the standalone financial statements that give a true and fair view and are free from material misstatement, whether due to fraud or error.

In preparing the standalone financial statements, management is responsible for assessing the Company's ability to continue as a going concern, disclosing, as applicable, matters related to going concern and using the going concern basis of accounting unless management either intends to liquidate the Company or to cease operations, or has no realistic alternative but to do so.

Those Board of Directors are also responsible for overseeing the Company's financial reporting process.

Auditor's Responsibilities for the Audit of the Standalone Financial Statements

Our objectives are to obtain reasonable assurance about whether the standalone financial statements as a whole are free from material misstatement, whether due to fraud or error, and to issue an auditor's report that includes our opinion. Reasonable assurance is a high level of assurance, but is not a guarantee that an audit conducted in accordance with SAs will always detect a material misstatement when it exists. Misstatements can arise from fraud or error and are considered material if, individually or in the aggregate, they could reasonably be expected to influence the economic decisions of users taken on the basis of these standalone financial statements.

As part of an audit in accordance with SAs, we exercise professional judgment and maintain professional skepticism throughout the audit. We also:

- Identify and assess the risks of material misstatement of the standalone financial statements, whether due to fraud or error, design and perform audit procedures responsive to those risks, and obtain audit evidence that is sufficient and appropriate to provide a basis for our opinion. The risk of not detecting a material misstatement resulting from fraud is higher than for one resulting from error, as fraud may involve collusion, forgery, intentional omissions, misrepresentations, or the override of internal control.
- Obtain an understanding of internal financial control relevant to the audit in order to design audit procedures that are appropriate in the circumstances. Under section 143(3)(i) of the Act, we are also responsible for expressing our opinion on whether the Company has adequate internal financial controls system in place and the operating effectiveness of such controls.
- Evaluate the appropriateness of accounting policies used and the reasonableness of accounting estimates and related disclosures made by the management.
- Conclude on the appropriateness of management's use of the going concern basis of accounting and, based on the audit evidence obtained, whether a material uncertainty exists related to events or conditions that may cast significant doubt on the Company's ability to continue as a going concern. If we conclude that a material uncertainty exists, we are required to draw attention in our auditor's report to the related disclosures in the standalone financial statements or, if such disclosures are inadequate, to modify our opinion. Our conclusions are based on the audit evidence obtained up to the date of our auditor's report. However, future events or conditions may cause the Company to cease to continue as a going concern.

- Evaluate the overall presentation, structure and content of the standalone financial statements, including the disclosures, and whether the standalone financial statements represent the underlying transactions and events in a manner that achieves fair presentation.
- Materiality is the magnitude of misstatements in the standalone financial statements that, individually or in aggregate, makes it probable that the economic decisions of a reasonably knowledgeable user of the standalone financial statements may be influenced. We consider quantitative materiality and qualitative factors in (i) planning the scope of our audit work and in evaluating the results of our work; and (ii) to evaluate the effect of any identified misstatements in the standalone financial statements.

We communicate with those charged with governance regarding, among other matters, the planned scope and timing of the audit and significant audit findings, including any significant deficiencies in internal control that we identify during our audit.

We also provide those charged with governance with a statement that we have complied with relevant ethical requirements regarding independence, and to communicate with them all relationships and other matters that may reasonably be thought to bear on our independence, and where applicable, related safeguards.

From the matters communicated with those charged with governance, we determine those matters that were of most significance in the audit of the standalone financial statements of the current year and are therefore the key audit matters. We describe these matters in our auditor's report unless law or regulation precludes public disclosure about the matter or when, in extremely rare circumstances, we determine that a matter should not be communicated in our report because the adverse consequences of doing so would reasonably be expected to outweigh the public interest benefits of such communication.

Report on Other Legal and Regulatory Requirements

1. As required by section 143(3) of the Act, based on our audit we report that:
 - a) We have sought and obtained all the information and explanations which to the best of our knowledge and belief were necessary for the purposes of our audit.
 - b) In our opinion, proper books of account as required by law have been kept by the Company so far as it appears from our examination of those books.
 - c) The Balance Sheet, the Statement of Profit and Loss including Other Comprehensive Income, the Cash Flow Statement and Statement of Changes in Equity dealt with by this report are in agreement with the books of account.
 - d) In our opinion, the aforesaid standalone financial statements comply with the Ind AS specified under section 133 of the Act.
 - e) On the basis of the written representations received from the directors as on March 31, 2024 taken on record by the Board of Directors, none of the directors is disqualified as on March 31, 2024 from being appointed as a director in terms of section 164(2) of the Act.
 - f) With respect to the adequacy of the internal financial controls over financial reporting of the Company and the operating effectiveness of such controls, refer to our separate Report in "Annexure A". Our report expresses an unmodified opinion on the adequacy and operating effectiveness of the Company's internal financial controls over financial reporting.
 - g) With respect to the other matters to be included in the Auditor's Report in accordance with the requirements of section 197(16) of the Act, as amended:

In our opinion and to the best of our information and according to the explanations given to us, the remuneration paid by the Company to its directors during the year is in accordance with the provisions of section 197 of the Act.
 - h) With respect to the other matters to be included in the Auditor's Report in accordance with Rule 11 of the Companies (Audit and Auditors) Rules, 2014, as amended, in our opinion and to the best of our information and according to the explanations given to us:
 - i. The company has disclosed the impact of pending litigations on its financial position in its standalone financial statement. Refer Clause Vii(b) of Annexure - B to the standalone financial statements.
 - ii. The Company did not have any long-term contracts including derivative contracts for which there were any material foreseeable losses.
 - iii. There were no amounts which were required to be transferred, to the Investor Education and Protection Fund by the Company.

- iv. Based on our examination which included test checks, the company has used an accounting software for maintaining its books of account which have a feature of recording audit trail (edit log) facility and the same was operated throughout the year for all relevant transactions recorded in the software.
2. As required by the Companies (Auditor's Report) Order, 2020 ("the Order") issued by the Central Government in terms of section 143(11) of the Act, we give in "Annexure B" a statement on the matters specified in paragraphs 3 and 4 of the Order.

For J S Shah & Co
Chartered Accountants
FRN : 132059W

Jaimin S Shah
Partner

Membership No. : 138488
UDIN : 24138488BKBHNM8520

Place : Ahmedabad
Date : 21.05.2024

Annexure "A" to the Independent Auditor's Report

(Referred to in paragraph 1(g) under 'Report on Other Legal and Regulatory Requirements' section of our report of even date)

Report on the Internal Financial Controls over Financial Reporting Under Clause (i) of sub-section 3 of section 143 of companies Act 2013 (the "Act")

We have audited the internal financial controls over financial reporting of Sakar Healthcare Limited as of March 31, 2024 in conjunction with our audit of the standalone financial statements of the Company for the year ended on that date.

Management's Responsibility for Internal Financial Controls

The Company's management is responsible for establishing and maintaining internal financial controls based on the internal control over financial reporting criteria established by the Company considering the essential components of internal control stated in the Guidance Note on Audit of Internal Financial Controls Over Financial Reporting issued by the Institute of Chartered Accountants of India. These responsibilities include the design, implementation and maintenance of adequate internal financial controls that were operating effectively for ensuring the orderly and efficient conduct of its business, including adherence to company's policies, the safeguarding of its assets, the prevention and detection of frauds and errors, the accuracy and completeness of the accounting records, and the timely preparation of reliable financial information, as required under the Act.

Auditor's Responsibility

Our responsibility is to express an opinion on the Company's internal financial controls over financial reporting of the Company based on our audit. We conducted our audit in accordance with the Guidance Note on Audit of Internal Financial Controls Over Financial Reporting (the "Guidance Note") issued by the Institute of Chartered Accountants of India and the Standards on Auditing prescribed under section 143(10) of the Act, to the extent applicable to an audit of internal financial controls. Those Standards and the Guidance Note require that we comply with ethical requirements and plan and perform the audit to obtain reasonable assurance about whether adequate internal financial controls over financial reporting was established and maintained and if such controls operated effectively in all material respects.

Our audit involves performing procedures to obtain audit evidence about the adequacy of the internal financial controls system over financial reporting and their operating effectiveness. Our audit of internal financial controls over financial reporting included obtaining an understanding of internal financial controls over financial reporting, assessing the risk that a material weakness exists, and testing and evaluating the design and operating effectiveness of internal control based on the assessed risk. The procedures selected depend on the auditor's judgement, including the assessment of the risks of material misstatement of the financial statements, whether due to fraud or error.

We believe that the audit evidence we have obtained, is sufficient and appropriate to provide a basis for our audit opinion on the Company's internal financial controls system over financial reporting.

Meaning of Internal Financial Controls over Financial Reporting

A company's internal financial control over financial reporting is a process designed to provide reasonable assurance regarding the reliability of financial reporting and the preparation of financial statements for external purposes in accordance with generally accepted accounting principles. A company's internal financial control over financial reporting includes those policies and procedures that (1) pertain to the maintenance of records that, in reasonable detail, accurately and fairly reflect the transactions and dispositions of the assets of the company; (2) provide reasonable assurance that transactions are recorded as necessary to permit preparation of financial statements in accordance with generally accepted accounting principles, and that receipts and expenditures of the company are being made only in accordance with authorisations of management and directors of the company; and (3) provide reasonable assurance regarding prevention

or timely detection of unauthorised acquisition, use, or disposition of the company's assets that could have a material effect on the financial statements.

Inherent Limitations of Internal Financial Controls over Financial Reporting

Because of the inherent limitations of internal financial controls over financial reporting, including the possibility of collusion or improper management override of controls, material misstatements due to error or fraud may occur and not be detected. Also, projections of any evaluation of the internal financial controls over financial reporting to future periods are subject to the risk that the internal financial control over financial reporting may become inadequate because of changes in conditions, or that the degree of compliance with the policies or procedures may deteriorate.

Opinion

In our opinion, to the best of our information and according to the explanations given to us, the Company has, in all material respects, an adequate internal financial controls system over financial reporting and such internal financial controls over financial reporting were operating effectively as at March 31, 2024, based on the criteria for internal financial control over financial reporting established by the Company considering the essential components of internal control stated in the Guidance Note on Audit of Internal Financial Controls Over Financial Reporting issued by the Institute of Chartered Accountants of India.

For J S Shah & Co
Chartered Accountants
FRN: 132059W

Jaimin S Shah
Partner

Place : Ahmedabad
Date : 21.05.2024

Membership No. : 138488
UDIN : 24138488BKBHNM8520

ANNEXURE - B TO THE INDEPENDENT AUDITORS' REPORT

(Referred to in paragraph 2 under 'Report on Other Legal and Regulatory Requirements' section of our report of even date)

In terms of the information and explanations sought by us and given by the Company and the books of account and records examined by us in the normal course of audit and to the best of our knowledge and belief, we state that:

- (i) (a) (A) The Company has maintained proper records showing full particulars, including quantitative details and situation of Property, Plant and Equipment, capital work-in progress and relevant details of right-of-use assets.
(B) The Company has maintained proper records showing full particulars of intangible assets.
- (b) Some of the Property, Plant and Equipment, capital work-in-progress and right-of-use assets were physically verified during the year by the Management in accordance with a programme of verification, which in our opinion provides for physical verification of all the Property, Plant and Equipment, capital work-in-progress and right of-use assets at reasonable intervals having regard to the size of the Company and the nature of its activities. According to the information and explanations given to us, no material discrepancies were noticed on such verification.
- (c) With respect to immovable properties (other than properties where the Company is the lessee and the lease agreements are duly executed in favour of the Company) disclosed in the financial statements included in property, plant and equipment and capital work-in progress, according to the information and explanations given to us and based on the examination of the registered sale deed / transfer deed / conveyance deed provided to us, we report that, the title deeds of such immovable properties are held in the name of the Company as at the balance sheet date.
- (d) The Company has not revalued any of its property, plant and equipment (including Right of Use assets) and intangible assets during the year.
- (e) According to the information and explanations given to us, no proceedings have been initiated during the year or are pending against the Company as at March 31, 2024 for holding any benami property under the Benami Transactions (Prohibition) Act, 1988 (as amended in 2016) and rules made thereunder.
- (ii) (a) The inventories were physically verified during the year by the Management at reasonable intervals. In our opinion and based on information and explanations given to us, the coverage and procedure of such verification by the Management is appropriate having regard to the size of the Company and the nature of its operations. No discrepancies of 10% or more in the aggregate for each class of inventories were noticed on such physical verification of inventories when compared with the books of account.
- (b) According to the information and explanations given to us, the Company has been sanctioned working capital limits in excess of 5 crores, in aggregate, at points of time during the year, from banks on the basis of security of current assets.

In our opinion and according to the information and explanations given to us, the quarterly returns and statements comprising stock statements, book debt statements, statements on ageing analysis of the debtors and other stipulated financial information filed by the Company with such banks are in agreement with the unaudited books of account of the Company, of the respective quarters.

- (iii) The Company has made investments in, provided guarantee and granted loans, secured or unsecured, to companies, firms and Limited Liability Partnerships during the year, in respect of which:
- The Company has not provided any loans or advances in nature of loans or stood guarantee, or provided security to any other entity during the year.
 - The investments made, guarantees provided and the terms and conditions of the grant of all the above-mentioned loans and guarantees provided, during the year are, in our opinion, prima facie, not prejudicial to the Company's interest.
 - In respect of loans granted by the Company, the schedule of repayment of principal and payment of interest has been stipulated and the repayments of principal amounts and receipts of interest are regular as per stipulation.
 - According to information and explanations given to us and based on the audit procedures performed, in respect of loans granted and advances in the nature of loans provided by the Company, there is no overdue amount remaining outstanding as at the balance sheet date.
 - No loan granted by the company which has fallen due during the year, has been renewed or extended or fresh loans granted to settle the overdues of existing loans given to the same parties.
 - According to information and explanations given to us and based on the audit procedures performed, the Company has not granted any loans either repayable on demand or without specifying any terms or period of repayment during the year. Hence, reporting under clause (iii)(f) is not applicable.
- (iv) The Company has complied with the provisions of sections 185 and 186 of the Act in respect of loans granted, investments made and guarantees and securities provided, as applicable.
- (v) According to the information and explanations given to us, the Company has not accepted any deposits from the public to which the directives issued by the Reserve Bank of India and the provisions of section 73 to 76 or any other relevant provisions of the Act and the Companies (Acceptance of Deposit) Rules, 2014, as amended, would apply. Accordingly, clause (v) of paragraph 3 of the Order is not applicable to company.
- (vi) The maintenance of cost records has not been specified by the Central Government under sub-section (1) of section 148 of the Companies Act, 2013 for the business activities carried out by the Company. Hence, reporting under clause (vi) of the order is not applicable to the Company.
- (vii) In respect of statutory dues:
- The company has generally been regular in depositing undisputed statutory dues, including Goods and Service tax, Provident Fund, Employees' State Insurance, Income-tax, Sales Tax, Service Tax, duty of Custom, duty of Excise, Value Added Tax, cess and other material statutory dues applicable to it with appropriate authorities.
 - The dues of duty of goods and services tax, duty of excise, provident fund, employees' state insurance, income tax, duty of customs, professional tax, cess and other statutory dues which have not been deposited on account of any dispute, are as follows:

Name of the Statute	Nature of the dues	Amount involved	Period to which the Amount relates	Forum where the dispute is pending
Income Tax Act	Income Tax demand	Rs.5,14,148/-	Assessment Year 2020-21	Tax Appellate Tribunal
Income Tax Act	Income Tax demand	Rs.7,16,39,740/-	Assessment Year 2020-21	Tax Appellate Tribunal

- (viii) There were no transactions relating to previously unrecorded income that were surrendered or disclosed as income in the tax assessments under the Income Tax Act, 1961 (43 of 1961) during the year.
- (ix)
 - In our opinion, the Company has not defaulted in the repayment of loans or other borrowings or in the payment of interest thereon to any lender during the year.
 - The Company has not been declared wilful defaulter by any bank or financial institution or government or any government authority.
 - To the best of our knowledge and belief, in our opinion, term loans availed by the Company were, applied by the Company during the year for the purposes for which the loans were obtained.
 - On an overall examination of the financial statements of the Company, funds raised on shortterm basis have, prima facie, not been used during the year for long-term purposes by the Company.

- (e) On an overall examination of the financial statements of the Company, the Company has not taken any funds from any entity or person on account of or to meet the obligations of its subsidiaries.
- (f) On overall examination of the financial statement of the company, the Company has not raised loans during the year on the pledge of securities held in its subsidiaries, associates or joint ventures.
- (x) (a) The Company has not raised monies by way of initial public offer or further offer (including debt instruments) during the year and hence reporting under clause (x)(a) of the Order is not applicable.
- (b) The Company has made preferential allotment of shares during the year. For such allotment of shares, the Company has complied with the requirements of Section 42 and 62 of the Companies Act, 2013, and the funds raised have been, prima facie, applied by the Company during the year for the purposes for which the funds were raised, other than temporary deployment pending application. The Company has not made any preferential allotment or private placement of (fully or partly or optionally) convertible debentures during the year.
- (xi) (a) To the best of our knowledge and according to the information & explanation given to us, no fraud by the Company and no material fraud on the Company has been noticed or reported during the year.
- (b) To the best of our knowledge, no report under sub-section (12) of section 143 of the Act has been filed in Form ADT-4 as prescribed under rule 13 of Companies (Audit and Auditors) Rules, 2014 with the Central Government, during the year and up to the date of this report.
- (c) As represented to us by the Management, there were no whistle blower complaints received by the Company during the year and up to the date of this report.
- (xii) The Company is not a Nidhi Company and hence reporting under clause (xii) of the Order is not applicable.
- (xiii) In our opinion, the Company is in compliance with sections 177 and 188 of the Act, where applicable, for all transactions with the related parties and the details of related party transactions have been disclosed in the financial statements as required by the applicable accounting standards.
- (xiv) (a) In our opinion, the Company has an adequate internal audit system commensurate with the size and the nature of its business.
- (b) We have considered, the internal audit reports for the year under audit, issued to the Company during the year and till date, in determining the nature, timing and extent of our audit procedures.
- (xv) In our opinion, and according to the information & explanation given to us, during the year, the Company has not entered into any non-cash transactions with any of its directors or directors of its subsidiaries or persons connected with such directors and hence provisions of section 192 of the Act, are not applicable to the Company.
- (xvi) (a) The Company is not required to be registered under section 45-IA of the Reserve Bank of India Act, 1934. Hence, reporting under clause (xvi)(a), (b) and (c) of the Order is not applicable.
- (b) In our opinion, there is no core investment company within the Group (as defined in the core Investment Companies (Reserve Bank) Directions, 2016) and accordingly reporting under clause (xvi)(d) of the order is not applicable.
- (xvii) The Company has not incurred cash losses during the financial year covered by our audit and the immediately preceding financial year.
- (xviii) There has been no resignation of the statutory auditors of the Company during the year.
- (xix) On the basis of the financial ratios, ageing and expected dates of realization of financial assets and payment of financial liabilities, other information accompanying the financial statements and our knowledge of the Board of Directors and Management plans and based on our examination of the evidence supporting the assumptions, nothing has come to our attention, which causes us to believe that any material uncertainty exists as on the date of the audit report indicating that Company is not capable of meeting its liabilities existing at the date of balance sheet as and when they fall due within a period of one year from the balance sheet date. We, however, state that this is not an assurance as to the future viability of the Company. We further state that our reporting is based on the facts up to the date of the audit report and we neither give any guarantee nor any assurance that all liabilities falling due within a period of one year from the balance sheet date, will get discharged by the Company as and when they fall due.
- (xx) The Company has fully spent the required amount towards Corporate Social Responsibility (CSR) and there are no unspent CSR amount for the year requiring a transfer to a Fund specified in Schedule VII to the Act or special account in compliance with the provisions of sub-section (6) of section 135 of the said Act. Accordingly, reporting under clause (xx) of the Order is not applicable for the year.

For J S Shah & Co

Chartered Accountants

FRN: 132059W

Jaimin S Shah

Partner

Membership No. : 138488

UDIN : 24138488BKBHNM8520

Place : Ahmedabad

Date : 21.05.2024

STANDALONE BALANCE SHEET AS AT MARCH 31, 2024

Particulars	Notes	(Rs. in Lakhs)	
		As at 31 st March 2024	As at 31 st March 2023
Assets			
Non-current assets			
Property, plant and equipment	3	31,282.97	26,663.82
Capital Work in Progress	3	31.55	645.44
Other Intangible assets	3	145.72	-
Non-current financial assets			
Investments	4	1.00	1.00
Loans	5	30.06	30.06
Other non-current assets	6	214.32	702.91
		31,705.61	28,043.23
Current assets			
Inventories	7	2,773.23	1,539.75
Financial assets			
(i) Investments	4	-	342.93
(ii) Trade receivables	8	2,091.25	2,207.57
(iii) Cash and cash equivalents	9	25.59	9.13
(iv) Bank balance other than cash and cash equivalents	10	20.77	-
(v) Loans	5	7.72	7.72
Other current assets	6	2,250.24	1,492.00
		7,168.81	5,599.10
Total assets		38,874.43	33,642.32
Equity and liabilities			
Equity			
Equity share capital	11	2,174.99	1,904.00
Other equity	12	23,586.64	15,439.23
Money received against share warrants	13	480.00	-
Total equity		26,241.63	17,343.23
Liabilities			
Non-current liabilities			
Financial liabilities			
(i) Borrowings	14	5,495.50	9,822.80
Provisions	15	228.81	169.78
Deferred tax liabilities (net)	16	1,002.46	857.34
		6,726.77	10,849.92
Current liabilities			
Financial liabilities			
(i) Borrowings	14	1,388.00	1,301.67
(ii) Trade Payables	17	2,745.34	2,608.80
(iii) Other financial liabilities	18	1,051.66	793.33
Provisions	15	19.50	29.49
Other current liabilities	19	577.92	564.88
Liabilities for current tax (net)	20	123.60	151.00
		5,906.03	5,449.17
Total liabilities		12,632.80	16,299.09
Total equity and liabilities		38,874.43	33,642.32

The accompanying notes form an integral part of financials statements

As per our report of even date
For J.S.SHAH & CO.
Chartered Accountants
Firm Registration No.:132059W
Jaimin S Shah
Partner
Membership No. 138488
UDIN: 24138488BKBHNM8520
Place: Ahmedabad
Date: 21st May, 2024

For and on behalf of the Board
Sakar Healthcare Limited

Sanjay S. Shah
Managing Director
DIN: 01515296

Aarsh S. Shah
Joint Managing Director
DIN: 05294294

Dharmesh Thaker
Chief Financial Officer

Bharat Soni
Company Secretary

Place: Ahmedabad
Date: 21st May, 2024

STANDALONE STATEMENT OF PROFIT AND LOSS FOR THE PERIOD ENDED MARCH 31, 2024

Particulars	Notes	Amount (Rs. in Lakhs)	
		For the year ended 31 st March 2024	For the year ended 31 st March 2023
Income			
Revenue from operations	21	15,335.17	13,335.90
Other income	22	317.71	467.48
Total income		15,652.88	13,803.38
Expenses			
Cost of Materials consumed	23	8,505.42	7,390.39
Changes in inventories of finished goods and work-in-progress	24	(137.67)	(35.72)
Employee benefits expense	25	1,978.38	1,676.75
Depreciation and amortization expense	3	1,805.04	1,498.60
Finance costs	26	759.05	594.98
Other expenses	27	1,152.68	990.27
Total expenses		14,062.91	12,115.26
Profit before exceptional items and tax		1,589.97	1,688.12
Prior period Expense		-	0.51
Exceptional items		-	-
Profit before tax		1,589.97	1,687.61
Tax expense/(credit)	28		
Current tax		273.65	286.98
Adjustment of tax relating to earlier periods		-	-
Deferred tax		422.88	411.75
Less: MAT credit entitlement		(273.65)	(286.98)
Income tax expense		422.88	411.75
Profit for the year		1,167.09	1,275.86
Other comprehensive income			
Other comprehensive income not to be reclassified to profit or loss in subsequent periods			
Re-measurement gains/ (losses) on defined benefit plans		(14.80)	(29.49)
Income Tax effect		4.12	8.20
		(10.68)	(21.28)
Fair value gain on FVTOCI financial asset		-	-
Income Tax effect		-	-
Other comprehensive income to be reclassified to profit or loss in subsequent periods			
Other comprehensive Income for the year		(10.68)	(21.28)
Total comprehensive income for the year		1,156.41	1,254.58
Basic and diluted earnings per equity shares (in ₹) face value of ₹ 10 each	30	5.63	6.75

The accompanying notes form an integral part of financials statements

As per our report of even date
For J.S.SHAH & CO.
Chartered Accountants
Firm Registration No.:132059W
Jaimin S Shah
Partner
Membership No. 138488
UDIN: 24138488BKBHNM8520
Place : Ahmedabad
Date : 21st May, 2024

For and on behalf of the Board
Sakar Healthcare Limited

Sanjay S. Shah
Managing Director
DIN: 01515296

Dharmesh Thaker
Chief Financial Officer

Place : Ahmedabad
Date : 21st May, 2024

Aarsh S. Shah
Joint Managing Director
DIN: 05294294

Bharat Soni
Company Secretary

STANDALONE OF CASH FLOW FOR THE YEAR ENDED MARCH 31, 2024

Particulars	Amount (Rs. in Lakhs)	
	For the year ended 31 st March 2024	For the year ended 31 st March 2023
Cash flow from operating activities		
Profit before tax as per statement of profit and loss	1,589.97	1,687.61
Adjustments:		
Depreciation and amortisation	1,805.04	1,498.60
Interest Expense	664.46	541.72
Profit on Sale of Mutual Fund	29.42	-
Unrealised Gain on Mutual Fund	-	(12.68)
Amortised Loan Processing Fees	5.76	5.76
Accrued FD Interest	(1.12)	-
Other Non-Cash Adjustment	-	-
Actuarial Gain/(loss) on Employee Benefit Expenses	(14.80)	(21.28)
Provision for doubtful advances (net)	1.46	1.55
Operating profit before working capital changes	4,080.20	3,701.28
Movements in working capital :		
(Increase)/decrease in trade receivables	114.85	(790.88)
(Increase)/decrease in inventories	(1,233.48)	(121.41)
(Increase)/decrease in financial assets	-	51.24
(Increase)/decrease in other current assets	(757.13)	(39.73)
Increase/(decrease) in trade payables	136.54	(441.61)
Increase/(decrease) in other current liabilities	261.39	526.34
Increase/(decrease) in provisions	11,494.06	25.99
Increase/(decrease) in short term borrowings	86.33	849.78
Cash generated from operations	14,182.76	3,760.98
Direct taxes (paid)/refund (net)	(11,736.07)	(426.58)
Net cash Inflow / (Outflow) from operating activities (A)	2,446.69	3,334.40
Cash flows from investing activities		
Purchase of property, plant and equipments (Including capital work in progress, capital advances and capital creditors)	(5,956.02)	(8,219.52)
Purchase of Mutual Fund	-	-
Sale of Mutual Fund	313.51	380.35
Capital Advances	488.59	401.51
Net cash inflow from investing activities (B)	(5,153.92)	(7,437.66)
Cash flows from financing activities		
Proceeds from issuance of share capital	7,261.99	3,335.00
Proceeds from issue of share warrants	480.00	-
Proceeds from borrowing (net of Repayment)	(4,327.30)	1,322.09
Payment of Loan Processing Fees	(5.76)	(5.76)
Repayment of Current Maturities of Long Term Debt	-	-
Interest paid	(664.46)	(541.72)
Net cash Inflow from financing activities (C)	2,744.47	4,109.60
Net increase / (decrease) in cash & cash equivalents (A + B + C)	37.23	6.35
Cash and cash equivalents at the beginning of the year	9.13	2.78
Cash and cash equivalents at the end of the period	46.36	9.13

Particulars	Amount (Rs. in Lakhs)	
	For the year ended 31 st March 2024	For the year ended 31 st March 2023
Notes:		
Component of cash and cash equivalents		
Cash on hand	25.25	9.03
Balances with scheduled bank		
On current accounts	0.34	0.10
Bank Balance other than Cash and cash equivalents	20.77	
Cash and Cash Equivalents at the End of the period	46.36	9.13

Summary of significant accounting policies refer note 2.2

- (1) The Statement of Cash flows has been prepared under the Indirect method as set out in Ind AS 7 – Statement of Cash flows notified under section 133 of The Companies Act, 2013, read together with paragraph 7 of the Companies (Indian Accounting Standard) Rules 2015 (as amended).
- (2) Disclosure required under Para 44A as set out in Ind AS 7 on cash flow statements under Companies (Indian Accounting Standards) Rules, 2015 (as amended) is presented in footnote (a) of note -15.

As per our report of even date
For J.S.SHAH & CO.
Chartered Accountants
Firm Registration No.:132059W
Jaimin S Shah
Partner
Membership No. 138488
UDIN: 24138488BKBHNM8520
Place : Ahmedabad
Date : 21st May, 2024

For and on behalf of the Board
Sakar Healthcare Limited

Sanjay S. Shah
Managing Director
DIN: 01515296

Dharmesh Thaker
Chief Financial Officer

Place : Ahmedabad
Date : 21st May, 2024

Aarsh S. Shah
Joint Managing Director
DIN: 05294294

Bharat Soni
Company Secretary

STATEMENT OF CHANGES IN EQUITY FOR THE YEAR ENDED 31 MARCH 2024

(Rs. In lakhs)

Particulars	Equity Share Capital	Reserve & Surplus		Deemed Equity Contribution	Other comprehensive income Re-measurement of defined benefit plan	Total
		Share Premium	Retained earnings			
Balance as at April 01, 2022	1,711.80	5,461.62	5,619.13	-	(38.89)	12,753.66
Profit/(Loss) for the year	-	-	1,275.86	-	-	1,275.86
Movement for the year	-	3,142.80	-	-	(21.28)	3,121.52
Share issue during the year	192.20	-	-	-	-	192.20
Balance as at March 31, 2023	1,904.00	8,604.42	6,894.99	-	(60.17)	17,343.23
Profit/(Loss) for the year	-	-	1,167.09	-	-	1,167.09
Movement for the year	-	6,991.00	-	-	(10.68)	6,980.32
Share issue during the year	270.99	-	-	-	-	270.99
Balance as at March 31, 2024	2,174.99	15,595.42	8,062.08	-	(70.86)	25,761.63

The accompanying notes form an integral part of financials statements

As per our report of even date
For J.S.SHAH & CO.
 Chartered Accountants
 Firm Registration No.:132059W
Jaimin S Shah
 Partner
 Membership No. 138488
 UDIN: 24138488BKBHNM8520
 Place : Ahmedabad
 Date : 21st May, 2024

For and on behalf of the Board
Sakar Healthcare Limited

Sanjay S. Shah
 Managing Director
 DIN: 01515296

Dharmesh Thaker
 Chief Financial Officer

Place : Ahmedabad
 Date : 21st May, 2024

Aarsh S. Shah
 Joint Managing Director
 DIN: 05294294

Bharat Soni
 Company Secretary

Significant Accounting Policies:

1 Corporate Information

Sakar Healthcare Limited is a company incorporated under the provisions of the Companies Act, 1956. It is engaged in manufacturing of Pharmaceutical products providing Liquid Orals, Cephalosporin Tablet, Capsule, Dry Powder Syrup, Dry Powder Injections, Liquid Injectable (SVP) in Ampoules, Vials & Lyophilized Injections, Oral Solid Dossages and Research & Development of above products.

2 Basis of Preparation, Measurement and Significant Accounting Policies

2.1 Basis of Preparation of Financial Statements

The financial statements of the Company have been prepared in accordance with Indian Accounting Standards (Ind AS) notified under the Companies (Indian Accounting Standards) Rules, 2015 (as amended).

The Financial Statements have been prepared on the historical cost basis, except for certain financial instruments (including derivative instruments) which are measured at fair values at the end of each reporting period, as explained in the accounting policies below.

Accounting policies have been consistently applied except where a newly-issued accounting standard is initially adopted or a revision to an existing accounting standard requires a change in accounting policy hitherto in use.

New and amended standards adopted by the Company

The Company has applied the following amendments for the first time for annual reporting period commencing from April 01, 2020 which do not have material impact on the financial statement:-

Ind AS 1 - Presentation of Financial Statements

Ind AS 8 - Accounting Policies, Changes in Accounting Estimates and Errors

Ind AS 10 - Events after the Reporting Period

Ind AS 37 - Provisions, Contingent Liabilities and Contingent Assets

Ind AS 107 - Financial Instruments: Disclosures

Ind AS 109 - Financial Instrument

Ind AS 116 - Leases

The financial statements are presented in Indian rupees (INR) and all values are rounded to the nearest rupees, except numbers.

2.2 Significant accounting estimates and assumptions

The preparation of the Company's financial statements requires management to make judgments, estimates and assumptions that affect the reported amounts of revenues, expenses, assets and liabilities, and the accompanying disclosures, and the disclosure of contingent liabilities. Uncertainty about these assumptions and estimates could result in outcomes that require a material adjustment to the carrying amount of assets or liabilities affected in future periods.

Estimates and assumptions

The key assumptions concerning the future and other key sources of estimation uncertainty at the reporting date, that have a significant risk of causing a material adjustment to the carrying amounts of assets and liabilities within the next financial year, are described below. The Company based on its assumptions and estimates on parameters available when the financial statements were prepared. Existing circumstances and assumptions about future developments, however, may change due to market changes or circumstances arising that are beyond the control of the Company. Such changes are reflected in the assumptions when they occur.

The significant estimates and judgments are listed below:

- (i) Changes in the expected useful life or the expected pattern of consumption of future economic benefits embodied in the asset are considered to modify the amortisation period or method, as appropriate, and are treated as changes in accounting estimates.
- (ii) Judgments by actuaries in respect of discount rates, future salary increments, mortality rates and inflation rate used for computation of defined benefit liability.
- (iii) Significant judgment is required in assessing at each reporting date whether there is indication that a financial asset may be impaired.
- (iv) The impairment provision for financial assets are based on the assumptions about risk of default and expected loss rates. The company uses judgments in making the assumptions and selecting the inputs to the impairment calculations, based on the company's past history, existing market conditions as well as forward looking estimates at the end of each reporting period.

- (v) Significant judgment is required in assessing at each reporting date whether there is indication that a non-financial asset may be impaired.
- (vi) Significant judgment is required to determine the amount of deferred tax assets that can be recognised, based upon the likely timing and level of future taxable profits together with future tax planning strategies.
- (vii) In estimating the fair value of financial assets and financial liabilities, the Company uses market observable data to the extent available. Where such Level 1 inputs are not available, the Company establishes appropriate valuation techniques and inputs to the model. The inputs to these models are taken from observable markets where possible, but where this is not feasible, a degree of judgment is required in establishing fair values. Judgments include considerations of inputs such as liquidity risk, credit risk and volatility. Changes in assumptions about these factors could affect the reported fair value of financial instruments.
- (viii) Significant judgment has been exercised by management in recognition of MAT credit and estimating the period of its utilization.

2.3 Summary of significant accounting policies

a) Current versus non-current classification

The Company presents assets and liabilities in the balance sheet based on current/ non-current classification. An asset is treated as current when it is:

- Expected to be realized or intended to be sold or consumed in normal operating cycle.
- Held primarily for the purpose of trading.
- Expected to be realized within twelve months after the reporting period, or
- Cash or cash equivalent unless restricted from being exchanged or used to settle a liability for at least twelve months after the reporting period.

A liability is current when:

- It is expected to be settled in normal operating cycle.
- It is held primarily for the purpose of trading.
- It is due to be settled within twelve months after the reporting period, or
- There is no unconditional right to defer the settlement of the liability for at least twelve months after the reporting period.

The Company classifies all other liabilities as non-current.

Deferred tax assets and liabilities are classified as non-current assets and liabilities.

The operating cycle is the time between the acquisition of assets for processing and their realization in cash and cash equivalents. The Company has identified twelve months as its operating cycle.

b) Inventories

Stores and Spares:

- Valued at lower of cost and net realizable value. Cost is determined on a moving weighted average basis.
- Stores and Spares which do not meet the definition of property, plant and equipment are accounted as inventories.
- Net Realizable Value in respect of store and spares is the estimated current procurement price in the ordinary course of the business.

c) Cash and cash equivalents

Cash and cash equivalents in the balance sheet comprises cash at banks and on hand and short-term deposits with an original maturity of three months or less, which are subject to an insignificant risk of changes in value.

For the purpose of the statement of cash flows, cash and cash equivalents consist of cash and short-term deposits, as defined above, net of outstanding bank overdrafts as they are considered an integral part of the company's cash management.

d) Property, plant and equipment (PPE)

Property, plant and equipment (including capital work in progress) is stated at cost, net of accumulated depreciation and accumulated impairment losses, if any. The cost comprises the purchase price, directly and indirectly attributable costs arising directly from the development of the asset / project to its working condition for the intended use. When significant parts of plant and equipment are required to be replaced at intervals, the

company depreciates them separately based on their specific useful lives. Likewise, when a major inspection is performed, its cost is recognized in the carrying amount of the plant and equipment as a replacement if the recognition criteria are satisfied. All other repair and maintenance costs are recognized in profit or loss as incurred.

Borrowing cost relating to acquisition / construction of property, plant & equipment which take substantial period of time to get ready for its intended use are also included to the extent they relate to the period till such assets are ready to be put to use.

Depreciation is calculated on a straight line basis over the useful lives of the assets prescribed in the Companies Act, 2013.

An item of property, plant and equipment and any significant part initially recognized is derecognized upon disposal or when no future economic benefits are expected from its use or disposal. Any gain or loss arising on derecognition of the asset (calculated as the difference between the net disposal proceeds and the carrying amount of the asset) is included in the income statement when the asset is derecognized.

The residual values, useful lives and methods of depreciation of property, plant and equipment are reviewed at each financial year end and adjusted prospectively, if appropriate.

e) Revenue recognition

Revenue is measured at the fair value of the consideration received or receivable, taking into account contractually defined terms of payment and excluding taxes or duties collected on behalf of the government.

Sale of products and services

Revenue from contracts with customers is recognised when control of the goods or services are transferred to the customer at an amount that reflects the consideration to which the Company expects to be entitled in exchange for those goods or services. The Company has generally concluded that it is the principal in its revenue arrangements, since it is the primary obligor in all of its revenue arrangement, as it has pricing latitude and is exposed to inventory and credit risks. Revenue is stated net of goods and service tax and net of returns, chargebacks, rebates and other similar allowances. These are calculated on the basis of historical experience and the specific terms in the individual contracts.

In determining the transaction price, the Company considers the effects of variable consideration, the existence of significant financing components, noncash consideration, and consideration payable to the customer (if any). The Company estimates variable consideration at contract inception until it is highly probable that a significant revenue reversal in the amount of cumulative revenue recognised will not occur when the associated uncertainty with the variable consideration is subsequently resolved.

Sales Returns

The Company accounts for sales returns accrual by recording an allowance for sales returns concurrent with the recognition of revenue at the time of a product sale. This allowance is based on the Company's estimate of expected sales returns. With respect to established products, the Company considers its historical experience of sales returns, levels of inventory in the distribution channel, estimated shelf life, product discontinuances, price changes of competitive products, and the introduction of competitive new products, to the extent each of these factors impact the Company's business and markets. With respect to new products introduced by the Company, such products have historically been either extensions of an existing line of product where the Company has historical experience or in therapeutic categories where established products exist and are sold either by the Company or the Company's competitors.

Interest income

Interest income from a financial asset is recognised when it is probable that the economic benefits will flow to the Company and the amount of income can be measured reliably. Interest income is accrued on a time basis, by reference to the principal outstanding and at the effective interest rate applicable, which is the rate that exactly discounts estimated future cash receipts through the expected life of the financial asset to that asset's net carrying amount on initial recognition.

Government Grants

The Company recognises government grants only when there is reasonable assurance that the conditions attached to them will be complied with, and the grants will be received. When the grant relates to an expense item, it is recognised as income on a systematic basis over the periods that the related costs, for which it is intended to compensate, are expensed. When the grant relates to an asset, the Company deducts such grant amount from the carrying amount of the asset.

f) Foreign Currency

On initial recognition, transactions in currencies other than the Company's functional currency (foreign currencies) are translated at exchange rates at the dates of the transactions. Monetary assets and liabilities denominated

in foreign currencies at the reporting date are translated into the functional currency at the exchange rate at that date. Exchange differences arising on the settlement of monetary items or on translating monetary items at rates different from those at which they were translated on initial recognition during the period or in previous period are recognised in profit or loss in the period in which they arise except for:

- exchange differences on transactions entered into in order to hedge certain foreign currency risks
- exchange differences on foreign currency borrowings relating to assets under construction for future productive use, which are included in the cost of those assets when they are regarded as an adjustment to interest costs on those foreign currency borrowings, if any

g) Retirement and other employee benefits

All employee benefits payable wholly within 12 months rendering services are classified as short term employee benefits. Benefits such as salaries, wages, short term compensated absences, performance incentives etc. and the expected cost of bonus, ex-gratia are recognised during the period in which the employee renders related service.

h) Provident fund

Retirement benefit in the form of provident fund is a defined contribution scheme. The company has no obligation, other than the contribution payable to the provident fund. The company recognizes contribution payable to the provident fund scheme as an expense, when an employee renders the related service. If the contribution payable to the scheme for service received before the balance sheet date exceeds the contribution already paid, the deficit payable to the scheme is recognized as a liability after deducting the contribution already paid.

i) Gratuity fund

The company operates a defined benefit gratuity plan in India, which requires contributions to be made to a separately administered fund. The cost of providing benefits under the defined benefit plan is determined using the projected unit credit method.

Re-measurements, comprising of actuarial gains and losses, the effect of the asset ceiling, excluding amounts included in net interest on the net defined benefit liability and the return on plan assets (excluding amounts included in net interest on the net defined benefit liability), are recognised immediately in the balance sheet with a corresponding debit or credit to retained earnings through OCI in the period in which they occur. Re-measurements are not reclassified to profit or loss in subsequent periods.

Net interest is calculated by applying the discount rate to the net defined benefit liability or asset. The Company recognises the following changes in the net defined benefit obligation as an expense in the statement of profit and loss:

- > Service costs comprising current service costs, past-service costs, gains and losses on curtailments and non-routine settlements; and
- > Net interest expense or income.

j) Compensated absences

Provision for compensated absence is determined using the projected unit credit method with actuarial valuation being carried out at each balance sheet date. Accumulated leave, which is expected to be utilised within the next twelve months, is treated as short term employee benefits. The company treats accumulated leave expected to be carried forward beyond twelve months as long term compensated absence. The company measures the expected cost of such absence as the additional amount that is expected to pay as a result of the unused estimate that has accumulated at the reporting date.

k) Borrowing costs

Borrowing costs directly attributable to the acquisition, construction or production of an asset that necessarily takes a substantial period of time to get ready for its intended use or sale are capitalised as part of the cost of the asset. All other borrowing costs are expensed in the period in which they occur. Borrowing costs consist of interest and other costs that an entity incurs in connection with the borrowing of funds. Borrowing cost also includes exchange differences to the extent regarded as an adjustment to the borrowing costs.

l) Segment reporting

The Chief Operational Decision Maker monitors the operating results of its business segments separately for the purpose of making decisions about resource allocation and performance assessment. Segment performance is evaluated based on profit or loss and is measured consistently with profit or loss in the financial statements.

In accordance with the Ind-As 108 -" Operating Segments" , the Company has determined its business segment of manufacturing of pharmaceutical products. Since there are no other business segments in which the Company operates, there are no other primary reportable segments. Therefore, the segment revenue, results, segment assets, segment liabilities, total cost incurred to acquire segment assets, depreciation charge are all as is reflected in the financial statement.

m) Related party transactions

Disclosure of transactions with Related Parties, as required by Ind-AS 24 "Related Party Disclosures" has been set out in a separate note. Related parties as defined under Ind-AS 24 have been identified on the basis of representations made by key managerial personnel and information available with the Company.

n) Earnings per share

The Basic EPS has been computed by dividing the income available to equity shareholders by the weighted average number of equity shares outstanding during the accounting year. For the purpose of calculating diluted earning per share, the profit or loss for the period attributable to equity shareholders and the weighted average number of shares outstanding during the period are adjusted for the effects of all dilutive potential equity shares.

o) Taxes

Sakar Healthcare Limited is a company incorporated under the provisions of the Companies Act, 1956. It is engaged in manufacturing of Pharmaceutical products providing Liquid Orals, Cephalosporin Tablet, Capsule, Dry Powder Syrup, Dry Powder Injections, Liquid Injectable (SVP) in Ampoules, Vials & Lyophilized Injections, Oral Solid Dossages and Research & Development of above products.

i) Current income tax

Current income tax is measured at the amount expected to be paid to the tax authorities in accordance with the Income-Tax Act, 1961 enacted in India. The tax rates and tax laws used to compute the amount are those that are enacted or substantially enacted, at the reporting date.

Current income tax relating to items recognized outside the statement of profit and loss is recognized outside the statement of profit and loss (either in OCI or in equity). Current tax items are recognized in correlation to the underlying transaction either in OCI or directly in equity. Management periodically evaluates positions taken in the tax returns with respect to situations in which applicable tax regulations are subject to interpretation and establishes provisions where appropriate.

ii) Deferred tax

Deferred tax is provided using the balance sheet approach on temporary differences between the tax bases of assets and liabilities and their carrying amounts for financial reporting purposes at the reporting date.

Deferred tax liabilities are recognized for all taxable temporary differences, except

- > When the deferred tax liability arises from the initial recognition of an asset or liability in a transaction that affects neither the accounting profit nor taxable profit or loss.

Deferred tax assets are recognized for all deductible temporary differences, the carry forward of unused tax credits and any unused tax losses. Deferred tax assets are recognized to the extent that it is probable that taxable profit will be available against which the deductible temporary differences, and the carry forward of unused tax credits and unused tax losses can be utilized, except:

- > When the deferred tax asset relating to the deductible temporary difference arises from the initial recognition of an asset or liability in a transaction that affects neither the accounting profit nor taxable profit or loss.

The carrying amount of deferred tax assets is reviewed at each reporting date and reduced to the extent that it is no longer probable that sufficient future taxable profit will be available to allow all or part of the deferred tax asset to be utilized. Unrecognized deferred tax assets are re-assessed at each reporting date and are recognized to the extent that it has become probable that future taxable profits will allow the deferred tax asset to be recovered.

Deferred tax assets and liabilities are measured at the tax rates that are expected to apply in the year when the asset is realized or the liability is settled, based on tax rates (and tax laws) that have been enacted or substantively enacted at the reporting date.

Deferred tax assets and deferred tax liabilities are offset if a legally enforceable right exists to set off current tax assets against current tax liabilities and the deferred taxes relate to the same taxable entity and the same taxation authority.

Deferred tax relating to items recognized outside profit or loss is recognized outside profit or loss (either in other comprehensive income or in equity). Deferred tax items are recognized in correlation to the underlying transaction either in OCI or directly in equity.

Minimum alternate tax (MAT) paid in a year is charged to the statement of profit and loss as current tax. The company recognizes MAT credit available as an asset only to the extent that there is convincing evidence that the company will pay normal income tax during the specified period, i.e., the period for which MAT credit is allowed to be carried forward. Deferred tax include MAT Credit Entitlement. The Company reviews the such tax credit asset at each reporting date and writes down the asset to the

extent The Company does not have sufficient taxable temporary difference /convincing evidence that it will pay normal tax during the specified period. Deferred tax includes MAT tax credit.

p) Impairment of non-financial assets

The company assesses, at each reporting date, whether there is an indication that an asset may be impaired. If any indication exists, or when annual impairment testing for an asset is required, The Company estimates the asset's recoverable amount. An asset's recoverable amount is the higher of an asset's or cash-generating unit's (CGU) fair value less costs of disposal and its value in use. Recoverable amount is determined for an individual asset, unless the asset does not generate cash inflows that are largely independent of those from other assets or group of assets. When the carrying amount of an asset or CGU exceeds its recoverable amount, the asset is considered impaired and is written down to its recoverable amount.

In assessing value in use, the estimated future cash flows are discounted to their present value using a pre-tax discount rate that reflects current market assessments of the time value of money and the risks specific to the asset. In determining fair value less costs of disposal, recent market transactions are taken into account. If no such transactions can be identified, an appropriate valuation model is used. These calculations are corroborated by valuation multiples, quoted share prices for publicly traded companies or other available fair value indicators.

The company bases its impairment calculation on detailed budgets and forecast calculations, which are prepared separately for each of the company's CGUs to which the individual assets are allocated. These budgets and forecast calculations generally cover a period of five years. For longer periods, a long-term growth rate is calculated and applied to project future cash flows after the fifth year.

Impairment losses of continuing operations, including impairment on inventories, are recognised in the statement of profit and loss, except for properties previously revalued with the revaluation surplus taken to OCI. For such properties, the impairment is recognised in OCI up to the amount of any previous revaluation surplus.

Intangible assets with indefinite useful lives are tested for impairment annually as at year end at the CGU level, as appropriate, and when circumstances indicate that the carrying value may be impaired.

q) Provisions, contingent liabilities and contingent assets

General

Provisions are recognised when the Company has a present obligation (legal or constructive) as a result of a past event, it is probable that an outflow of resources embodying economic benefits will be required to settle the obligation and a reliable estimate can be made of the amount of the obligation. The expense relating to a provision is presented in the statement of profit and loss.

If the effect of the time value of money is material, provisions are discounted using a current pre-tax rate that reflects, when appropriate, the risks specific to the liability. When discounting is used, the increase in the provision due to the passage of time is recognised as a finance cost.

Contingent liabilities and contingent assets

Contingent liabilities is disclosed in the case of :

A present obligation arising from past events, when it is not probable that an outflow of resources embodying economic benefits will be required to settle the obligation.

A present obligation arising from past events, when no reliable estimate can be made.

A possible obligation arising from past events, unless the probability of outflow of resources is remote.

Commitments includes the amount of purchase order (net of advances) issued to parties for completion of assets.

Provisions, contingent liabilities, contingent assets and commitments are reviewed at each balance sheet date.

Expenditure

Expenditures are accounted net of taxes recoverable, wherever applicable.

r) Fair value measurement

The Company measures financial instruments, such as, derivatives at fair value at each balance sheet date.

Fair value is the price that would be received to sell an asset or paid to transfer a liability in an orderly transaction between market participants at the measurement date. The fair value measurement is based on the presumption that the transaction to sell the asset or transfer the liability takes place either:

- > In the principal market for the asset or liability, or
- > In the absence of a principal market, in the most advantageous market for the asset or liability.

The principal or the most advantageous market must be accessible by the Company.

The fair value of an asset or a liability is measured using the assumptions that market participants would use when pricing the asset or liability, assuming that market participants act in their economic best interest.

The Company uses valuation techniques that are appropriate in the circumstances and for which sufficient data are available to measure fair value, maximizing the use of relevant observable inputs and minimizing the use of unobservable inputs.

All assets and liabilities for which fair value is measured or disclosed in the financial statements are categorized within the fair value hierarchy, described as follows, based on the lowest level input that is significant to the fair value measurement as a whole:

- > Level 1 — Quoted (unadjusted) market prices in active markets for identical assets or liabilities .
- > Level 2 — Valuation techniques for which the lowest level input that is significant to the fair value measurement is directly or indirectly observable.
- > Level 3 — Valuation techniques for which the lowest level input that is significant to the fair value measurement is unobservable.

For assets and liabilities that are recognized in the financial statements on a recurring basis, the Company determines whether transfers have occurred between levels in the hierarchy by re-assessing categorization (based on the lowest level input that is significant to the fair value measurement as a whole) at the end of each reporting period.

The Company's management determines the policies and procedures for both recurring fair value measurement, such as derivative instruments and unquoted financial assets measured at fair value.

External valuer are involved for valuation of unquoted financial assets and financial liabilities, such as contingent consideration. Involvement of external valuer is decided upon annually by the management. Selection criteria includes market knowledge, reputation, independence and whether professional standards are maintained. The management decides, after discussions with the company's external valuer, which valuation techniques and inputs to use for each case.

At each reporting date, the company analyses the movements in the values of assets and liabilities which are required to be remeasured or re-assessed as per the company's accounting policies. For this analysis, the Company verifies the major inputs applied in the latest valuation by agreeing the information in the valuation computation to contracts and other relevant documents.

The Company , in conjunction with the Company's external valuers, also compares the change in the fair value of each asset and liability with relevant external sources to determine whether the change is reasonable on a yearly basis.

For the purpose of fair value disclosures, the Company has determined classes of assets and liabilities on the basis of the nature, characteristics and risks of the asset or liability and the level of the fair value hierarchy as explained above.

This note summarises accounting policy for fair value. Other fair value related disclosures are given in the relevant notes.

s) Financial instruments

A financial instrument is any contract that gives rise to a financial asset of one entity and a financial liability or equity instrument of another entity. The Company recognizes financial assets and financial liabilities when it becomes a party to the contractual provisions of the instrument. It is broadly classified in financial assets, financial liabilities, derivatives & equity.

(A) Financial assets

Initial recognition and measurement

All financial assets, except investment in subsidiaries, associates and joint ventures are recognised initially at fair value.

Subsequent measurement

For purposes of subsequent measurement, financial assets are classified in four categories:

- > Debt instruments at amortised cost.
- > Debt instruments at fair value through other comprehensive income (FVTOCI).
- > Debt instruments, derivatives and equity instruments at fair value through profit or loss (FVTPL).
- > Equity instruments measured at fair value through other comprehensive income (FVTOCI).

i) Debt instruments at amortised cost

A 'debt instrument' is measured at the amortised cost if both the following conditions are met:

- (a) The asset is held within a business model whose objective is to hold assets for collecting contractual cash flows, and
- (b) Contractual terms of the asset give rise on specified dates to cash flows that are solely payments of principal and interest (SPPI) on the principal amount outstanding.

This category is the most relevant to the Company. After initial measurement, such financial assets are subsequently measured at amortised cost using the effective interest rate (EIR) method. Amortised cost is calculated by taking into account any discount or premium on acquisition and fees or costs that are an integral part of the EIR. The EIR amortisation is included in finance income in the profit or loss. The losses arising from impairment are recognised in the profit or loss. This category generally applies to trade and other receivables.

ii) Debt instrument at FVTOCI

A debt instrument is subsequently measured at fair value through other comprehensive income if it is held within a business model whose objective is achieved by both collecting contractual cash flows and selling financial assets and the contractual terms of the financial asset give rise on specified dates to cash flows that are solely payments of principal and interest on the principal amount outstanding. The Company has not classified any financial asset into this category.

iii) Debt instrument at FVTPL

FVTPL is a residual category for debt instruments. Any debt instrument, which does not meet the criteria for categorization as at amortized cost or as FVTOCI, is classified as at FVTPL.

In addition, the Company may elect to designate a debt instrument, which otherwise meets amortized cost or FVTOCI criteria, as at FVTPL. However, such election is allowed only if doing so reduces or eliminates a measurement or recognition inconsistency (referred to as 'accounting mismatch'). The Company has not designated any debt instrument as at FVTPL.

Debt instruments included within the FVTPL category are measured at fair value with all changes recognized in the P&L.

(B) Equity instruments

All equity instruments in scope of Ind AS 109 are measured at fair value. Equity instruments which are held for trading and contingent consideration recognised by an acquirer in a business combination are classified as at FVTPL. For all other equity instruments, the Company may make an irrevocable election to present in other comprehensive income subsequent changes in the fair value. The Company makes such election on an instrument-by-instrument basis. The classification is made on initial recognition and is irrevocable.

If the Company decides to classify an equity instrument as at FVTOCI, then all fair value changes on the instrument, excluding dividends, are recognized in the OCI. There is no recycling of the amounts from OCI to P&L, even on sale of investment. However, The Company may transfer the cumulative gain or loss within equity.

Equity instruments included within the FVTPL category are measured at fair value with all changes recognized in the P&L.

Derecognition

A financial asset (or, where applicable, a part of a financial asset or part of a group of similar financial assets) is primarily derecognised (i.e. removed from the Company's balance sheet) when:

- > The rights to receive cash flows from the asset have expired, or
- > The Company has transferred its rights to receive cash flows from the asset or has assumed an obligation to pay the received cash flows in full without material delay to a third party under a 'pass-through' arrangement and either (a) the Company has transferred substantially all the risks and rewards of the asset, or (b) the Company has neither transferred nor retained substantially all the risks and rewards of the asset, but has transferred control of the asset.

When the Company has transferred its rights to receive cash flows from an asset or has entered into a pass-through arrangement, it evaluates if and to what extent it has retained the risks and rewards of ownership. When it has neither transferred nor retained substantially all of the risks and rewards of the asset, nor transferred control of the asset, the Company continues to recognise the transferred asset to the extent of the Company's continuing involvement. In that case, the Company also recognises an associated liability. The transferred asset and the associated liability are measured on a basis that reflects the rights and obligations that the Company has retained.

Continuing involvement that takes the form of a guarantee over the transferred asset is measured at the lower of the original carrying amount of the asset and the maximum amount of consideration that the Company could be required to repay.

Impairment of financial assets

The Company applies expected credit loss (ECL) model for measurement and recognition of impairment loss on the following financial assets and credit risk exposure ;

- a) Financial assets that are debt instruments, and are measured at amortised cost e.g. loans, debt securities, deposits, trade receivables and bank balances.
- b) Financial assets that are debt instruments and are measured as at other comprehensive income (FVTOCI).
- c) Trade receivables or any contractual right to receive cash or another financial asset that result from transactions that are within the scope of Ind AS 11 and Ind AS 18.

The Company follows 'simplified approach' for recognition of impairment loss allowance on:

- > Trade receivables or contract revenue receivables; and
- > All lease receivables resulting from transactions within the scope of Ind AS 17.

Under the simplified approach the Company does not track changes in credit risk. Rather, it recognises impairment loss allowance based on lifetime ECLs at each reporting date, right from its initial recognition.

For recognition of impairment loss on other financial assets and risk exposure, the Company determines that whether there has been a significant increase in the credit risk said initial recognition. If credit risk has not increased significantly, 12 month ECL is used to provide for impairment loss. However, if credit risk has increased significantly, lifetime ECL is used.

ECL is the difference between all contracted cash flows that are due to the Company in accordance with the contract and all the cash flows that the Company expects to receive, discounted at the original EIR. ECL impairment loss allowance (or reversal) recognised during the period is recognised as (expense) / income in the statement of profit and loss (P&L). This amount is reflected under the head " Other Expense" in the P&L.

Financial liabilities

Initial recognition and measurement

All financial liabilities are recognised initially at fair value and, in the case of loans and borrowings and payables, net of directly attributable transaction costs.

The Company's financial liabilities include trade and other payables, loans and borrowings including bank overdrafts.

Subsequent Measurement

The measurement of financial liabilities depends on their classification, as described below:

Financial liabilities at fair value through profit or loss

Financial liabilities at fair value through profit or loss include financial liabilities held for trading and financial liabilities designated upon initial recognition as at fair value through profit or loss. Financial liabilities are classified as held for trading if they are incurred for the purpose of repurchasing in the near term.

Gains or losses on liabilities held for trading are recognised in the profit or loss.

Financial liabilities designated upon initial recognition at fair value through profit or loss are designated as such at the initial date of recognition, and only if the criteria in Ind AS 109 are satisfied. For liabilities designated as FVTPL, fair value gains/ losses attributable to changes in own credit risk are recognized in OCI. These gains/ loss are not subsequently transferred to P&L. However, The Company may transfer the cumulative gain or loss within equity. All other changes in fair value of such liability are recognised in the statement of profit or loss. The Company has not designated any financial liability as at FVTPL.

Loans and borrowings

This is the category most relevant to the Company. After initial recognition, interest-bearing loans and borrowings are subsequently measured at amortised cost using the EIR method. Gains and losses are recognised in profit or loss when the liabilities are derecognised as well as through the EIR amortisation process.

Amortised cost is calculated by taking into account any discount or premium on acquisition and fees or costs that are an integral part of the EIR. The EIR amortisation is included as finance costs in the statement of profit and loss.

Derecognition

A financial liability is derecognised when the obligation under the liability is discharged or cancelled or expires. When an existing financial liability is replaced by another from the same lender on substantially different terms, or the terms of an existing liability are substantially modified, such an exchange or modification is treated as the derecognition of the original liability and the recognition of a new liability. The difference in the respective carrying amounts is recognised in the statement of profit or loss.

Reclassification of financial instruments

After initial recognition, no reclassification is made for financial assets which are equity instruments. For financial assets, which are debt instruments, a reclassification is made only if there is a change in the business model for managing those assets. Changes to the business model are expected to be infrequent. If the Company reclassifies the financial assets, it applies the reclassification prospectively from the reclassification date which is the first day of the immediately next reporting period following the change in the business model.

Offsetting financial assets and financial liabilities

Financial assets and liabilities are offset and the net amount is reported in the balance sheet if there is a currently enforceable legal right to offset the recognized amounts and there is an intention to settle on a net basis, to realise the assets and settle the liabilities simultaneously.

t) Leases

The Company has applied Ind AS 116 'Leases' for the first time for annual reporting period commencing from April 01, 2019. Set out below are the new accounting policies of the Company upon adoption of Ind AS 116:

Right-of-use assets

The Company recognises right-of-use assets at the commencement date of the lease (i.e., the date the underlying asset is available for use). Right-of-use assets are measured at cost, less any accumulated depreciation and impairment losses, and adjusted for any remeasurement of lease liabilities. The cost of right-of-use assets includes the amount of lease liabilities recognised, initial direct costs incurred, and lease payments made at or before the commencement date less any lease incentives received. Unless the Company is reasonably certain to obtain ownership of the leased asset at the end of the lease term, the recognised right-of-use assets are depreciated on a straight-line basis over the shorter of its estimated useful life and the lease term. Right-of-use assets are subject to impairment.

Lease liabilities

At the commencement date of the lease, the Company recognises lease liabilities measured at the present value of lease payments to be made over the lease term. The lease payments include fixed payments (including in-substance fixed payments) less any lease incentives receivable, variable lease payments that depend on an index or a rate, and amounts expected to be paid under residual value guarantees. The lease payments also include the exercise price of a purchase option reasonably certain to be exercised by the Company and payments of penalties for terminating a lease, if the lease term reflects the Company exercising the option to terminate. The variable lease payments that do not depend on an index or a rate are recognised as expense in the period on which the event or condition that triggers the payment occurs.

In calculating the present value of lease payments, the Company uses the incremental borrowing rate at the lease commencement date if the interest rate implicit in the lease is not readily determinable. After the commencement date, the amount of lease liabilities is increased to reflect the accretion of interest and reduced for the lease payments made. In addition, the carrying amount of lease liabilities is remeasured if there is a modification, a change in the lease term, a change in the in-substance fixed lease payments or a change in the assessment to purchase the underlying asset.

Lease liabilities

The Company applies the short-term lease recognition exemption to its short-term leases of property, plant and equipment (i.e., those leases that have a lease term of 12 months or less from the commencement date and do not contain a purchase option). It also applies the lease of low-value assets recognition exemption to leases of office equipment that are considered of low value. Lease payments on short-term leases and leases of low-value assets are recognised as expense on a straight-line basis over the lease term.

Significant judgement in determining the lease term of contracts with renewal options

The Company determines the lease term as the non-cancellable term of the lease, together with any periods covered by an option to extend the lease if it is reasonably certain to be exercised, or any periods covered by an option to terminate the lease, if it is reasonably certain not to be exercised.

Note 3(a) - Property, plant and equipment

Particulars	(Amount Rs. in Lakhs)													Tangible assets Software				
	Air Conditioner	Boiler	Computer	D.G. Set	Cycle	Electrical Installation	Factory Building	Factory Land and Development	Furniture	Other Equipment	Telephone Instruments	Laboratory Equipments	Plants & Machinery		Scale	Vehicles	Trolley	Total
Cost																		
As at April 1, 2021	72.11	9.53	116.93	20.92	-	189.94	1,704.53	533.57	193.54	240.59	5.45	1,151.77	3,736.46	1.26	285.78	16.80	8,279.19	748.30
Reclass to Right of Use Land	-	-	-	-	-	-	-	-	-	-	-	-	-	-	-	-	-	-
Additions	11.37	-	100.04	-	-	673.95	3,720.17	-	999.22	15.99	2.87	914.65	8,059.75	-	24.50	-	14,522.50	-
Deductions/Adjustment	-	-	-	-	-	-	-	-	-	-	-	-	-	-	-	-	-	-
As at March 31, 2022	83.48	9.53	216.97	20.92	-	863.90	5,424.70	533.57	1,192.76	256.58	8.32	2,066.42	11,796.21	1.26	310.28	16.80	22,801.70	748.30
Reclass to Right of Use Land	-	-	-	-	-	-	-	-	-	-	-	-	-	-	-	-	-	-
Additions	0.65	-	27.17	-	-	151.88	329.94	-	132.14	2.71	0.91	442.36	6,490.92	-	117.33	-	7,696.01	-
Deductions/Adjustment	-	-	-	-	-	-	-	-	-	-	-	-	-	-	-	-	-	-
As at March 31, 2023	84.13	9.53	244.14	20.92	-	1,015.78	5,754.63	533.57	1,324.91	259.29	9.23	2,508.78	18,287.13	1.26	427.61	16.80	30,497.71	-
Reclass to Right of Use Land	-	-	-	-	-	-	-	-	-	-	-	-	-	-	-	-	-	-
Additions	-	-	-	-	-	-	230.71	1,288.82	183.04	123.81	-	326.44	4,186.53	-	75.15	-	6,414.50	155.40
Deductions/Adjustment	-	-	-	-	-	-	-	-	-	-	-	-	-	-	-	-	-	-
As at March 31, 2024	84.13	9.53	244.14	20.92	-	1,015.78	5,985.35	1,822.39	1,507.94	383.09	9.23	2,835.22	22,473.65	1.26	502.77	16.80	36,912.21	155.40
Depreciation/amortisation																		
As at April 1, 2021	14.34	2.71	61.85	5.65	-	102.35	154.40	-	77.84	35.36	1.25	193.85	678.39	0.31	111.11	3.08	1,442.50	675.29
Reclass to Right of Use Land	-	-	-	-	-	-	-	-	-	-	-	-	-	-	-	-	-	-
Depreciation for the year	6.51	0.90	77.24	1.88	-	69.40	119.57	-	59.08	13.49	0.80	140.76	361.81	0.10	41.14	1.03	893.72	73.02
Deductions/(Adjustment)	-	-	-	-	-	-	-	-	-	-	-	-	-	-	-	-	-	-
As at March 31, 2022	20.85	3.62	139.10	7.53	-	171.75	273.97	-	136.92	48.85	2.05	334.60	1,040.21	0.41	152.26	4.11	2,336.22	748.30
Reclass to Right of Use Land	-	-	-	-	-	-	-	-	-	-	-	-	-	-	-	-	-	-
Depreciation for the year	6.63	0.90	97.90	1.88	-	106.06	190.29	-	127.23	13.88	0.99	244.58	632.64	0.10	74.48	1.03	1,498.60	(748.30)
Deductions/(Adjustment)	-	-	-	-	-	-	-	-	-	-	-	-	-	-	-	-	-	-
As at March 31, 2023	27.48	4.52	237.00	9.41	-	277.81	464.26	-	264.15	62.73	3.04	579.18	1,672.85	0.51	226.74	5.14	3,834.82	-
Reclass to Right of Use Land	-	-	-	-	-	-	-	-	-	-	-	-	-	-	-	-	-	-
Depreciation for the year	6.64	0.90	7.14	1.41	-	113.01	194.07	-	138.84	18.39	1.00	264.17	984.43	0.10	64.21	1.03	1,795.36	9.69
Deductions/(Adjustment)	-	-	-	-	-	-	-	-	-	-	-	-	-	-	-	-	-	-
As at March 31, 2024	34.11	5.42	244.14	10.83	-	390.82	658.34	-	402.99	81.13	4.04	843.35	2,657.29	0.61	290.95	6.17	5,630.18	9.69
Net Block																		
As at March 31, 2024	50.02	4.11	(0.00)	10.10	-	624.96	5,327.01	1,822.39	1,104.95	301.97	5.19	1,992.81	19,816.37	0.65	211.82	10.63	31,282.97	145.72
As at March 31, 2023	56.65	5.02	7.14	11.51	-	737.97	5,230.37	533.57	1,060.75	196.55	6.19	1,930.54	16,614.27	0.75	200.88	11.66	26,663.82	-

Note 3 (b) - Capital Work-in-Progress

Capital Work-in-Progress (CWIP) Ageing

CWIP	Amount in CWIP for year ended March 31, 2024				Total
	Less than 1 year	1-2 Years	2-3 Years	More than 3 Years	
Projects in Progress	31.55	-	-	-	31.55
Project Temporarily suspended	-	-	-	-	-
Total	31.55	-	-	-	31.55

CWIP	Amount in CWIP for year ended March 31, 2023				Total
	Less than 1 year	1-2 Years	2-3 Years	More than 3 Years	
Projects in Progress	645.44	-	-	-	645.44
Project Temporarily suspended	-	-	-	-	-
Total	645.44	-	-	-	645.44

Notes to standalone financials statements for the year ended March 31, 2024

		(Amount Rs. in Lakhs)	
		As at March 31, 2024	As at March 31, 2023
4	INVESTMENTS		
	Non - Current		
	Investments at fair value through other comprehensive income (FVTOCI)		
	Unquoted equity shares		
	Investment in equity share of subsidiary		
	Sakar Oncology Private Limited	1.00	1.00
	(10,000 Equity shares of face value of Rs. 10/- each)		
	(Previous Year 10,000 Equity shares of face value of Rs. 10/- each)		
		1.00	1.00
	Current		
	Financial Assets at fair value through Profit or Loss (FVTPL)		
	Investment in units of mutual funds - quoted	-	342.93
		-	342.93
5	LOANS		
	Non - Current		
	Loans and Advance to others (Deposits)	30.06	30.06
	Loans and Advance to Related Parties	-	-
		30.06	30.06
	Current		
	Loans to Related Parties (Unsecured) (refer note 37)	7.72	7.72
		7.72	7.72
6	OTHER ASSETS		
	Non-Current		
	Capital advances	214.32	702.91
		214.32	702.91
	Current		
	Advances to suppliers	33.07	66.58
	Prepaid Expenses	84.42	45.99
	Interest Accrued but not due	1.00	-
	Balances with statutory/ Government authorities	2,131.75	1,379.43
		2,250.24	1,492.00
7	INVENTORIES (At lower of cost and Net Realisable Value)		
	Raw material and components:		
	Raw Material/Packing Material / Stores & Consumables	2,343.37	1,247.56
	Finished Goods / Stock in Process	429.86	292.19
		2,773.23	1,539.75

		Amount (Rs. in Lakhs)	
		As at March 31, 2024	As at March 31, 2023
8	TRADE RECEIVABLES		
	Current		
	Unsecured considered good unless stated otherwise		
	From Others	2,092.72	2,206.02
	From others (Considered Doubtful)	(1.46)	1.55
		2,091.25	2,207.57

Notes:

a) Trade receivable ageing

Trade receivables ageing schedule for March 31, 2024

		Outstanding for following periods from due date of payment							
Sr No	Particulars	Unbilled	No Due	Less than 6 months	6 Months - 1 year	1-2 Years	2-3 Years	More than 3 years	Total
1	Undisputed Trade receivables - Considered good	-	548.17	1,544.55	-	-	-	-	2,092.72
2	Undisputed Trade receivables - which have significant increase in risk	-	-	-	-	-	-	-	-
3	Undisputed Trade receivables - credit impaired	-	-	-	-	-	-	-	-
4	Disputed Trade receivables - Considered good	-	-	-	-	-	-	-	-
5	Disputed Trade receivables - which have significant increase in risk	-	-	-	-	-	-	-	-
6	Disputed Trade receivables - credit impaired	-	-	-	-	-	-	-	-
7	Allowances for expected credit loss due to increase in credit risk	-	-	-1.46	-	-	-	-	-1.46
	Total	-	548.17	1,543.08	-	-	-	-	2,091.25

Trade receivables ageing schedule for March 31, 2023

		Outstanding for following periods from due date of payment							
Sr No	Particulars	Unbilled	No Due	Less than 6 months	6 Months - 1 year	1-2 Years	2-3 Years	More than 3 years	Total
1	Undisputed Trade receivables - Considered good	-	-	2,206.02	-	-	-	-	2,206.02
2	Undisputed Trade receivables - which have significant increase in risk	-	-	-	-	-	-	-	-
3	Undisputed Trade receivables - credit impaired	-	-	-	-	-	-	-	-
4	Disputed Trade receivables - Considered good	-	-	-	-	-	-	-	-
5	Disputed Trade receivables - which have significant increase in risk	-	-	-	-	-	-	-	-
6	Disputed Trade receivables - credit impaired	-	-	-	-	-	-	-	-
7	Allowances for expected credit loss due to increase in credit risk	-	-	1.55	-	-	-	-	1.55
	Total	-	-	2,207.57	-	-	-	-	2,207.57

		Amount (Rs. in Lakhs)	
		As at March 31, 2024	As at March 31, 2023
9	CASH AND CASH EQUIVALENTS		
	Balances with banks:		
	Balance in current account	0.34	0.10
	Cash on hand	25.25	9.03
		25.59	9.13
10	BANK BALANCES OTHER THAN CASH AND CASH EQUIVALENTS		
	Deposits with original maturity over 3 months but less than 12 months	20.77	-
		20.77	-
	Deposits with original maturity over 3 months but less than 12 months		
	Fixed deposit with state bank of india	20.77	-
		20.77	-
11	SHARE CAPITAL		
	Authorised		
	2,50,00,000 equity shares of Rs. 10 each	2,500.00	2,000.00
		2,500.00	2,000.00
	Issued, subscribed and fully paid up shares		
	1,90,40,000 Equity Shares of 10 each (1,90,40,000 Equity shares of 10 each as at March 31, 2023 and	1,904.00	1,711.80
	4,00,000 Equity Shares of Rs.10/- each fully paid up	40.00	150.00
	23,09,910 Equity Shares of Rs.10/- each fully paid up	230.99	42.20
		2,174.99	1,904.00

Notes:

(a) Reconciliation of the number of the shares outstanding as the beginning and end of the year:

	As at March 31, 2024		As at March 31, 2023	
	No. of shares	Amount	No. of shares	Amount
At the beginning of the year	190.40	1,904.00	171.18	1,711.80
New Shares Issued during the year	27.10	270.99	19.22	192.20
At the end of the year	217.50	2,174.99	190.40	1,904.00

(b) Terms/rights attached to equity shares:

The Company has only one class of equity shares having par value of Rs. 10 per share. Each holder of equity shares is entitled to one vote per share. In the event of liquidation of the Company, the holders of equity shares will be entitled to receive remaining assets of the Company, after distribution of all preferential amounts. The distribution will be in proportion to the number of equity shares held by the shareholders.

(c) Details of shareholder holding more than 5% shares in the Company

(in Lakhs)

	As at March 31, 2024		As at March 31, 2023	
	No. of shares	% Holding	No. of shares	% Holding
Equity shares of Rs. 10 each fully paid				
Sanjay S. Shah	99.09	45.56%	99.09	52.04%
Aarsh Shah	13.08	6.01%	13.08	6.87%
Cobra India (Mauritius) Limited	-	-	14.96	7.86%
HBM healthcare investment (cayman) Ltd	-	-	15.00	7.88%

(d) Details of shareholding of Promoters as at March 31, 2024

(in Lakhs)

Promoter name	No. of Shares	% of total shares	% Change during the year
Sanjay S Shah	99.09	45.56%	-6.48%
Aarsh S Shah	13.08	6.01%	-0.86%
Rita S Shah		0.00%	-1.29%
Ayushi S Shah		0.00%	-0.53%
Total	112.16	51.57%	

Details of shareholding of Promoters as at March 31, 2023

(in Lakhs)

Promoter name	No. of Shares	% of total shares	% Change during the year
Sanjay S Shah	99.09	52.04%	-5.84%
Aarsh S Shah	13.08	6.87%	-0.77%
Rita S Shah	2.45	1.29%	-0.14%
Ayushi S Shah	1.00	0.53%	-0.06%
Total	115.61	60.72%	

		Amount (Rs. in Lakhs)	
		As at March 31, 2024	As at March 31, 2023
12	OTHER EQUITY		
	Share premium		
	Preference premium	-	-
	Equity premium	-	-
	Opening Balance	8,604.42	5,461.62
	Movement for the year	7,265.00	3,262.80
	Expense Written Off	(274.00)	(120.00)
		15,595.42	8,604.42
	Other comprehensive income		
	Opening Balance	(60.17)	(38.89)
	Movement for the year	(10.68)	(21.28)
		(70.86)	(60.17)
	Deemed Equity Contribution		
	Opening Balance	-	-
	Movement for the year	-	-
		-	-
	Retained earnings		
	Opening Balance	6,894.99	5,619.13
	Add : (Loss) for the year	1,167.09	1,275.86
	Less: Adjustments	-	-
	Closing balance	8,062.08	6,894.99
	Total	23,586.64	15,439.23
13	MONEY RECEIVED AGAINST SHARE WARRANTS		
	Money received against share warrants		
	Warrants (convertible into an equal number of equity shares) having face value of Rs. 10/- each*	480.00	-
		480.00	-
	Issued warrants		
	Partly Paid 5,00,000 warrants of Rs.10/- each, Paid Rs. 2.5 Each	480.00	-
		480.00	-
14	BORROWINGS		
	Long term borrowings		
	Non-current		
	Secured term loans from Scheduled Banks and Financial Institutions	5,254.62	9,347.62
	Less: Unamortised Loan Processing Fees	(24.49)	(30.26)
		5,230.13	9,317.37
	Unsecured Loan from directors	265.37	505.43
		5,495.50	9,822.80
	Short term borrowings		
	Working Capital Loan from bank	1,388.00	1,301.67
		1,388.00	1,301.67
	Total borrowings includes		
	Secured borrowings	5,224.37	9,317.37
	Unsecured borrowings	265.37	505.43
	Total borrowings	5,489.74	9,822.80

		Amount (Rs. in Lakhs)	
		As at March 31, 2024	As at March 31, 2023
15	PROVISIONS		
	Non-Current		
	Provision for gratuity	228.81	169.78
		228.81	169.78
	Current		
	Provision for gratuity	19.50	29.49
		19.50	29.49
16	DEFERRED TAX LIABILITIES/ASSETS (NET)		
	Deferred tax liability		
	Difference between WDV as per books and Income Tax	1,649.63	1,581.59
	Deferred tax due to OCI	-	3.53
	Deferred tax due to Unamortized Processing Fees	6.81	8.42
	Less: Deferred Tax Assets		
	Gratuity	(73.20)	(55.44)
	Difference due to business loss	(43.47)	-
	MAT credit entitlement	-	-
		1,539.77	1,121.01
	MAT credit entitlement	537.32	263.67
	Net Deferred Tax	1,002.46	857.34
17	TRADE PAYABLES		
	Total outstanding dues of micro enterprises and small enterprises	328.54	-
	Total outstanding dues of creditors other than micro enterprises and small enterprises	2,416.80	2,608.80
		2,745.34	2,608.80

Notes:

(1) Trade payable ageing

Sr No	Particulars	Outstanding for following periods from due date of Payment					Total
		Not Due	Less than 1 year	1-2 years	2-3 Years	More than 3 years	
Trade and other payable ageing as on March 31, 2024							
1	MSME	245.84	82.70	-	-	-	328.54
2	Others	1,350.38	1,066.42	-	-	-	2,416.80
3	Disputed dues - MSME	-	-	-	-	-	-
4	Disputed dues - Others	-	-	-	-	-	-
	Total	1,596.22	1,149.12	-	-	-	2,745.34

Trade and other payable ageing as on March 31, 2023

1	MSME	-	-	-	-	-	-
2	Others	-	2,608.80	-	-	-	2,608.80
3	Disputed dues - MSME	-	-	-	-	-	-
4	Disputed dues - Others	-	-	-	-	-	-
	Total	-	2,608.80	-	-	-	2,608.80

		Amount (Rs. in Lakhs)	
		As at March 31, 2024	As at March 31, 2023
18	OTHER FINANCIAL LIABILITIES		
	Current		
	Current maturities of long term borrowings	1,051.66	793.33
		1,051.66	793.33

Note:

- a) Disclosure under Para 44A as set out in Ind AS 7 on cash flow statements under Companies (Indian Accounting Standards) Rules, 2015 (as amended)

March 31, 2024

Particulars of liabilities arising from financing activity	Note No.	As at March 31, 2023	Net cash flows	Non Cash Changes Effect due to changes in foreign exchange rates	Others	As at March 31, 2024
Borrowings	14	9,822.80	(4,333.06)	-	-	5,489.74
Total		9,822.80	(4,333.06)	-	-	5,489.74

March 31, 2023

Particulars of liabilities arising from financing activity	Note No.	As at March 31, 2022	Net cash flows	Non Cash Changes Effect due to changes in foreign exchange rates	Others	As at March 31, 2023
Borrowings	14	8,500.72	1,322.08	-	-	9,822.80
Total		8,500.72	1,322.08	-	-	9,822.80

		Amount (Rs. in Lakhs)	
		As at March 31, 2024	As at March 31, 2023
19	OTHER LIABILITIES		
	Current		
	Advance from Customers	178.03	220.83
	For other liabilities	399.89	344.05
		577.92	564.88
20	LIABILITY FOR CURRENT TAX		
	Provision for income tax	123.60	151.00
		123.60	151.00

Particulars	Amount (Rs. in Lakhs)	
	For the year ended March 31, 2024	For the year ended March 31, 2023
21 REVENUE FROM OPERATIONS		
Sale of products and services		
Domestic Sales	5,842.76	4,346.41
Export Sales	9,492.41	8,989.50
	15,335.17	13,335.90
22 OTHER INCOME		
Interest Income	12.52	26.58
Export Incentive	81.56	83.30
Profit on Sale of Investment	29.42	-
Notional Income of Investment	-	12.68
Exchange Rate Fluctuations	172.30	344.92
Vatav & Kasar Income	21.91	-
Total Other income	317.71	467.48
23 COST OF MATERIAL AND SERVICES		
Opening stock of raw material and components	1,247.56	1,161.87
Add : Purchases during the year	9,601.24	7,476.08
Less: Closing stock of Raw Materials and components	2,343.37	1,247.56
	8,505.42	7,390.39
24 CHANGES IN INVENTORIES OF FINISHED GOODS AND WORK-IN-PROGRESS		
Opening Stock of Finished Goods / Stock in Process	292.19	256.47
'Less: Closing Stock of Finished Goods / Stock in Process	(429.86)	(292.19)
	(137.67)	(35.72)
25 EMPLOYEE BENEFITS EXPENSE		
Salaries and Wages	1,773.44	1,506.27
Director's Remuneration	96.00	96.00
Contribution to provident and other funds	12.74	8.56
Contribution to ESIC	0.78	0.76
Provision for Gratuity	19.50	29.49
Staff welfare expenses	75.92	35.68
	1,978.38	1,676.75
26 FINANCE COSTS		
Interest on		
Interest Expense	671.97	547.48
Bank and other finance charges	87.08	47.50
	759.05	594.98

Particulars	Amount (Rs. in Lakhs)	
	For the year ended March 31, 2024	For the year ended March 31, 2023
27 OTHER EXPENSES		
Advertisement Expenses	0.65	2.76
Audit Fees	1.25	1.10
Business Development Expenses	7.16	13.94
Courier & Postage Expenses	9.98	4.36
Donation Expense	47.95	30.11
Electrical Expenses	32.17	10.99
Export Expenses	195.32	282.91
Factory / General Expenses	21.26	11.84
GPCB Fees (for Oncology)	8.15	-
Insurance Expenses	23.12	18.23
Legal and Professional Fees	154.91	76.80
Licence Charges	-	2.01
Loading & Unloading Charges	0.02	0.21
Hygienic Maintenance Expenses	7.78	2.09
Membership Fees Expenses	0.74	0.89
Packing Expenses	-	9.38
Power & Fuel Expenses	392.90	240.68
Product Registration Expenses	16.29	72.54
Provision for Doubtful Debts	1.46	1.55
Rates & Taxes	1.38	0.42
Repairs & Maintainance		
- Machinery	5.53	3.54
- Factory Building	19.60	9.60
- Computer	20.40	6.27
- Others	7.60	0.42
Security Expenses	39.69	16.04
Stationery Expenses	3.40	21.27
Stores & Spares / Consumable Expenses	-	24.72
GST & TDS Interest Expenses	2.54	1.27
Telephone / Mobile / Internet Expenses	5.14	6.37
Testing & Analysis / Laboratory Expenses	24.89	8.20
Travelling & Conveyance Expenses	33.32	28.30
Vatav & Kasar Expenses	-	3.31
Vehicle Expenses	13.48	6.07
R&D Expenditure		
Material Stores&consumable (R&D)	-	12.21
Power & Fuel Exp. (R&D)	-	38.25
Testing & Analysis/Laboratory Expense (R&D)	54.60	10.12
Income Tax Exp/(W/O- PL)	-	11.51
Vat Exp.		
	1,152.68	990.27
Note: (a)		
Payment to auditor		
As auditor:		
Audit fee	1.25	1.10
Limited review	-	-
	1.25	1.10

28 INCOME TAX

The major component of income tax expenses for the year ended March 31, 2024 and March 31, 2023 are as under

		Amount (Rs. in Lakhs)			
		For the year ended March 31, 2024	For the year ended March 31, 2023		
a)	Profit and loss section				
	Current income tax:				
	Current income tax charge	273.65	174.31		
	Adjustment in respect of current income tax of previous years	-	-		
	Deferred tax:				
	Relating to origination and reversal of temporary differences	422.88	411.75		
	Tax expenses reported in statement of profit and loss	696.53	586.06		
		March 31, 2024 (Rs. in Lakhs)	March 31, 2023 (Rs. in Lakhs)		
b)	OCI section				
	Deferred tax related to items recognised in OCI during the year				
	Net loss/(gain) on remeasurements of defined benefit plans	4.12	8.20		
	Income tax charged to OCI	4.12	8.20		
		Amount (Rs. in Lakhs)	Amount (Rs. in Lakhs)		
		For the year ended March 31, 2024	For the year ended March 31, 2023		
(c)	Reconciliation of tax expense and the accounting profit multiplied by India's domestic tax rate for March 31, 2024 and March 31, 2023				
	Accounting (loss) before taxation	1,589.97	1,687.61		
	India's domestic tax rate	27.82%	27.82%		
	Tax using the Company's domestic rate	442	469		
	Tax effect of				
	Tax provision due to difference in MAT rate and normal tax rate				
	Temporary differences on which deferred tax not created	13.34	8.38		
	Non-deductible expenses	0.71	11.76		
	Deferred Tax on Actuarial gain transferred to OCI	4.12	8.20		
	Adjustment of earlier years	-	-		
	Others	(37.61)	(86.08)		
	Income tax expenses charged to profit and loss	422.88	411.75		
d)	Deferred tax liability (net)				
	Particulars	Balance Sheet		Statement of Profit and Loss	
		March 31, 2024	March 31, 2023	March 31, 2024	March 31, 2023
		(Rs. in Lakhs)	(Rs. in Lakhs)	(Rs. in Lakhs)	(Rs. in Lakhs)
	Deferred tax liabilities:				
	Book V/s tax WDV impact	1,649.63	1,164.50	485.12	415.03
	Income tax effect on re-measurement gains (losses) on defined benefit plans	(69.08)	(57.72)	(11.36)	(34.91)
	MAT Credit Entitlement	-	-	-	43.89
	Notional Income on Investment	-	3.53	(3.53)	3.53
	Unamortised Loan Processing Fees	6.81	8.42	(1.60)	8.42
		1,587.36	1,118.73	468.63	435.95

29 Financial instruments, financial risk and capital management
29.1 Category-wise classification of financial instruments:

Particulars	Refer note	As at March 31, 2024			Carrying value
		Fair Value through other Comprehensive Income	Fair Value through other Profit & Loss	Amortised Cost	
Financial Asset					
Investments	4	-	-	1.00	1.00
Trade receivables	8	-	-	2,091.25	2,091.25
Cash and Cash Equivalents	9	-	-	25.59	25.59
Loans	5	-	-	37.78	37.78
Total		-	-	2,155.62	2,155.62
Financial Liabilities					
Borrowings	14	-	-	6,883.50	6,883.50
Trade payables	17	-	-	2,745.34	2,745.34
Other financial liabilities	18	-	-	1,051.66	1,051.66
Total		-	-	10,680.51	10,680.51

Particulars	Refer note	As at March 31, 2023			Carrying value
		Fair Value through other Comprehensive Income	Fair Value through other Profit & Loss	Amortised Cost	
Financial Asset					
Investments	4	-	342.93	1.00	343.93
Trade receivables	8	-	-	2,207.57	2,207.57
Cash and Cash Equivalents	9	-	-	9.13	9.13
Loans	5	-	-	37.78	37.78
Total		-	342.93	2,255.47	2,598.40
Financial Liabilities					
Borrowings	14	-	-	11,124.47	11,124.47
Trade payables	17	-	-	2,608.80	2,608.80
Other financial liabilities	18	-	-	793.33	793.33
Total		-	-	14,526.60	14,526.60

Carrying amounts of cash and cash equivalents, trade receivables, investments, unbilled revenues, loans, trade payables and other payables as at March 31, 2024 and March 31, 2023 approximate the fair value because of their short-term nature. Difference between carrying amounts and fair values of bank deposits, other financial assets, other financial liabilities and borrowings subsequently measured at amortised cost is not significant in each of the years presented.

29.2 Financial Instrument measured at amortised cost

The carrying amount of financial assets and financial liabilities measured at amortised cost in the financial statements are a reasonable approximation of their fair values since the Company does not anticipate that the carrying amounts would be significantly different from the values that would eventually be received or settled.

29.3 Fair Value hierarchy

Quantitative disclosures fair value measurement hierarchy for financial assets and financial liabilities:

Particulars	As at March 31, 2024			Total
	Quoted market prices (Level 1)	Significant observable inputs (Level 2)	Significant unobservable inputs (Level 3)	
Assets				
Investment in Mutual fund (refer note 4)	-	-	-	-
Total	-	-	-	-

Particulars	As at March 31, 2023			Total
	Quoted market prices (Level 1)	Significant observable inputs (Level 2)	Significant unobservable inputs (Level 3)	
Assets				
Investment in Mutual fund (refer note 4)	342.93	-	-	342.93
Total	-	-	-	-

29.4 FINANCIAL RISK OBJECTIVE AND POLICIES

The Company's principal financial liabilities, comprise loans and borrowings and trade and other payables. The main purpose of these financial liabilities is to finance the Company's operations/projects. The Company's principal financial assets include loans, security and other deposits trade and lease receivables, and cash and cash equivalents that derive directly from its operations.

i) Interest rate risk

The Company is exposed to changes in market interest rates due to financing, investing and cash management activities. Currently the Company's exposure to the risk of changes in market interest rates relates primarily to the Company's short-term debt obligations with fixed interest rates. As at March 31, 2024, all the borrowings are at fixed rate of interest.

ii) Credit risk

Credit risk is the risk that counterparty will not meet its obligations under a financial instrument or customer contract, leading to a financial loss. The Company is exposed to credit risk from its operating activities (primarily trade receivables and other financial assets), including deposits with banks and other financial instruments.

Customer credit risk is managed by the Company's established policy, procedures and control relating to customer credit risk management. Credit quality of a customer is assessed based on an extensive evaluation and individual credit limits are defined in accordance with this assessment.

An impairment analysis is performed at each reporting date on an individual basis for major clients. In addition, a large number of minor receivables are grouped into homogenous groups and assessed for impairment collectively. The calculation is based on historical data.

Credit risk from balances with banks is managed by the Company's treasury department in accordance with the Company's policy.

iii) Concentrations of Credit Risk form part of Credit Risk

The Company is engaged in the business of manufacturing and selling of various pharmaceutical products. Besides, the business of the Company is scatted across the customers and geographies. Therefore, there is no concentration of credit risk for the business of the Company.

iv) Liquidity risk

Liquidity risk is the risk that the Company will encounter difficulty in raising funds to meet commitments associated with financial instruments that are settled by delivering cash or another financial asset. Liquidity risk may result from an inability to sell a financial asset quickly at close to its fair value.

The Company has an established liquidity risk management framework for managing its short term, medium term and long term funding and liquidity management requirements. The Company's exposure to liquidity risk arises primarily from mismatches of the maturities of financial assets and liabilities. The Company manages the liquidity risk by maintaining adequate funds in cash and cash equivalents. The Company also has adequate credit facilities agreed with banks to ensure that there is sufficient cash to meet all its normal operating commitments in a timely and cost-effective manner.

The table below analysis derivative and non-derivative financial liabilities of the Company into relevant maturity groupings based on the remaining period from the reporting date to the contractual maturity date. The amounts disclosed in the table are the contractual undiscounted cash flows

Contractual maturities of financial liabilities as at March 31, 2024	Refer Note	On demand	within 1 year	Over 1 year Within 3 years	Over 3 years Within 5 years	Over 5 years	Total
Borrowings	14	-	1,388.00	5,495.50	-	-	6,883.50
Other financial liabilities	18	-	1,051.66	-	-	-	1,051.66
Trade and other payables	17	-	2,745.34	-	-	-	2,745.34
Total		-	5,185.00	5,495.50	-	-	10,680.51

Contractual maturities of financial liabilities as at March 31, 2023	Refer Note	On demand	within 1 year	Over 1 year Within 3 years	Over 3 years Within 5 years	Over 5 years	Total
Borrowings	14	-	1,301.67	9,822.80	-	-	11,124.47
Other financial liabilities	18	-	793.33	-	-	-	793.33
Trade and other payables	17	-	2,608.80	-	-	-	2,608.80
Total		-	4,703.80	9,822.80	-	-	14,526.60

The table has been drawn up based on the undiscounted contractual maturities of the financial liabilities including interest that will be paid on those liabilities up to the maturity of the instruments.

29.5 Capital management

For the purposes of the company's capital management, capital includes issued capital and all other equity reserves. The primary objective of the company's capital management is to maximize shareholder value. The company manages its capital structure and makes adjustments in the light of changes in economic environment and the requirements of the financial covenants.

The company monitors capital using gearing ratio, which is net debt (total debt less cash and cash equivalents) divided by total capital plus net debt.

Particulars	Refer note	March 31, 2024	March 31, 2023
Total Borrowings	14,18	7,935.16	11,917.80
Less: Cash and bank balance	9	25.59	9.13
Net Debt (A)		7,909.58	11,908.67
Total Equity (B)	11,12,13	26,241.63	17,343.23
Total Equity and net debt (C = A + B)		34,151.20	29,251.90
Gearing ratio		23.16%	40.71%

30 EARNINGS PER SHARE

	Amount (Rs. in Lakhs)	
	For the year ended March 31, 2024	For the year ended March 31, 2023
Earnings attributable to equity shareholders of the Company	1,156.41	1,254.58
Weighted average number of equity shares	205.25	185.93
Basic and Diluted earning per share (in Rs.)	5.63	6.75

**31 Capital commitments & other commitment
Capital commitments**

Particulars	As at March 31, 2024	As at March 31, 2023
Estimated amount of contracts (net of advances) remaining to be executed on capital account and not provided for	-	-

32 Contingent liabilities not provided for

Based on the information available with the Company, there is no contingent liability as at March 31, 2024 (as at March 31, 2023 NIL).

33 Segment information

The Company is primarily engaged in one business segment, namely the manufacturing of Pharmaceutical products as determined by the chief operational decision maker, in accordance with Ind AS - 108 "Segment Reporting".

Considering the interrelationship of various activities of the business, the chief operational decision maker monitors the operating results of its business segment on an overall basis. Segment performance is evaluated based on profit or loss and is measured consistently with profit or loss in the financial statements.

34 DISCLOSURES AS REQUIRED BY IND AS - 19 EMPLOYEE BENEFITS

- a) The company has recognised, in the Statement of Profit and Loss for the current year, an amount of Rs. 12.74 lacs (previous year Rs. 8.56 lacs) as expenses under the following defined contribution plan.

Contribution to	2023-24	2022-23
Provident Fund	12.74	8.56

- b) The company has a defined gratuity plan which is unfunded. Under the plan every employee who has completed at least five year of service gets a gratuity on departure at 15 days salary (last drawn salary) for each completed year of service. The following tables summaries the component of the net benefits expense recognised in the statement of profit and loss account and amounts recognized in the balance sheet for the respective plan.

Particulars	Year ended March 31, 2024	Year ended March 31, 2023
-------------	------------------------------	------------------------------

a) **Changes in present value of the defined benefit obligation are as follows:**

Present value of the defined benefit obligation at the beginning of the year	203.97	148.50
Current service cost	24.84	25.99
Interest cost	-	-
Re-measurement (or Actuarial) (gain) / loss arising from:		
- change in demographic assumptions	-	-
- change in financial assumptions	19.50	29.49
- experience variance	-	-
Benefits paid	-	-
Acquisition Adjustment	-	-
Present value of the defined benefit obligation at the end of the year	248.31	203.97

Particulars	Year ended March 31, 2024	Year ended March 31, 2023
b) Net asset/(liability) recognised in the balance sheet		
Present value of the defined benefit obligation at the end of the year	248.31	203.97
Amount recognised in the balance sheet	(248.31)	(203.97)
Net (liability)/asset - Current	(19.50)	(29.49)
Net (liability)/asset - Non-current	(228.81)	(174.48)
c) Expense recognised in the statement of profit and loss for the year		
Current service cost	24.84	25.99
Interest cost on benefit obligation	-	-
Total Expense included in employee benefits expense	24.84	25.99
d) Recognised in Other Comprehensive Income for the year		
Opening Cumulative unrecognized actuarial (gain)/loss	89.79	60.30
Actuarial (gain)/losses arising from		
- change in demographic assumptions	-	-
- change in financial assumptions	19.50	29.49
- experience variance	-	-
Recognised in comprehensive income	109.29	89.79
e) Maturity Profile of Defined Benefit Obligation		
Particulars	March 31, 2024	March 31, 2023
Weighted average duration (based on discounted cash flows)	15 years	15 years
f) Maturity Profile of Defined Benefit Obligation		
Particulars	Amount	
01 Apr 2024 to 31 Mar 2025	8.27	
01 Apr 2025 to 31 Mar 2026	3.72	
01 Apr 2026 to 31 Mar 2027	4.07	
01 Apr 2027 to 31 Mar 2028	2.06	
01 Apr 2028 to 31 Mar 2029	7.68	
01 Apr 2029 Onwards	222.52	

Sensitivity Analysis Method

The sensitivity analysis have been determined based on reasonably possible changes of the assumptions occurring at the end of the reporting period, while holding all other assumptions constant.

g) The principle assumptions used in determining gratuity obligations are as follows:

Particulars	Year ended March 31, 2024	Year ended March 31, 2023
Discount rate	7.10% p.a.	7.25% p.a.
Rate of escalation in salary (per annum)	14.00% p.a.	10.00% p.a.
Mortality	As per table of sample mortality from India	As per table of sample mortality from India
	Assured Lives Mortality (2012-14)	Assured Lives Mortality (2012-14)
Attrition rate	5% p.a.	5% p.a.

The estimates of future salary increases, considered in actuarial valuation, take account of inflation, seniority, promotion and other relevant factors, such as supply and demand in the employment market.

35 Information required to be furnished as per Section 22 of the Micro, Small and Medium Enterprises Development Act, 2006 (MSMED Act) and Schedule III of the Companies Act, 2013 for the year ended March 31, 2024.

Particulars	Year ended March 31, 2024	Year ended March 31, 2023
Principal amount and interest due thereon remaining unpaid to any supplier as at the end of each accounting year.		
- Principal	Nil	Nil
- Interest	Nil	Nil
The amount of interest paid by the buyer in terms of section 16, of the Micro Small and Medium Enterprise Development Act, 2006 along with the amounts of the payment made to the supplier beyond the appointed day during each accounting year	Nil	Nil
The amount of interest due and payable for the period of delay in making payment (which have been paid but beyond the appointed day during the year) but without adding the interest specified under Micro Small and Medium Enterprise Development Act, 2006.	Nil	Nil
The amount of interest accrued and remaining unpaid at the end of each accounting year; and	Nil	Nil
The amount of further interest remaining due and payable even in the succeeding years, until such date when the interest dues as above are actually paid to the small enterprise for the purpose of disallowance as a deductible expenditure under section 23 of the MSMED Act 2006.	Nil	Nil

36 STANDARD ISSUED BUT NOT EFFECTIVE

As at the date of issue of financial statements, there are no new standards or amendments which have been notified by the MCA but not yet adopted by the Company. Hence, the disclosure is not applicable.

37 RELATED PARTIES TRANSACTIONS

Particulars	Name of Company
Wholly owned Subsidiary Company	Sakar Oncology Private Limited
Key managerial personnel	Sanjay Shah, Director
	Rita Shah, Director
	Aarsh Shah, Director
Relative of Key managerial personnel	Ayushi Shah

Terms and conditions of transactions with related parties

Outstanding balances of related parties at the year-end are unsecured and settlement occurs in cash. There have been no guarantees provided or received for any related party receivables or payables. For the year ended March 31, 2024, the Company has not recorded any impairment of receivables relating to amounts owed by related parties. This assessment is undertaken each financial year through examining the financial position of the related party and the market in which the related party operates.

Notes:

- (i) The names of the related parties and nature of the relationships where control exists are disclosed irrespective of whether or not there have been transactions between the related parties. For others, the names and the nature of relationships is disclosed only when the transactions are entered into by the Company with the related parties during the existence of the related party relationship.
- (ii) Aggregate of transactions for the year ended with these parties have been given below.

Transactions	Name of Related Party	March 31, 2024	March 31, 2023
Remuneration Paid	Sanjay Shah, Director	48.00	48.00
	Rita Shah, Director	12.00	12.00
	Aarsh Shah, Director	36.00	36.00
Salary Paid	Ayushi Shah	4.80	4.80
Shares Allotted	Sanjay Shah, Director	-	-
Unsecured Loan			
Loan Accepted	Aarsh Shah, Director	143.07	36.20
Loan Repaid	Aarsh Shah, Director	213.74	-
Loan Accepted	Sanjay Shah, Director	110.95	130.00
Loan Repaid	Sanjay Shah, Director	280.24	-
Closing Balances			
Unsecured Loan	Sanjay Shah, Director	231.76	389.97
	Aarsh Shah, Director	33.61	117.41
	Sakar Oncology Private Limited	7.72	7.72

38 EVENT OCCURRED AFTER THE BALANCE SHEET DATE

The Company evaluates events and transactions that occur subsequent to the balance sheet date but prior to the approval of financial statements to determine the necessity for recognition and/or reporting of any of these events and transactions in the financial statements. As of 21st May, 2024, there were no subsequent events to be recognised or reported that are not already disclosed.

39 Ratios to be disclosed

Particulars	Items included in numerator and denominator	Ratio as at March 31, 2024	Ratio as at March 31, 2023	Variation	Remarks
(a) Current Ratio	Current Assets (including Bank Deposits having maturity of more than 1 year)/ Current Liabilities	1.21	1.03	18.13%	-
(b) Debt-Equity Ratio	Net Debt/Total Equity	0.30	0.69	-56.00%	Note-1
(c) Debt Service Coverage Ratio	Earnings before Interest, Depreciation, Tax and Foreign Exchange Loss or (Gain) (net) / (Interest + Finance charges + Repayment of long-term debt made during the period (net of refinance))	0.72	2.00	-64.08%	Note-2
(d) Return on Equity Ratio	Net Profit after Taxes Average Shareholder's Equity	4.45%	7.36%	-2.91%	-
(e) Inventory turnover ratio	Cost of Goods Sold Average Stock	3.88	4.97	-21.93%	-
(f) Trade Receivables turnover ratio	Revenue from operations Average Trade Receivables	7.13	7.36	-3.06%	-
(g) Trade payables turnover ratio	Operating expenses + Other expenses Average Trade Payables	3.59	2.64	35.85%	Note-3
(h) Net capital turnover ratio	Revenue from Operations Net Working Capital	12.14	88.95	-86.35%	Note-4
(i) Net profit ratio	Profit After Tax Total Income	7.61%	9.57%	-20.45%	-
(j) Return on Capital employed	Earnings before Interest, Tax and Foreign Exchange Loss or (Gain) (net) /Average Capital Employed (Shareholders Fund+Long Term Borrowing+ Current Maturities of Borrowings+Short term borrowings)	6.86%	7.93%	-1.07%	-
(k) Return on investment	Profit After Tax Average Shareholders Fund	0.00%	3.70%	-3.70%	-

Notes

- The loan has been repaid during the year hence there has been a significant change in the Debt-Equity Ratio.
- Debt Service coverage ratio has been decreased due to a substantial decrease in borrowings.
- The increase in ratio is primarily due to increase in the average payment to trade payables.
- Working Capital of the company has increased significantly but sales has not increased in same proportion , hence there is a decrease in Net Capital Turnover Ratio.

40 The Company has defined process to take full back-up of books of account maintained electronically on daily basis and it maintains the daily log of such back-up for cyclic period of 1 week.

41 The Company has used accounting software for maintaining its books of account which has a feature of recording audit trail (edit log) facility and the same has operated throughout the year for all relevant transactions recorded in the software. Further, there are no instance of audit trail feature being tampered with.

42 Previous year figures are regrouped wherever necessary.

The accompanying notes form an integral part of financials statements

As per our report of even date
For J.S.SHAH & CO.
Chartered Accountants
Firm Registration No.:132059W
Jaimin S Shah
Partner
Membership No. 138488
UDIN: 24138488BKBHNM8520
Place : Ahmedabad
Date : 21st May, 2024

For and on behalf of the Board Sakar Healthcare Limited

Sanjay S. Shah
Managing Director
DIN: 01515296

Dharmesh Thaker
Chief Financial Officer
Place : Ahmedabad
Date : 21st May, 2024

Aarsh S. Shah
Joint Managing Director
DIN: 05294294

Bharat Soni
Company Secretary

INDEPENDENT AUDITOR'S REPORT

To,
The Members,
SAKAR HEALTHCARE LIMITED

REPORT ON THE AUDIT OF THE CONSOLIDATED FINANCIAL STATEMENTS

Opinion

We have audited the accompanying consolidated financial statements of Sakar Healthcare Limited (“the Parent”) and its subsidiaries, (the Parent and its subsidiaries together referred to as “the Group”) which includes the Group’s share of profit in its associates and joint ventures, which comprise the Consolidated Balance Sheet as at March 31, 2024, and the Consolidated Statement of Profit and Loss (including Other Comprehensive Income), the Consolidated Cash Flow Statement and the Consolidated Statement of Changes in Equity for the year then ended, and a summary of significant accounting policies and other explanatory information (hereinafter referred to as “the Consolidated Financial Statements”).

In our opinion and to the best of our information and according to the explanations given to us based on the consideration of other auditors reports on separate financial statements of the subsidiaries, the aforesaid consolidated financial statements give the information required by the Companies Act, 2013 (“the Act”) in the manner so required and give a true and fair view in conformity with the Indian Accounting Standards prescribed under section 133 of the Act read with the Companies (Indian Accounting Standards) Rules, 2015, as amended (‘Ind AS’), and other accounting principles generally accepted in India, of the consolidated state of affairs of the Group as at March 31, 2024, and their consolidated profit, their consolidated total comprehensive income, their consolidated cash flows and their consolidated changes in equity for the year ended on that date.

Basis for opinion

We conducted our audit of the consolidated financial statements in accordance with the Standards on Auditing specified under section 143(10) of the Act (“SAs”). Our responsibilities under those Standards are further described in the Auditor’s Responsibility for the Audit of the Consolidated Financial Statements section of our report. We are independent of the Group and its subsidiaries in accordance with the Code of Ethics issued by the Institute of Chartered Accountants of India (“ICAI”) together with the ethical requirements that are relevant to our audit of the consolidated financial statements under the provisions of the Act and the Rules made thereunder, and we have fulfilled our other ethical responsibilities in accordance with these requirements and the ICAI’s Code of Ethics. We believe that the audit evidence obtained by us, is sufficient and appropriate to provide a basis for our audit opinion on the consolidated financial statements.

Key audit matters

Key audit matters are those matters that, in our professional judgment, were of most significance in our audit of the Financial Statements of the current period. These matters were addressed in the context of our audit of the Financial Statements as a whole, and in forming our opinion thereon, and we do not provide a separate opinion on these matters. We have determined the matters described below to be the key audit matters to be communicated in our report.

The Key Audit matter	How our audit addressed the key audit matter
<p>Existence and Valuation of Inventory: The Company has an inventory balance of Rs. 27,73,23,266/- as disclosed note 7 of the accompanying financial statements, Refer notes for the accounting policy adopted by the management with respect to inventory balance.</p> <p>With respect to existence of inventory as at year end, there is an inherent risk of loss from theft or possible mala fide intent, due to the high intrinsic value and portable nature of individual inventory items.</p> <p>With respect to valuation of the inventory, the company purchased into the respective cost categories purchase into the respective cost categories defined by the management based on price based and other physical characteristics</p>	<p>As part of our audit procedures: Obtained an understanding of the management’s process for physical verification, recognition and measurement of purchase cost of manufactured items.</p> <p>Evaluated the tested the operating effectiveness of control implemented by the company with respect to such process including control around safeguarding the high value of inventory items.</p> <p>Assessed the appropriateness of accounting policy and management valuation methodology adopted by the management.</p> <p>On sample basis, tested invoice and other underlying records to validate the costs and characteristics basis which the inventory is categorized for inventory management and valuation.</p> <p>Consequently, we have performed alternate procedures to audit the existence of inventory as per the guidance provided in SA 501 “Audit Evidence - Specific Considerations for Selected Items” and have obtained sufficient appropriate audit evidence to issue our opinion on these Standalone Financial Results. Our report on the Statement is not modified in respect of the above matters.</p>

Other Information

The Holding Company's Board of Directors is responsible for the other information. The other information comprises the information included in the Chairman's letter, Management Discussion and Analysis, Business Responsibility and Sustainability Report, Corporate Governance and Director's Report, but does not include the consolidated financial statements and our auditor's report thereon.

Our opinion on the consolidated financial statements does not cover the other information and we do not express any form of assurance conclusion thereon.

In connection with our audit of the consolidated financial statements, our responsibility is to read the other information and, in doing so, consider whether such other information is materially inconsistent with the consolidated financial statements or our knowledge obtained in the audit or otherwise appears to be materially misstated. If, based on the work we have performed, we conclude that there is material misstatement of this other information, we are required to report that fact. We have nothing to report in this regard.

Management's Responsibility for the Consolidated Financial Statements

The Parent's Board of Directors is responsible for the matters stated in section 134(5) of the Act with respect to the preparation of these consolidated financial statements that give a true and fair view of the consolidated financial position, consolidated financial performance including other comprehensive income, consolidated cash flows and consolidated changes in equity of the Group in accordance with the Ind AS and other accounting principles generally accepted in India. The respective Board of Directors of the companies included in the Group are responsible for maintenance of adequate accounting records in accordance with the provisions of the Act for safeguarding the assets of the Group for preventing and detecting frauds and other irregularities; selection and application of appropriate accounting policies; making judgments and estimates that are reasonable and prudent; and design, implementation and maintenance of adequate internal financial controls, that were operating effectively for ensuring the accuracy and completeness of the accounting records, relevant to the preparation and presentation of the financial statements that give a true and fair view and are free from material misstatement, whether due to fraud or error, which have been used for the purpose of preparation of the consolidated financial statements by the Directors of the Parent, as aforesaid.

In preparing the consolidated financial statements, the respective Board of Directors of the companies included in the Group are responsible for assessing the ability of the respective entities to continue as a going concern, disclosing, as applicable, matters related to going concern and using the going concern basis of accounting unless the respective Board of Directors either intends to liquidate their respective entities or to cease operations, or has no realistic alternative but to do so.

The respective Board of Directors of the companies included in the Group are also responsible for overseeing the financial reporting process of the Group.

Auditor's Responsibilities for the Audit of the Consolidated Financial Statements

Our objectives are to obtain reasonable assurance about whether the consolidated financial statements as a whole are free from material misstatement, whether due to fraud or error, and to issue an auditor's report that includes our opinion. Reasonable assurance is a high level of assurance, but is not a guarantee that an audit conducted in accordance with SAs will always detect a material misstatement when it exists. Misstatements can arise from fraud or error and are considered material if, individually or in the aggregate, they could reasonably be expected to influence the economic decisions of users taken on the basis of these consolidated financial statements.

As part of an audit in accordance with SAs, we exercise professional judgment and maintain professional skepticism throughout the audit. We also:

- Identify and assess the risks of material misstatement of the consolidated financial statements, whether due to fraud or error, design and perform audit procedures responsive to those risks, and obtain audit evidence that is sufficient and appropriate to provide a basis for our opinion. The risk of not detecting a material misstatement resulting from fraud is higher than for one resulting from error, as fraud may involve collusion, forgery, intentional omissions, misrepresentations, or the override of internal control.
- Obtain an understanding of internal financial control relevant to the audit in order to design audit procedures that are appropriate in the circumstances. Under section 143(3)(i) of the Act, we are also responsible for expressing our opinion on whether the Parent has adequate internal financial controls system in place and the operating effectiveness of such controls.
- Evaluate the appropriateness of accounting policies used and the reasonableness of accounting estimates and related disclosures made by the management.
- Conclude on the appropriateness of management's use of the going concern basis of accounting and, based on the audit evidence obtained, whether a material uncertainty exists related to events or conditions that may cast significant

doubt on the ability of the Group to continue as a going concern. If we conclude that a material uncertainty exists, we are required to draw attention in our auditor's report to the related disclosures in the consolidated financial statements or, if such disclosures are inadequate, to modify our opinion. Our conclusions are based on the audit evidence obtained up to the date of our auditor's report. However, future events or conditions may cause the Group to cease to continue as a going concern.

- Evaluate the overall presentation, structure and content of the consolidated financial statements, including the disclosures, and whether the consolidated financial statements represent the underlying transactions and events in a manner that achieves fair presentation.
- Obtain sufficient appropriate audit evidence regarding the financial information of the entities within the Group to express an opinion on the consolidated financial statements. We are responsible for the direction, supervision and performance of the audit of the financial statements of such entities and its business activities included in the consolidated financial statements of which we are the independent auditors. For the entities and the branch and their business activities included in the consolidated financial statements, which have been audited by the other auditors or the branch auditor, such other auditor and the branch auditor remain responsible for the direction, supervision and performance of the audits carried out by them. We remain solely responsible for our audit opinion.

Materiality is the magnitude of misstatements in the consolidated financial statements that, individually or in aggregate, makes it probable that the economic decisions of a reasonably knowledgeable user of the consolidated financial statements may be influenced. We consider quantitative materiality and qualitative factors in (i) planning the scope of our audit work and in evaluating the results of our work; and (ii) to evaluate the effect of any identified misstatements in the consolidated financial statements.

We communicate with those charged with governance of the Parent and such other entities included in the consolidated financial statements of which we are the independent auditors regarding, among other matters, the planned scope and timing of the audit and significant audit findings, including any significant deficiencies in internal control that we identify during our audit.

We also provide those charged with governance with a statement that we have complied with relevant ethical requirements regarding independence, and to communicate with them all relationships and other matters that may reasonably be thought to bear on our independence, and where applicable, related safeguards.

From the matters communicated with those charged with governance, we determine those matters that were of most significance in the audit of the consolidated financial statements of the current year and are therefore the key audit matters. We describe these matters in our auditor's report unless law or regulation precludes public disclosure about the matter or when, in extremely rare circumstances, we determine that a matter should not be communicated in our report because the adverse consequences of doing so would reasonably be expected to outweigh the public interest benefits of such communication.

Other Matter

- (a) We did not audit the financial statements and other financial information, in respect of Subsidiary, whose financial statements include total assets of Rs. Nil as at 31st march, 2024 and total revenues of Rs. Nil and net cash outflows of Rs. Nil for the year ended on that date. These financial statements and other financial information have been audited by other auditors, which financial statements, other financial information and auditor's reports have been furnished to us by the management. Our opinion on the consolidated financial statements, in so far as it relates to the amounts and disclosures included in respect of these subsidiary, and our report in terms of sub-sections(3) of section 143 of the Act, in so far as it relates to the aforesaid subsidiary, is based solely on the reports of such other auditors.

Our opinion on the consolidated financial statements above and our report on Other Legal and Regulatory Requirements below, is not modified in respect of the above matters with respect to our reliance on the work done and the financial statements certified by the Management.

Report on Other Legal and Regulatory Requirements

1. As required by section 143(3) of the Act, based on our audit and on the consideration of the reports of the other auditors on the separate financial statements of the subsidiaries referred to in the Other Matters mention above, we report, to the extent applicable that:
 - a) We have sought and obtained all the information and explanations which to the best of our knowledge and belief were necessary for the purposes of our audit of the aforesaid consolidated financial statements.
 - b) In our opinion, proper books of account as required by law relating to preparation of the aforesaid consolidated financial statements have been kept, so far as it appears from our examination of those books and the reports.
 - c) The Consolidated Balance Sheet, the Consolidated Statement of Profit and Loss including Other Comprehensive Income, the Consolidated Cash Flow Statement and the Consolidated Statement of Changes in Equity dealt

with by this report are in agreement with the relevant books of account maintained for the purpose of preparation of the consolidated financial statements.

- d) In our opinion, the aforesaid consolidated financial statements comply with the Ind AS specified under section 133 of the Act.
- e) On the basis of the written representations received from the directors of the Parent as on March 31, 2024 taken on record by the Board of Directors of the Parent and the reports of the statutory auditors of its subsidiary companies incorporated in India, none of the directors of the Group companies, incorporated in India, is disqualified as on March 31, 2023 from being appointed as a director in terms of section 164(2) of the Act.
- f) With respect to the adequacy of the internal financial controls over financial reporting and the operating effectiveness of such controls, refer to our separate report in the “Annexure A” which is based on the auditors’ reports of the Parent, subsidiary companies incorporated in India. Our report expresses an unmodified opinion on the adequacy and operating effectiveness of internal financial controls over financial reporting of those companies.
- g) With respect to the other matters to be included in the Auditor’s Report in accordance with the requirements of section 197(16) of the Act, as amended, in our opinion and to the best of our information and according to the explanations given to us and based on the auditor’s report of subsidiary companies and a joint venture company, incorporated in India, the remuneration paid by the Parent and such subsidiary companies, to their directors during the year is in accordance with the provisions of section 197 of the Act.
- h) With respect to the other matters to be included in the Auditor’s Report in accordance with Rule 11 of the Companies (Audit and Auditors) Rules, 2014, as amended, in our opinion and to the best of our information and according to the explanations given to us:
- i) The consolidated financial statements disclose the impact of pending litigations on the consolidated financial position of the Group.

Name of the Statue	Nature of the dues	Amount involved	Period to which the Amount relates	Forum where the dispute is pending
Income Tax Act	Income Tax demand	Rs.5,14,148/-	Assessment Year 2020-21	Tax Appellate Tribunal
Income Tax Act	Income Tax demand	Rs.7,16,39,740/-	Assessment Year 2020-21	Tax Appellate Tribunal

- ii) The Group did not have any material foreseeable losses on long-term contracts including derivative contracts.
- iii) There has been no delay in transferring amounts, required to be transferred, to the Investor Education and Protection Fund by the Parent and its subsidiary companies.
- iv) (a) The respective Managements of the Parent and its subsidiaries which are companies incorporated in India, whose financial statements have been audited under the Act, no funds have been advanced or loaned or invested (either from borrowed funds or share premium or any other sources or kind of funds) by the Parent or any of such subsidiaries or in any other person or entity, including foreign entities (“Intermediaries”), with the understanding, whether recorded in writing or otherwise, that the Intermediary shall, directly or indirectly lend or invest in other persons or entities identified in any manner whatsoever by or on behalf of the Parent or any of such subsidiaries
- v) Based on our examination which included test checks, the company has used an accounting software for maintaining its books of account which have a feature of recording audit trail (edit log) facility and the same was operated throughout the year for all relevant transactions recorded in the software.
- (b) The respective Managements of the Parent and its subsidiaries, which are companies incorporated in India, whose financial statements have been audited under the Act, have represented to us that, to the best of their knowledge and belief, no funds have been received by the Parent or any of such subsidiaries, from any person or entity, including foreign entities (“Funding Parties”), with the understanding, whether recorded in writing or otherwise, that the Parent or any of such subsidiaries shall, directly or indirectly, lend or invest in other persons or entities identified in any manner whatsoever by or on behalf of the Funding Party (“Ultimate Beneficiaries”) or provide any guarantee, security or the like on behalf of the Ultimate Beneficiaries.
- (c) Based on the audit procedures performed that have been considered reasonable and appropriate in the circumstances performed by us and that performed by the auditors of the subsidiaries which are companies incorporated in India whose financial statements have been audited under the Act, nothing has come to

our or other auditor's notice that has caused us or the other auditors to believe that the representations under sub-clause (i) and (ii) of Rule 11(e), as provided under (a) and (b) above, contain any material misstatement.

2. With respect to the matters specified in clause (xxi) of paragraph 3 and paragraph 4 of the Companies (Auditor's Report) Order, 2020 ("CARO"/ the order") issued by the central Government in terms of section 143(11) of the Act, according to the information and explanations given to us, and based on CARO reports issued by us and the auditors of respective companies included in the Consolidated Financial Statements to which reporting under CARO is applicable, as provided to us by the Management of the parent, we report that there are no qualifications or adverse remarks by the respective auditors in the CARO reports of the said respective companies included in the Consolidated Financial Statements.

For J S Shah & Co
Chartered Accountants

FRN: 132059W

Jaimin S Shah

Partner

Membership No. : 138488

UDIN : 24138488BKBHNN2913

Place : Ahmedabad

Date : 21.05.2024

Annexure to the Independent Auditor's Report (Referred to in paragraph 1(g) under 'Report on Other Legal and Regulatory Requirements' section of our report of even date)

Report On The Internal Financial Controls Over Financial Reporting Under Clause (I) Of Sub-Section 3 Of Section 143 Of The Companies Act, 2013 ("The Act")

In conjunction with our audit of the consolidated financial statements of the Company as of and for the year ended March 31, 2024, we have audited the internal financial controls over financial reporting of Sakar Healthcare Limited) (hereinafter referred to as "Parent") and its subsidiary companies which are companies incorporated in India, as of that date.

Management's Responsibility for Internal Financial Controls

The respective Board of Directors of the Parent, its subsidiary companies, which are companies incorporated in India, are responsible for establishing and maintaining internal financial controls based on the internal control over financial reporting criteria established by the respective Companies considering the essential components of internal control stated in the Guidance Note on Audit of Internal Financial Controls Over Financial Reporting issued by the Institute of Chartered Accountants of India ("ICAI"). These responsibilities include the design, implementation and maintenance of adequate internal financial controls that were operating effectively for ensuring the orderly and efficient conduct of its business, including adherence to the respective company's policies, the safeguarding of its assets, the prevention and detection of frauds and errors, the accuracy and completeness of the accounting records, and the timely preparation of reliable financial information, as required under the Act.

Auditor's Responsibility

Our responsibility is to express an opinion on the internal financial controls over financial reporting of the Parent, its subsidiary companies, which are companies incorporated in India, based on our audit. We conducted our audit in accordance with the Guidance Note on Audit of Internal Financial Controls Over Financial Reporting (the "Guidance Note") issued by the ICAI and the Standards on Auditing, prescribed under section 143(10) of the Act, to the extent applicable to an audit of internal financial controls. Those Standards and the Guidance Note require that we comply with ethical requirements and plan and perform the audit to obtain reasonable assurance about whether adequate internal financial controls over financial reporting was established and maintained and if such controls operated effectively in all material respects.

Our audit involves performing procedures to obtain audit evidence about the adequacy of the internal financial controls system over financial reporting and their operating effectiveness. Our audit of internal financial controls over financial reporting included obtaining an understanding of internal financial controls over financial reporting, assessing the risk that a material weakness exists, and testing and evaluating the design and operating effectiveness of internal control based on the assessed risk. The procedures selected depend on the auditor's judgement, including the assessment of the risks of material misstatement of the financial statements, whether due to fraud or error.

We believe that the audit evidence we have obtained of companies which are incorporated in India, in terms of their reports referred to in the Other Matter paragraph below, is sufficient and appropriate to provide a basis for our audit opinion on the internal financial controls system over financial reporting of the Parent, its subsidiary companies which are incorporated in India.

Meaning of Internal Financial Controls over Financial Reporting

A company's internal financial control over financial reporting is a process designed to provide reasonable assurance regarding the reliability of financial reporting and the preparation of financial statements for external purposes in accordance

with generally accepted accounting principles. A company's internal financial control over financial reporting includes those policies and procedures that (1) pertain to the maintenance of records that, in reasonable detail, accurately and fairly reflect the transactions and dispositions of the assets of the company; (2) provide reasonable assurance that transactions are recorded as necessary to permit preparation of financial statements in accordance with generally accepted accounting principles, and that receipts and expenditures of the company are being made only in accordance with authorisations of management and directors of the company; and (3) provide reasonable assurance regarding prevention or timely detection of unauthorised acquisition, use, or disposition of the company's assets that could have a material effect on the financial statements.

Inherent Limitations of Internal Financial Controls Over Financial Reporting

Because of the inherent limitations of internal financial controls over financial reporting, including the possibility of collusion or improper management override of controls, material misstatements due to error or fraud may occur and not be detected. Also, projections of any evaluation of the internal financial controls over financial reporting to future periods are subject to the risk that the internal financial control over financial reporting may become inadequate because of changes in conditions, or that the degree of compliance with the policies or procedures may deteriorate.

Opinion

In our opinion to the best of our information and according to the explanations given to us and based on the consideration of the reports of the other auditors referred to in the Other Matter paragraph below, the Parent, its subsidiary companies which are companies incorporated in India, have, in all material respects, an adequate internal financial controls system over financial reporting and such internal financial controls over financial reporting were operating effectively as at March 31, 2024, based on the criteria for internal financial control over financial reporting established by the respective companies considering the essential components of internal control stated in the Guidance Note on Audit of Internal Financial Controls Over Financial Reporting issued by the ICAI.

For J S Shah & Co

Chartered Accountants

FRN: 132059W

Jaimin S Shah

Partner

Membership No. : 138488

UDIN : 24138488BKBHNN2913

Place : Ahmedabad

Date : 21.05.2024

CONSOLIDATED BALANCE SHEET AS AT MARCH 31, 2024

Particulars	Notes	Amount (Rs. in Lakhs)	
		As at March 31, 2024	As at March 31, 2023
Assets			
Non-current assets			
Property, plant and equipment	3	31,282.97	26,663.82
Capital Work-in-Progress	3	31.55	645.44
Other Intangible assets	3	145.72	-
Non-current financial assets			
Investments	4	-	-
Loans	5	30.06	30.06
Other non-current assets	6	214.32	702.91
		31,704.61	28,042.23
Current assets			
Inventories	7	2,773.23	1,539.75
Financial assets			
(i) Investments	4	-	342.93
(ii) Trade receivables	8	2,091.25	2,207.57
(iii) Cash and cash equivalents	9	25.79	9.33
(iv) Bank balance other than cash and cash equivalents	10	20.77	-
(v) Loans	5	-	-
Other current assets	6	2,250.24	1,492.00
		7,161.29	5,591.58
Total assets		38,865.91	33,633.80
Equity and liabilities			
Equity			
Equity share capital	11	2,174.99	1,904.00
Other equity	12	23,578.12	15,430.71
Money received against share warrants	13	480.00	-
Total equity		26,233.11	17,334.71
Liabilities			
Non-current liabilities			
Financial liabilities			
(i) Borrowings	14	5,495.50	9,822.80
Provisions	15	228.81	169.78
Deferred tax liabilities (net)	16	1,002.46	857.34
		6,726.77	10,849.92
Current liabilities			
Financial liabilities			
(i) Borrowings	14	1,388.00	1,301.67
(ii) Trade Payables	17	2,745.34	2,608.80
(iii) Other financial liabilities	18	1,051.66	793.33
Provisions	15	19.50	29.49
Other current liabilities	19	577.92	564.88
Liabilities for current tax (net)	20	123.60	151.00
		5,906.03	5,449.17
Total liabilities		12,632.80	16,299.09
Total equity and liabilities		38,865.91	33,633.80

The accompanying notes form an integral part of financials statements

As per our report of even date
For J.S.SHAH & CO.
Chartered Accountants
Firm Registration No.:132059W
Jaimin S Shah
Partner
Membership No. 138488
UDIN: 24138488BKBHNN2913
Place: Ahmedabad
Date: 21st May, 2024

For and on behalf of the Board
Sakar Healthcare Limited

Sanjay S. Shah
Managing Director
DIN: 01515296

Dharmesh Thaker
Chief Financial Officer

Place: Ahmedabad
Date: 21st May, 2024

Aarsh S. Shah
Joint Managing Director
DIN: 05294294

Bharat Soni
Company Secretary

CONSOLIDATED STATEMENT OF PROFIT AND LOSS FOR THE YEAR ENDED MARCH 31, 2024

Particulars	Notes	Amount (Rs. in Lakhs)	
		For the year ended March 31, 2024	For the year ended March 31, 2023
Income			
Revenue from operations	21	15,335.17	13,335.90
Other income	22	317.71	467.48
Total income		15,652.88	13,803.38
Expenses			
Cost of Materials consumed	23	8,505.42	7,390.39
Changes in inventories of finished goods and work-in-progress	24	(137.67)	(35.72)
Employee benefits expense	25	1,978.38	1,676.75
Depreciation and amortization expense	3	1,805.04	1,498.60
Finance costs	26	759.05	594.98
Other expenses	27	1,152.68	990.27
Total expenses		14,062.91	12,115.26
Profit before exceptional items and tax		1,589.97	1,688.12
Prior period Expense		-	0.51
Exceptional items		-	-
Profit before tax		1,589.97	1,687.61
Tax expense/(credit)	28		
Current tax		273.65	286.98
Adjustment of tax relating to earlier periods		-	-
Deferred tax		422.88	411.75
Less: MAT credit entitlement		(273.65)	(286.98)
Total tax expense		422.88	411.75
Profit for the year		1,167.09	1,275.86
Other comprehensive income			
Other comprehensive income not to be reclassified to profit or loss in subsequent periods			
Re-measurement gains (losses) on defined benefit plans		(14.80)	(29.49)
Income Tax effect		4.12	8.20
		(10.68)	(21.28)
Fair value gain on FVTOCI financial asset		-	-
Income Tax effect			
Other comprehensive income to be reclassified to profit or loss in subsequent periods		-	-
Other comprehensive Income for the year		(10.68)	(21.28)
Total comprehensive income for the year		1,156.41	1,254.58
Basic and diluted earnings per equity shares (in ₹) face value of ₹ 10 each	30	5.63	6.75

The accompanying notes form an integral part of financials statements

As per our report of even date
For J.S.SHAH & CO.
 Chartered Accountants
 Firm Registration No.:132059W
Jaimin S Shah
 Partner
 Membership No. 138488
 UDIN: 24138488BKBHNN2913
 Place: Ahmedabad
 Date : 21st May, 2024

**For and on behalf of the Board
 Sakar Healthcare Limited**

Sanjay S. Shah
 Managing Director
 DIN: 01515296

Dharmesh Thaker
 Chief Financial Officer

Place : Ahmedabad
 Date : 21st May, 2024

Aarsh S. Shah
 Joint Managing Director
 DIN: 05294294

Bharat Soni
 Company Secretary

CONSOLIDATED OF CASH FLOW FOR THE YEAR ENDED MARCH 31, 2024

Particulars	Amount (Rs. in Lakhs)	
	For the year ended March 31, 2024	For the year ended March 31, 2023
Cash flow from operating activities		
Profit before tax as per statement of profit and loss	1,589.97	1,687.61
Adjustments for:		
Depreciation and amortisation	1,805.04	1,498.60
Interest expense	664.46	541.72
Profit on Sale of Mutual Fund	29.42	-
Unrealised Gain on Mutual Fund	-	(12.68)
Amortised Loan Processing Fees	5.76	5.76
Accrued FD Interest	(1.12)	-
Other Non-Cash Adjustment	-	-
Actuarial Gain/(loss) on Employee Benefit Expenses	(14.80)	(21.28)
Provision for doubtful advances (net)	1.46	1.55
Operating profit before working capital changes	4,080.20	3,701.28
Movements in working capital :		
(Increase)/decrease in trade receivables	114.85	(790.88)
(Increase)/decrease in inventories	(1,233.48)	(121.41)
(Increase)/decrease in financial assets	-	51.24
(Increase)/decrease in other current assets	(757.13)	(39.73)
Increase/(decrease) in trade payables	136.54	(441.61)
Increase/(decrease) in other current liabilities	261.39	526.34
Increase/(decrease) in provisions	11,494.06	25.99
Increase/(decrease) in short term borrowings	86.33	849.78
Cash generated from operations	14,182.76	3,760.98
Direct taxes (paid)/refund (net)	(11,736.07)	(426.58)
Net cash Inflow / (Outflow) from operating activities (A)	2,446.69	3,334.40
Cash flows from investing activities		
Purchase of property, plant and equipments (Including capital work in progress, capital advances and capital creditors)	(5,956.02)	(8,219.52)
Purchase of Mutual Fund	-	-
Sale of Mutual Fund	313.51	380.35
Capital Advances	488.59	401.51
Net cash inflow from investing activities (B)	(5,153.92)	(7,437.66)
Cash flows from financing activities		
Proceeds from issuance of share capital	7,261.99	3,335.00
Proceeds from issue of share warrants	480.00	-
Proceeds from borrowing (net of Repayment)	(4,327.30)	1,322.09
Payment of Loan Processing Fees	(5.76)	(5.76)
Repayment of Current Maturities of Long Term Debt	-	-
Interest paid	(664.46)	(541.72)
Net cash Inflow from financing activities (C)	2,744.47	4,109.60
Net increase / (decrease) in cash & cash equivalents (A + B + C)	37.23	6.35
Cash and cash equivalents at the beginning of the year	9.33	2.78
Cash and cash equivalents at the end of the period	46.56	9.13

Particulars	Amount (Rs. in Lakhs)	
	For the year ended March 31, 2024	For the year ended March 31, 2023
Notes:		
Component of cash and cash equivalents		
Cash on hand	25.25	9.03
Balances with scheduled bank		
On current accounts	0.55	0.30
Bank Balance other than cash and cash equivalents	20.77	-
Cash and Cash Equivalents at the End of the period	46.57	9.33

Summary of significant accounting policies refer note 2.2

(1) The Statement of Cash flows has been prepared under the Indirect method as set out in Ind AS 7 – Statement of Cash flows notified under section 133 of The Companies Act, 2013, read together with paragraph 7 of the Companies (Indian Accounting Standard) Rules 2015 (as amended).

(2) Disclosure required under Para 44A as set out in Ind AS 7 on cash flow statements under Companies (Indian Accounting Standards) Rules, 2015 (as amended) is presented in footnote (a) of note -15.

As per our report of even date
For J.S.SHAH & CO.
Chartered Accountants
Firm Registration No.:132059W
Jaimin S Shah
Partner
Membership No. 138488
UDIN: 24138488BKBHNN2913
Place : Ahmedabad
Date : 21st May, 2024

**For and on behalf of the Board
Sakar Healthcare Limited**

Sanjay S. Shah
Managing Director
DIN: 01515296

Dharmesh Thaker
Chief Financial Officer

Place : Ahmedabad
Date : 21st May, 2024

Aarsh S. Shah
Joint Managing Director
DIN: 05294294

Bharat Soni
Company Secretary

**CONSOLIDATED STATEMENT OF CHANGES IN EQUITY FOR THE YEAR ENDED
MARCH 31, 2024**

(Amount in Rs. Lakhs)

Particulars	Equity Share Capital	Reserve & Surplus		Deemed Equity Contribution	Other comprehensive income Re- measurement of defined benefit plan	Total
		Share Premium	Retained earnings			
Balance as at April 01, 2022	1,711.80	5,461.62	5,610.61	-	(38.89)	12,745.14
Profit/(Loss) for the year	-	-	1,275.86	-	-	1,275.86
Movement for the year	-	3,142.80	-	-	(21.28)	3,121.52
Share issue during the year	192.20	-	-	-	-	192.20
Balance as at March 31, 2023	1,904.00	8,604.42	6,886.47	-	(60.17)	17,334.71
Profit/(Loss) for the year	-	-	1,167.09	-	-	1,167.09
Movement for the year	-	6,991.00	-	-	(10.68)	6,980.32
Share issue during the year	270.99	-	-	-	-	270.99
Balance as at March 31, 2024	2,174.99	15,595.42	8,053.56	-	(70.86)	25,753.11

The accompanying notes form an integral part of financials statements

As per our report of even date
For J.S.SHAH & CO.
 Chartered Accountants
 Firm Registration No.:132059W
Jaimin S Shah
 Partner
 Membership No. 138488
 UDIN: 24138488BKBHNN2913
 Place: Ahmedabad
 Date : 21st May, 2024

**For and on behalf of the Board
 Sakar Healthcare Limited**

Sanjay S. Shah
 Managing Director
 DIN: 01515296

Dharmesh Thaker
 Chief Financial Officer

Place : Ahmedabad
 Date : 21st May, 2024

Aarsh S. Shah
 Joint Managing Director
 DIN: 05294294

Bharat Soni
 Company Secretary

Significant Accounting Policies:

1 Corporate Information

Sakar Healthcare Limited is a company incorporated under the provisions of the Companies Act, 1956. It is engaged in manufacturing of Pharmaceutical products providing Liquid Orals, Cephalosporin Tablet, Capsule, Dry Powder Syrup, Dry Powder Injections, Liquid Injectable (SVP) in Ampoules, Vials & Lyophilized Injections, Oral Solid Dossages and Research & Development of above products.

2 Basis of Preparation, Measurement and Significant Accounting Policies

2.1 Basis of Preparation of Financial Statements

The financial statements of the Company have been prepared in accordance with Indian Accounting Standards (Ind AS) notified under the Companies (Indian Accounting Standards) Rules, 2015 (as amended).

The Financial Statements have been prepared on the historical cost basis, except for certain financial instruments (including derivative instruments) which are measured at fair values at the end of each reporting period, as explained in the accounting policies below.

Accounting policies have been consistently applied except where a newly-issued accounting standard is initially adopted or a revision to an existing accounting standard requires a change in accounting policy hitherto in use.

New and amended standards adopted by the Company

The Company has applied the following amendments for the first time for annual reporting period commencing from April 01, 2020 which do not have material impact on the financial statement:-

Ind AS 1 - Presentation of Financial Statements

Ind AS 8 - Accounting Policies, Changes in Accounting Estimates and Errors

Ind AS 10 - Events after the Reporting Period

Ind AS 37 - Provisions, Contingent Liabilities and Contingent Assets

Ind AS 107 - Financial Instruments: Disclosures

Ind AS 109 - Financial Instrument

Ind AS 116 - Leases

The financial statements are presented in Indian rupees (INR) and all values are rounded to the nearest rupees, except numbers.

2.2 Significant accounting estimates and assumptions

The preparation of the Company's financial statements requires management to make judgments, estimates and assumptions that affect the reported amounts of revenues, expenses, assets and liabilities, and the accompanying disclosures, and the disclosure of contingent liabilities. Uncertainty about these assumptions and estimates could result in outcomes that require a material adjustment to the carrying amount of assets or liabilities affected in future periods.

Estimates and assumptions

The key assumptions concerning the future and other key sources of estimation uncertainty at the reporting date, that have a significant risk of causing a material adjustment to the carrying amounts of assets and liabilities within the next financial year, are described below. The Company based on its assumptions and estimates on parameters available when the financial statements were prepared. Existing circumstances and assumptions about future developments, however, may change due to market changes or circumstances arising that are beyond the control of the Company. Such changes are reflected in the assumptions when they occur.

The significant estimates and judgments are listed below:

- (i) Changes in the expected useful life or the expected pattern of consumption of future economic benefits embodied in the asset are considered to modify the amortisation period or method, as appropriate, and are treated as changes in accounting estimates.
- (ii) Judgments by actuaries in respect of discount rates, future salary increments, mortality rates and inflation rate used for computation of defined benefit liability.
- (iii) Significant judgment is required in assessing at each reporting date whether there is indication that a financial asset may be impaired.
- (iv) The impairment provision for financial assets are based on the assumptions about risk of default and expected loss rates. The company uses judgments in making the assumptions and selecting the inputs to the impairment calculations, based on the company's past history, existing market conditions as well as forward looking estimates at the end of each reporting period.

- (v) Significant judgment is required in assessing at each reporting date whether there is indication that a non-financial asset may be impaired.
- (vi) Significant judgment is required to determine the amount of deferred tax assets that can be recognised, based upon the likely timing and level of future taxable profits together with future tax planning strategies.
- (vii) In estimating the fair value of financial assets and financial liabilities, the Company uses market observable data to the extent available. Where such Level 1 inputs are not available, the Company establishes appropriate valuation techniques and inputs to the model. The inputs to these models are taken from observable markets where possible, but where this is not feasible, a degree of judgment is required in establishing fair values. Judgments include considerations of inputs such as liquidity risk, credit risk and volatility. Changes in assumptions about these factors could affect the reported fair value of financial instruments.
- (viii) Significant judgment has been exercised by management in recognition of MAT credit and estimating the period of its utilization.

2.3 Summary of significant accounting policies

a) Current versus non-current classification

The Company presents assets and liabilities in the balance sheet based on current/ non-current classification. An asset is treated as current when it is:

- Expected to be realized or intended to be sold or consumed in normal operating cycle.
- Held primarily for the purpose of trading.
- Expected to be realized within twelve months after the reporting period, or
- Cash or cash equivalent unless restricted from being exchanged or used to settle a liability for at least twelve months after the reporting period.

A liability is current when:

- It is expected to be settled in normal operating cycle.
- It is held primarily for the purpose of trading.
- It is due to be settled within twelve months after the reporting period, or
- There is no unconditional right to defer the settlement of the liability for at least twelve months after the reporting period.

The Company classifies all other liabilities as non-current.

Deferred tax assets and liabilities are classified as non-current assets and liabilities.

The operating cycle is the time between the acquisition of assets for processing and their realization in cash and cash equivalents. The Company has identified twelve months as its operating cycle.

b) Inventories

Stores and Spares:

- Valued at lower of cost and net realizable value. Cost is determined on a moving weighted average basis.
- Stores and Spares which do not meet the definition of property, plant and equipment are accounted as inventories.
- Net Realizable Value in respect of store and spares is the estimated current procurement price in the ordinary course of the business.

c) Cash and cash equivalents

Cash and cash equivalents in the balance sheet comprises cash at banks and on hand and short-term deposits with an original maturity of three months or less, which are subject to an insignificant risk of changes in value.

For the purpose of the statement of cash flows, cash and cash equivalents consist of cash and short-term deposits, as defined above, net of outstanding bank overdrafts as they are considered an integral part of the company's cash management.

d) Property, plant and equipment (PPE)

Property, plant and equipment (including capital work in progress) is stated at cost, net of accumulated depreciation and accumulated impairment losses, if any. The cost comprises the purchase price, directly and indirectly attributable costs arising directly from the development of the asset / project to its working condition for the intended use. When significant parts of plant and equipment are required to be replaced at intervals, the

company depreciates them separately based on their specific useful lives. Likewise, when a major inspection is performed, its cost is recognized in the carrying amount of the plant and equipment as a replacement if the recognition criteria are satisfied. All other repair and maintenance costs are recognized in profit or loss as incurred.

Borrowing cost relating to acquisition / construction of property, plant & equipment which take substantial period of time to get ready for its intended use are also included to the extent they relate to the period till such assets are ready to be put to use.

Depreciation is calculated on a straight line basis over the useful lives of the assets prescribed in the Companies Act, 2013.

An item of property, plant and equipment and any significant part initially recognized is derecognized upon disposal or when no future economic benefits are expected from its use or disposal. Any gain or loss arising on derecognition of the asset (calculated as the difference between the net disposal proceeds and the carrying amount of the asset) is included in the income statement when the asset is derecognized.

The residual values, useful lives and methods of depreciation of property, plant and equipment are reviewed at each financial year end and adjusted prospectively, if appropriate.

e) Revenue recognition

Revenue is measured at the fair value of the consideration received or receivable, taking into account contractually defined terms of payment and excluding taxes or duties collected on behalf of the government.

Sale of products and services

Revenue from contracts with customers is recognised when control of the goods or services are transferred to the customer at an amount that reflects the consideration to which the Company expects to be entitled in exchange for those goods or services. The Company has generally concluded that it is the principal in its revenue arrangements, since it is the primary obligor in all of its revenue arrangement, as it has pricing latitude and is exposed to inventory and credit risks. Revenue is stated net of goods and service tax and net of returns, chargebacks, rebates and other similar allowances. These are calculated on the basis of historical experience and the specific terms in the individual contracts.

In determining the transaction price, the Company considers the effects of variable consideration, the existence of significant financing components, noncash consideration, and consideration payable to the customer (if any). The Company estimates variable consideration at contract inception until it is highly probable that a significant revenue reversal in the amount of cumulative revenue recognised will not occur when the associated uncertainty with the variable consideration is subsequently resolved.

Sales Returns

The Company accounts for sales returns accrual by recording an allowance for sales returns concurrent with the recognition of revenue at the time of a product sale. This allowance is based on the Company's estimate of expected sales returns. With respect to established products, the Company considers its historical experience of sales returns, levels of inventory in the distribution channel, estimated shelf life, product discontinuances, price changes of competitive products, and the introduction of competitive new products, to the extent each of these factors impact the Company's business and markets. With respect to new products introduced by the Company, such products have historically been either extensions of an existing line of product where the Company has historical experience or in therapeutic categories where established products exist and are sold either by the Company or the Company's competitors.

Interest income

Interest income from a financial asset is recognised when it is probable that the economic benefits will flow to the Company and the amount of income can be measured reliably. Interest income is accrued on a time basis, by reference to the principal outstanding and at the effective interest rate applicable, which is the rate that exactly discounts estimated future cash receipts through the expected life of the financial asset to that asset's net carrying amount on initial recognition.

Government Grants

The Company recognises government grants only when there is reasonable assurance that the conditions attached to them will be complied with, and the grants will be received. When the grant relates to an expense item, it is recognised as income on a systematic basis over the periods that the related costs, for which it is intended to compensate, are expensed. When the grant relates to an asset, the Company deducts such grant amount from the carrying amount of the asset.

f) Foreign Currency

On initial recognition, transactions in currencies other than the Company's functional currency (foreign currencies) are translated at exchange rates at the dates of the transactions. Monetary assets and liabilities denominated

in foreign currencies at the reporting date are translated into the functional currency at the exchange rate at that date. Exchange differences arising on the settlement of monetary items or on translating monetary items at rates different from those at which they were translated on initial recognition during the period or in previous period are recognised in profit or loss in the period in which they arise except for:

- exchange differences on transactions entered into in order to hedge certain foreign currency risks
- exchange differences on foreign currency borrowings relating to assets under construction for future productive use, which are included in the cost of those assets when they are regarded as an adjustment to interest costs on those foreign currency borrowings, if any

g) Retirement and other employee benefits

All employee benefits payable wholly within 12 months rendering services are classified as short term employee benefits. Benefits such as salaries, wages, short term compensated absences, performance incentives etc. and the expected cost of bonus, ex-gratia are recognised during the period in which the employee renders related service.

h) Provident fund

Retirement benefit in the form of provident fund is a defined contribution scheme. The company has no obligation, other than the contribution payable to the provident fund. The company recognizes contribution payable to the provident fund scheme as an expense, when an employee renders the related service. If the contribution payable to the scheme for service received before the balance sheet date exceeds the contribution already paid, the deficit payable to the scheme is recognized as a liability after deducting the contribution already paid.

i) Gratuity fund

The company operates a defined benefit gratuity plan in India, which requires contributions to be made to a separately administered fund. The cost of providing benefits under the defined benefit plan is determined using the projected unit credit method.

Re-measurements, comprising of actuarial gains and losses, the effect of the asset ceiling, excluding amounts included in net interest on the net defined benefit liability and the return on plan assets (excluding amounts included in net interest on the net defined benefit liability), are recognised immediately in the balance sheet with a corresponding debit or credit to retained earnings through OCI in the period in which they occur. Re-measurements are not reclassified to profit or loss in subsequent periods.

Net interest is calculated by applying the discount rate to the net defined benefit liability or asset. The Company recognises the following changes in the net defined benefit obligation as an expense in the statement of profit and loss:

- > Service costs comprising current service costs, past-service costs, gains and losses on curtailments and non-routine settlements; and
- > Net interest expense or income.

j) Compensated absences

Provision for compensated absence is determined using the projected unit credit method with actuarial valuation being carried out at each balance sheet date. Accumulated leave, which is expected to be utilised within the next twelve months, is treated as short term employee benefits. The company treats accumulated leave expected to be carried forward beyond twelve months as long term compensated absence. The company measures the expected cost of such absence as the additional amount that is expected to pay as a result of the unused estimate that has accumulated at the reporting date.

k) Borrowing costs

Borrowing costs directly attributable to the acquisition, construction or production of an asset that necessarily takes a substantial period of time to get ready for its intended use or sale are capitalised as part of the cost of the asset. All other borrowing costs are expensed in the period in which they occur. Borrowing costs consist of interest and other costs that an entity incurs in connection with the borrowing of funds. Borrowing cost also includes exchange differences to the extent regarded as an adjustment to the borrowing costs.

l) Segment reporting

The Chief Operational Decision Maker monitors the operating results of its business segments separately for the purpose of making decisions about resource allocation and performance assessment. Segment performance is evaluated based on profit or loss and is measured consistently with profit or loss in the financial statements.

In accordance with the Ind-AS 108 -" Operating Segments", the Company has determined its business segment of manufacturing of pharmaceutical products. Since there are no other business segments in which the Company operates, there are no other primary reportable segments. Therefore, the segment revenue, results, segment assets, segment liabilities, total cost incurred to acquire segment assets, depreciation charge are all as is reflected in the financial statement.

m) Related party transactions

Disclosure of transactions with Related Parties, as required by Ind-AS 24 "Related Party Disclosures" has been set out in a separate note. Related parties as defined under Ind-AS 24 have been identified on the basis of representations made by key managerial personnel and information available with the Company.

n) Earnings per share

The Basic EPS has been computed by dividing the income available to equity shareholders by the weighted average number of equity shares outstanding during the accounting year. For the purpose of calculating diluted earning per share, the profit or loss for the period attributable to equity shareholders and the weighted average number of shares outstanding during the period are adjusted for the effects of all dilutive potential equity shares.

o) Taxes

Sakar Healthcare Limited is a company incorporated under the provisions of the Companies Act, 1956. It is engaged in manufacturing of Pharmaceutical products providing Liquid Orals, Cephalosporin Tablet, Capsule, Dry Powder Syrup, Dry Powder Injections, Liquid Injectable (SVP) in Ampoules, Vials & Lyophilized Injections, Oral Solid Dossages and Research & Development of above products.

i) Current income tax

Current income tax is measured at the amount expected to be paid to the tax authorities in accordance with the Income-Tax Act, 1961 enacted in India. The tax rates and tax laws used to compute the amount are those that are enacted or substantially enacted, at the reporting date.

Current income tax relating to items recognized outside the statement of profit and loss is recognized outside the statement of profit and loss (either in OCI or in equity). Current tax items are recognized in correlation to the underlying transaction either in OCI or directly in equity. Management periodically evaluates positions taken in the tax returns with respect to situations in which applicable tax regulations are subject to interpretation and establishes provisions where appropriate.

ii) Deferred tax

Deferred tax is provided using the balance sheet approach on temporary differences between the tax bases of assets and liabilities and their carrying amounts for financial reporting purposes at the reporting date.

Deferred tax liabilities are recognized for all taxable temporary differences, except

- > When the deferred tax liability arises from the initial recognition of an asset or liability in a transaction that affects neither the accounting profit nor taxable profit or loss.

Deferred tax assets are recognized for all deductible temporary differences, the carry forward of unused tax credits and any unused tax losses. Deferred tax assets are recognized to the extent that it is probable that taxable profit will be available against which the deductible temporary differences, and the carry forward of unused tax credits and unused tax losses can be utilized, except:

- > When the deferred tax asset relating to the deductible temporary difference arises from the initial recognition of an asset or liability in a transaction that affects neither the accounting profit nor taxable profit or loss.

The carrying amount of deferred tax assets is reviewed at each reporting date and reduced to the extent that it is no longer probable that sufficient future taxable profit will be available to allow all or part of the deferred tax asset to be utilized. Unrecognized deferred tax assets are re-assessed at each reporting date and are recognized to the extent that it has become probable that future taxable profits will allow the deferred tax asset to be recovered.

Deferred tax assets and liabilities are measured at the tax rates that are expected to apply in the year when the asset is realized or the liability is settled, based on tax rates (and tax laws) that have been enacted or substantively enacted at the reporting date.

Deferred tax assets and deferred tax liabilities are offset if a legally enforceable right exists to set off current tax assets against current tax liabilities and the deferred taxes relate to the same taxable entity and the same taxation authority.

Deferred tax relating to items recognized outside profit or loss is recognized outside profit or loss (either in other comprehensive income or in equity). Deferred tax items are recognized in correlation to the underlying transaction either in OCI or directly in equity.

Minimum alternate tax (MAT) paid in a year is charged to the statement of profit and loss as current tax. The company recognizes MAT credit available as an asset only to the extent that there is convincing

evidence that the company will pay normal income tax during the specified period, i.e., the period for which MAT credit is allowed to be carried forward. Deferred tax include MAT Credit Entitlement. The Company reviews the such tax credit asset at each reporting date and writes down the asset to the extent The Company does not have sufficient taxable temporary difference /convincing evidence that it will pay normal tax during the specified period. Deferred tax includes MAT tax credit.

p) Impairment of non-financial assets

The company assesses, at each reporting date, whether there is an indication that an asset may be impaired. If any indication exists, or when annual impairment testing for an asset is required, The Company estimates the asset's recoverable amount. An asset's recoverable amount is the higher of an asset's or cash-generating unit's (CGU) fair value less costs of disposal and its value in use. Recoverable amount is determined for an individual asset, unless the asset does not generate cash inflows that are largely independent of those from other assets or group of assets. When the carrying amount of an asset or CGU exceeds its recoverable amount, the asset is considered impaired and is written down to its recoverable amount.

In assessing value in use, the estimated future cash flows are discounted to their present value using a pre-tax discount rate that reflects current market assessments of the time value of money and the risks specific to the asset. In determining fair value less costs of disposal, recent market transactions are taken into account. If no such transactions can be identified, an appropriate valuation model is used. These calculations are corroborated by valuation multiples, quoted share prices for publicly traded companies or other available fair value indicators.

The company bases its impairment calculation on detailed budgets and forecast calculations, which are prepared separately for each of the company's CGUs to which the individual assets are allocated. These budgets and forecast calculations generally cover a period of five years. For longer periods, a long-term growth rate is calculated and applied to project future cash flows after the fifth year.

Impairment losses of continuing operations, including impairment on inventories, are recognised in the statement of profit and loss, except for properties previously revalued with the revaluation surplus taken to OCI. For such properties, the impairment is recognised in OCI up to the amount of any previous revaluation surplus.

Intangible assets with indefinite useful lives are tested for impairment annually as at year end at the CGU level, as appropriate, and when circumstances indicate that the carrying value may be impaired.

q) Provisions, contingent liabilities and contingent assets

General

Provisions are recognised when the Company has a present obligation (legal or constructive) as a result of a past event, it is probable that an outflow of resources embodying economic benefits will be required to settle the obligation and a reliable estimate can be made of the amount of the obligation. The expense relating to a provision is presented in the statement of profit and loss.

If the effect of the time value of money is material, provisions are discounted using a current pre-tax rate that reflects, when appropriate, the risks specific to the liability. When discounting is used, the increase in the provision due to the passage of time is recognised as a finance cost.

Contingent liabilities and contingent assets

Contingent liabilities is disclosed in the case of :

A present obligation arising from past events, when it is not probable that an outflow of resources embodying economic benefits will be required to settle the obligation.

A present obligation arising from past events, when no reliable estimate can be made.

A possible obligation arising from past events, unless the probability of outflow of resources is remote.

Commitments includes the amount of purchase order (net of advances) issued to parties for completion of assets.

Provisions, contingent liabilities, contingent assets and commitments are reviewed at each balance sheet date.

Expenditure

Expenditures are accounted net of taxes recoverable, wherever applicable.

r) Fair value measurement

The Company measures financial instruments, such as, derivatives at fair value at each balance sheet date.

Fair value is the price that would be received to sell an asset or paid to transfer a liability in an orderly transaction between market participants at the measurement date. The fair value measurement is based on the presumption that the transaction to sell the asset or transfer the liability takes place either:

- > In the principal market for the asset or liability, or
- > In the absence of a principal market, in the most advantageous market for the asset or liability.

The principal or the most advantageous market must be accessible by the Company.

The fair value of an asset or a liability is measured using the assumptions that market participants would use when pricing the asset or liability, assuming that market participants act in their economic best interest.

The Company uses valuation techniques that are appropriate in the circumstances and for which sufficient data are available to measure fair value, maximizing the use of relevant observable inputs and minimizing the use of unobservable inputs.

All assets and liabilities for which fair value is measured or disclosed in the financial statements are categorized within the fair value hierarchy, described as follows, based on the lowest level input that is significant to the fair value measurement as a whole:

- > Level 1 — Quoted (unadjusted) market prices in active markets for identical assets or liabilities .
- > Level 2 — Valuation techniques for which the lowest level input that is significant to the fair value measurement is directly or indirectly observable.
- > Level 3 — Valuation techniques for which the lowest level input that is significant to the fair value measurement is unobservable.

For assets and liabilities that are recognized in the financial statements on a recurring basis, the Company determines whether transfers have occurred between levels in the hierarchy by re-assessing categorization (based on the lowest level input that is significant to the fair value measurement as a whole) at the end of each reporting period.

The Company's management determines the policies and procedures for both recurring fair value measurement, such as derivative instruments and unquoted financial assets measured at fair value.

External valuer are involved for valuation of unquoted financial assets and financial liabilities, such as contingent consideration. Involvement of external valuer is decided upon annually by the management. Selection criteria includes market knowledge, reputation, independence and whether professional standards are maintained. The management decides, after discussions with the company's external valuer, which valuation techniques and inputs to use for each case.

At each reporting date, the company analyses the movements in the values of assets and liabilities which are required to be remeasured or re-assessed as per the company's accounting policies. For this analysis, the Company verifies the major inputs applied in the latest valuation by agreeing the information in the valuation computation to contracts and other relevant documents.

The Company , in conjunction with the Company's external valuers, also compares the change in the fair value of each asset and liability with relevant external sources to determine whether the change is reasonable on a yearly basis.

For the purpose of fair value disclosures, the Company has determined classes of assets and liabilities on the basis of the nature, characteristics and risks of the asset or liability and the level of the fair value hierarchy as explained above.

This note summarises accounting policy for fair value. Other fair value related disclosures are given in the relevant notes.

s) Financial instruments

A financial instrument is any contract that gives rise to a financial asset of one entity and a financial liability or equity instrument of another entity. The Company recognizes financial assets and financial liabilities when it becomes a party to the contractual provisions of the instrument. It is broadly classified in financial assets, financial liabilities, derivatives & equity.

(A) Financial assets

Initial recognition and measurement

All financial assets, except investment in subsidiaries, associates and joint ventures are recognised initially at fair value.

Subsequent measurement

For purposes of subsequent measurement, financial assets are classified in four categories:

- > Debt instruments at amortised cost.
- > Debt instruments at fair value through other comprehensive income (FVTOCI).
- > Debt instruments, derivatives and equity instruments at fair value through profit or loss (FVTPL).
- > Equity instruments measured at fair value through other comprehensive income (FVTOCI).

i) Debt instruments at amortised cost

A 'debt instrument' is measured at the amortised cost if both the following conditions are met:

- (a) The asset is held within a business model whose objective is to hold assets for collecting contractual cash flows, and
- (b) Contractual terms of the asset give rise on specified dates to cash flows that are solely payments of principal and interest (SPPI) on the principal amount outstanding.

This category is the most relevant to the Company. After initial measurement, such financial assets are subsequently measured at amortised cost using the effective interest rate (EIR) method. Amortised cost is calculated by taking into account any discount or premium on acquisition and fees or costs that are an integral part of the EIR. The EIR amortisation is included in finance income in the profit or loss. The losses arising from impairment are recognised in the profit or loss. This category generally applies to trade and other receivables.

ii) Debt instrument at FVTOCI

A debt instrument is subsequently measured at fair value through other comprehensive income if it is held within a business model whose objective is achieved by both collecting contractual cash flows and selling financial assets and the contractual terms of the financial asset give rise on specified dates to cash flows that are solely payments of principal and interest on the principal amount outstanding. The Company has not classified any financial asset into this category.

iii) Debt instrument at FVTPL

FVTPL is a residual category for debt instruments. Any debt instrument, which does not meet the criteria for categorization as at amortized cost or as FVTOCI, is classified as at FVTPL.

In addition, the Company may elect to designate a debt instrument, which otherwise meets amortized cost or FVTOCI criteria, as at FVTPL. However, such election is allowed only if doing so reduces or eliminates a measurement or recognition inconsistency (referred to as 'accounting mismatch'). The Company has not designated any debt instrument as at FVTPL.

Debt instruments included within the FVTPL category are measured at fair value with all changes recognized in the P&L.

(B) Equity instruments

All equity instruments in scope of Ind AS 109 are measured at fair value. Equity instruments which are held for trading and contingent consideration recognised by an acquirer in a business combination are classified as at FVTPL. For all other equity instruments, the Company may make an irrevocable election to present in other comprehensive income subsequent changes in the fair value. The Company makes such election on an instrument-by-instrument basis. The classification is made on initial recognition and is irrevocable.

If the Company decides to classify an equity instrument as at FVTOCI, then all fair value changes on the instrument, excluding dividends, are recognized in the OCI. There is no recycling of the amounts from OCI to P&L, even on sale of investment. However, The Company may transfer the cumulative gain or loss within equity.

Equity instruments included within the FVTPL category are measured at fair value with all changes recognized in the P&L.

Derecognition

A financial asset (or, where applicable, a part of a financial asset or part of a group of similar financial assets) is primarily derecognised (i.e. removed from the Company's balance sheet) when:

- > The rights to receive cash flows from the asset have expired, or
- > The Company has transferred its rights to receive cash flows from the asset or has assumed an obligation to pay the received cash flows in full without material delay to a third party under a 'pass-through' arrangement; and either (a) the Company has transferred substantially all the risks and rewards of the asset, or (b) the Company has neither transferred nor retained substantially all the risks and rewards of the asset, but has transferred control of the asset.

When the Company has transferred its rights to receive cash flows from an asset or has entered into a pass-through arrangement, it evaluates if and to what extent it has retained the risks and rewards of ownership. When it has neither transferred nor retained substantially all of the risks and rewards of the asset, nor transferred control of the asset, the Company continues to recognise the transferred asset to the extent of the Company's continuing involvement. In that case, the Company also recognises an associated liability. The transferred asset and the associated liability are measured on a basis that reflects the rights and obligations that the Company has retained.

Continuing involvement that takes the form of a guarantee over the transferred asset is measured at the lower of the original carrying amount of the asset and the maximum amount of consideration that the Company could be required to repay.

Impairment of financial assets

The Company applies expected credit loss (ECL) model for measurement and recognition of impairment loss on the following financial assets and credit risk exposure ;

- a) Financial assets that are debt instruments, and are measured at amortised cost e.g. loans, debt securities, deposits, trade receivables and bank balances.
- b) Financial assets that are debt instruments and are measured as at other comprehensive income (FVTOCI).
- c) Trade receivables or any contractual right to receive cash or another financial asset that result from transactions that are within the scope of Ind AS 11 and Ind AS 18.

The Company follows 'simplified approach' for recognition of impairment loss allowance on:

- > Trade receivables or contract revenue receivables; and
- > All lease receivables resulting from transactions within the scope of Ind AS 17.

Under the simplified approach the Company does not track changes in credit risk. Rather, it recognises impairment loss allowance based on lifetime ECLs at each reporting date, right from its initial recognition.

For recognition of impairment loss on other financial assets and risk exposure, the Company determines that whether there has been a significant increase in the credit risk said initial recognition. If credit risk has not increased significantly, 12 month ECL is used to provide for impairment loss. However, if credit risk has increased significantly, lifetime ECL is used.

ECL is the difference between all contracted cash flows that are due to the Company in accordance with the contract and all the cash flows that the Company expects to receive, discounted at the original EIR. ECL impairment loss allowance (or reversal) recognised during the period is recognised as (expense) / income in the statement of profit and loss (P&L). This amount is reflected under the head " Other Expense" in the P&L.

Financial liabilities

Initial recognition and measurement

All financial liabilities are recognised initially at fair value and, in the case of loans and borrowings and payables, net of directly attributable transaction costs.

The Company's financial liabilities include trade and other payables, loans and borrowings including bank overdrafts.

Subsequent Measurement

The measurement of financial liabilities depends on their classification, as described below:

Financial liabilities at fair value through profit or loss

Financial liabilities at fair value through profit or loss include financial liabilities held for trading and financial liabilities designated upon initial recognition as at fair value through profit or loss. Financial liabilities are classified as held for trading if they are incurred for the purpose of repurchasing in the near term.

Gains or losses on liabilities held for trading are recognised in the profit or loss.

Financial liabilities designated upon initial recognition at fair value through profit or loss are designated as such at the initial date of recognition, and only if the criteria in Ind AS 109 are satisfied. For liabilities designated as FVTPL, fair value gains/ losses attributable to changes in own credit risk are recognized in OCI. These gains/ loss are not subsequently transferred to P&L. However, The Company may transfer the cumulative gain or loss within equity. All other changes in fair value of such liability are recognised in the statement of profit or loss. The Company has not designated any financial liability as at FVTPL.

Loans and borrowings

This is the category most relevant to the Company. After initial recognition, interest-bearing loans and borrowings are subsequently measured at amortised cost using the EIR method. Gains and losses are recognised in profit or loss when the liabilities are derecognised as well as through the EIR amortisation process.

Amortised cost is calculated by taking into account any discount or premium on acquisition and fees or costs that are an integral part of the EIR. The EIR amortisation is included as finance costs in the statement of profit and loss.

Derecognition

A financial liability is derecognised when the obligation under the liability is discharged or cancelled or expires. When an existing financial liability is replaced by another from the same lender on substantially different terms, or the terms of an existing liability are substantially modified, such an exchange or modification is treated as the derecognition of the original liability and the recognition of a new liability. The difference in the respective carrying amounts is recognised in the statement of profit or loss.

Reclassification of financial instruments

After initial recognition, no reclassification is made for financial assets which are equity instruments. For financial assets, which are debt instruments, a reclassification is made only if there is a change in the business model for managing those assets. Changes to the business model are expected to be infrequent. If the Company reclassifies the financial assets, it applies the reclassification prospectively from the reclassification date which is the first day of the immediately next reporting period following the change in the business model.

Offsetting financial assets and financial liabilities

Financial assets and liabilities are offset and the net amount is reported in the balance sheet if there is a currently enforceable legal right to offset the recognized amounts and there is an intention to settle on a net basis, to realise the assets and settle the liabilities simultaneously.

t) Leases

The Company has applied Ind AS 116 'Leases' for the first time for annual reporting period commencing from April 01, 2019. Set out below are the new accounting policies of the Company upon adoption of Ind AS 116:

Right-of-use assets

The Company recognises right-of-use assets at the commencement date of the lease (i.e., the date the underlying asset is available for use). Right-of-use assets are measured at cost, less any accumulated depreciation and impairment losses, and adjusted for any remeasurement of lease liabilities. The cost of right-of-use assets includes the amount of lease liabilities recognised, initial direct costs incurred, and lease payments made at or before the commencement date less any lease incentives received. Unless the Company is reasonably certain to obtain ownership of the leased asset at the end of the lease term, the recognised right-of-use assets are depreciated on a straight-line basis over the shorter of its estimated useful life and the lease term. Right-of-use assets are subject to impairment.

Lease liabilities

At the commencement date of the lease, the Company recognises lease liabilities measured at the present value of lease payments to be made over the lease term. The lease payments include fixed payments (including in-substance fixed payments) less any lease incentives receivable, variable lease payments that depend on an index or a rate, and amounts expected to be paid under residual value guarantees. The lease payments also include the exercise price of a purchase option reasonably certain to be exercised by the Company and payments of penalties for terminating a lease, if the lease term reflects the Company exercising the option to terminate. The variable lease payments that do not depend on an index or a rate are recognised as expense in the period on which the event or condition that triggers the payment occurs.

In calculating the present value of lease payments, the Company uses the incremental borrowing rate at the lease commencement date if the interest rate implicit in the lease is not readily determinable. After the commencement date, the amount of lease liabilities is increased to reflect the accretion of interest and reduced for the lease payments made. In addition, the carrying amount of lease liabilities is remeasured if there is a modification, a change in the lease term, a change in the in-substance fixed lease payments or a change in the assessment to purchase the underlying asset.

Lease liabilities

The Company applies the short-term lease recognition exemption to its short-term leases of property, plant and equipment (i.e., those leases that have a lease term of 12 months or less from the commencement date and do not contain a purchase option). It also applies the lease of low-value assets recognition exemption to leases of office equipment that are considered of low value. Lease payments on short-term leases and leases of low-value assets are recognised as expense on a straight-line basis over the lease term.

Significant judgement in determining the lease term of contracts with renewal options

The Company determines the lease term as the non-cancellable term of the lease, together with any periods covered by an option to extend the lease if it is reasonably certain to be exercised, or any periods covered by an option to terminate the lease, if it is reasonably certain not to be exercised.

Note 3 - Property, plant and equipment, Right of use assets

Particulars	Amount (Rs. in Lakhs))																		
	Air Conditioner	Boiler	Computer	D.G. Set	Cycle	Electrical Installation	Factory Building	Factory Land and Development	Furniture	Other Equipment	Telephone Instruments	Laboratory Equipments	Plants & Machinery	Scale	Vehicles	Trolley	Total	In tangible assets Software	
Cost																			
As at April 1, 2021	72.11	9.53	116.93	20.92	-	189.94	1,704.53	533.57	193.54	240.59	5.45	1,151.77	3,736.46	1.26	285.78	16.80	8,279.19	748.30	
Reclass to Right of Use Land	-	-	-	-	-	-	-	-	-	-	-	-	-	-	-	-	-	-	-
Additions	11.37	-	100.04	-	-	673.95	3,720.17	-	999.22	15.99	2.87	914.65	8,069.75	-	24.50	-	14,522.50	-	
Deductions/Adjustment	-	-	-	-	-	-	-	-	-	-	-	-	-	-	-	-	-	-	-
As at March 31, 2022	83.48	9.53	216.97	20.92	-	863.90	5,424.70	533.57	1,192.76	256.58	8.32	2,066.42	11,796.21	1.26	310.28	16.80	22,801.70	748.30	
Reclass to Right of Use Land	-	-	-	-	-	-	-	-	-	-	-	-	-	-	-	-	-	-	-
Additions	0.65	-	27.17	-	-	151.88	329.94	-	132.14	2.71	0.91	442.36	6,490.92	-	117.33	-	7,696.01	-	
Deductions/Adjustment	-	-	-	-	-	-	-	-	-	-	-	-	-	-	-	-	-	-	-
As at March 31, 2023	84.13	9.53	244.14	20.92	-	1,015.78	5,754.63	533.57	1,324.91	259.29	9.23	2,508.78	18,287.13	1.26	427.61	16.80	30,497.71	-	
Reclass to Right of Use Land	-	-	-	-	-	-	-	-	-	-	-	-	-	-	-	-	-	-	-
Additions	-	-	-	-	-	-	230.71	1,288.82	183.04	123.81	-	326.44	4,186.53	-	75.15	-	6,414.50	155.40	
Deductions/Adjustment	-	-	-	-	-	-	-	-	-	-	-	-	-	-	-	-	-	-	-
As at March 31, 2024	84.13	9.53	244.14	20.92	-	1,015.78	5,985.35	1,822.39	1,507.94	383.09	9.23	2,835.22	22,473.65	1.26	502.77	16.80	36,912.21	155.40	
Depreciation/amortisation																			
As at April 1, 2021	14.34	2.71	61.85	5.65	-	102.35	154.40	-	77.84	35.36	1.25	193.85	678.39	0.31	111.11	3.08	1,442.50	675.29	
Reclass to Right of Use Land	-	-	-	-	-	-	-	-	-	-	-	-	-	-	-	-	-	-	-
Depreciation for the year	6.51	0.90	77.24	1.88	-	69.40	119.57	-	59.08	13.49	0.80	140.76	361.81	0.10	41.14	1.03	893.72	73.02	
Deductions/(Adjustment)	-	-	-	-	-	-	-	-	-	-	-	-	-	-	-	-	-	-	-
As at March 31, 2022	20.85	3.62	139.10	7.53	-	171.75	273.97	-	136.92	48.85	2.05	334.60	1,040.21	0.41	152.26	4.11	2,336.22	748.30	
Reclass to Right of Use Land	-	-	-	-	-	-	-	-	-	-	-	-	-	-	-	-	-	-	-
Depreciation for the year	6.63	0.90	97.90	1.88	-	106.06	190.29	-	127.23	13.88	0.99	244.58	632.64	0.10	74.48	1.03	1,499.60	(748.30)	
Deductions/(Adjustment)	-	-	-	-	-	-	-	-	-	-	-	-	-	-	-	-	-	-	-
As at March 31, 2023	27.48	4.52	237	9.41	-	277.81	464.26	-	264.15	62.73	3.04	579.18	1,672.85	0.51	226.74	5.14	3,834.82	-	
Reclass to Right of Use Land	-	-	-	-	-	-	-	-	-	-	-	-	-	-	-	-	-	-	-
Depreciation for the year	6.64	0.90	7.14	1.41	-	113.01	194.07	-	138.84	18.39	1.00	264.17	984.43	0.10	64.21	1.03	1,795.36	9.69	
Deductions/(Adjustment)	-	-	-	-	-	-	-	-	-	-	-	-	-	-	-	-	-	-	-
As at March 31, 2024	34.11	5.42	244.14	10.83	-	390.82	658.34	-	402.99	81.13	4.04	843.35	2,657.29	0.61	290.95	6.17	5,630.18	9.69	
Net Block																			
As at March 31, 2024	50.02	4.11	(0.00)	10.10	-	624.96	5,327.01	1,822.39	1,104.95	301.97	5.19	1,992.81	19,816.37	0.65	211.82	10.63	31,282.97	145.72	
As at March 31, 2023	56.65	5.02	7.14	11.51	-	737.97	5,290.37	533.57	1,060.75	196.55	6.19	1,930.54	16,614.27	0.75	200.88	11.66	26,663.82	-	

Note 3 (b) - Capital Work-in-Progress

Capital Work-in-Progress (CWIP) Ageing

CWIP	Amount in CWIP for year ended March 31, 2024				Total
	Less than 1 year	1-2 Years	2-3 Years	More than 3 Years	
Projects in Progress	31.55	-	-	-	31.55
Project Temporarily suspended	-	-	-	-	-
Total	31.55	-	-	-	31.55

CWIP	Amount in CWIP for year ended March 31, 2023				Total
	Less than 1 year	1-2 Years	2-3 Years	More than 3 Years	
Projects in Progress	645.44	-	-	-	645.44
Project Temporarily suspended	-	-	-	-	-
Total	645.44	-	-	-	645.44

Notes to consolidated financial statements for the year ended 31 March 2024

		Amount (Rs. in Lakhs)	
		As at March 31, 2024	As at March 31, 2023
4	INVESTMENTS		
	Current		
	Financial Assets at fair value through Profit or Loss(FVTPL)		
	Investment in units of mutual funds - quoted	-	342.93
		-	342.93
5	LOANS		
	Non - Current		
	Loans and Advance to others (Deposits)	30.06	30.06
	Loans and Advance to Related Parties	-	-
		30.06	30.06
6	OTHER ASSETS		
	Non-Current		
	Capital advances	214.32	702.91
		214.32	702.91
	Current		
	Advances to suppliers	33.07	66.58
	Prepaid Expenses	84.42	45.99
	Interest Accrued but not due	1.00	
	Balances with statutory/ Government authorities	2,131.75	1,379.43
		2,250.24	1,492.00
7	INVENTORIES (At lower of cost and Net Realisable Value)		
	Raw material and components:		
	Raw Material/Packing Material / Stores & Consumables	2,343.37	1,247.56
	Finished Goods / Stock in Process	429.86	292.19
		2,773.23	1,539.75

		Amount (Rs. in lakhs)	
		As at March 31, 2024	As at March 31, 2023
8	TRADE RECEIVABLES		
	Current		
	Unsecured considered good unless stated otherwise		
	From Others	2,092.72	2,206.02
	From others (Considered Doubtful)	(1.46)	1.55
		2,091.25	2,207.57

Notes

a) Trade receivable ageing

Trade receivables ageing schedule for March 31, 2024

Outstanding for following periods from due date of payment									
Sr No	Particulars	Unbilled	No Due	Less than 6 months	6 Months - 1 year	1-2 Years	2-3 Years	More than 3 years	Total
1	Undisputed Trade receivables - Considered good	-	548.17	1,544.55	-	-	-	-	2,092.72
2	Undisputed Trade receivables - which have significant increase in risk	-	-	-	-	-	-	-	-
3	Undisputed Trade receivables - credit impaired	-	-	-	-	-	-	-	-
4	Disputed Trade receivables - Considered good	-	-	-	-	-	-	-	-
5	Disputed Trade receivables - which have significant increase in risk	-	-	-	-	-	-	-	-
6	Disputed Trade receivables - credit impaired	-	-	-	-	-	-	-	-
7	Allowances for expected credit loss due to increase in credit risk	-	-	-1.46	-	-	-	-	-1.46
	Total	-	548.17	1,543.08	-	-	-	-	2,091.25

Trade receivables ageing schedule for March 31, 2023

Outstanding for following periods from due date of payment									
Sr No	Particulars	Unbilled	No Due	Less than 6 months	6 Months - 1 year	1-2 Years	2-3 Years	More than 3 years	Total
1	Undisputed Trade receivables - Considered good	-	-	2,206.02	-	-	-	-	2,206.02
2	Undisputed Trade receivables - which have significant increase in risk	-	-	-	-	-	-	-	-
3	Undisputed Trade receivables - credit impaired	-	-	-	-	-	-	-	-
4	Disputed Trade receivables - Considered good	-	-	-	-	-	-	-	-
5	Disputed Trade receivables - which have significant increase in risk	-	-	-	-	-	-	-	-
6	Disputed Trade receivables - credit impaired	-	-	-	-	-	-	-	-
7	Allowances for expected credit loss due to increase in credit risk	-	-	1.55	-	-	-	-	1.55
	Total	-	-	2,207.57	-	-	-	-	2,207.57

		Amount (Rs. in Lakhs)	
		As at March 31, 2024	As at March 31, 2023
9	CASH AND CASH EQUIVALENTS		
	Balances with banks:		
	Balance in current account	0.54	0.30
	Cash on hand	25.25	9.03
		25.79	9.33
10	BANK BALANCES OTHER THAN CASH AND CASH EQUIVALENTS		
	Deposits with original maturity over 3 months but less than 12 months	20.77	-
		20.77	-
	Deposits with original maturity over 3 months but less than 12 months		
	Fixed deposit with state bank of india	20.77	-
		20.77	-
11	SHARE CAPITAL		
	Authorised		
	2,50,00,000 equity shares of Rs. 10 each	2,500.00	2,000.00
		2,500.00	2,000.00
	Issued, subscribed and fully paid up shares		
	1,90,40,000 Equity Shares of ₹ 10 each	1,904.00	1,711.80
	(1,90,40,000 Equity shares of 10 each as at March 31, 2023 and		
	4,00,000 Equity Shares of Rs.10/- each fully paid up	40.00	150.00
	23,09,910 Equity Shares of Rs.10/- each fully paid up	230.99	42.20
		2,174.99	1,904.00

Notes:

(a) Reconciliation of the number of the shares outstanding as the beginning and end of the year:

	As at March 31, 2024		As at March 31, 2023	
	No. of shares	Amount	No. of shares	Amount
At the beginning of the year	190.40	1,904.00	171.18	1,711.80
New Shares Issued during the year	27.10	270.99	19.22	192.20
At the end of the year	217.50	2,174.99	190.40	1,904.00

(b) Terms/rights attached to equity shares:

The Company has only one class of equity shares having par value of Rs. 10 per share. Each holder of equity shares is entitled to one vote per share. In the event of liquidation of the Company, the holders of equity shares will be entitled to receive remaining assets of the Company, after distribution of all preferential amounts. The distribution will be in proportion to the number of equity shares held by the shareholders.

(c) Details of shareholder holding more than 5% shares in the Company

(in Lakhs)

	As at March 31, 2024		As at March 31, 2023	
	No. of shares	% Holding	No. of shares	% Holding
Equity shares of Rs. 10 each fully paid				
Sanjay S. Shah	99.09	45.56%	99.09	52.04%
Aarsh Shah	13.08	6.01%	13.08	6.87%
Cobra India (Mauritius) Limited	-	-	14.96	7.86%
HBM healthcare investment (cayman) Ltd	-	-	15.00	7.88%

(d) Details of shareholding of Promoters as at March 31, 2024

(in Lakhs)

Promoter name	No. of Shares	% of total shares	% Change during the year
Sanjay S Shah	99.09	45.56%	-6.48%
Aarsh S Shah	13.08	6.01%	-0.86%
Rita S Shah	-	0.00%	-1.29%
Ayushi S Shah	-	0.00%	-0.53%
Total	112.16	51.57%	

Details of shareholding of Promoters as at March 31, 2023

(in Lakhs)

Promoter name	No. of Shares	% of total shares	% Change during the year
Sanjay S Shah	99.09	52.04%	-5.84%
Aarsh S Shah	13.08	6.87%	-0.77%
Rita S Shah	2.45	1.29%	-0.14%
Ayushi S Shah	1.00	0.53%	-0.06%
Total	115.61	60.73%	

		Amount (Rs. in Lakhs)	
		As at March 31, 2024	As at March 31, 2023
12	OTHER EQUITY		
	Share premium		
	Preference premium	-	-
	Equity premium	-	-
	Opening Balance	8,604.42	5,461.62
	Movement for the year	7,265.00	3,262.80
	Expense Written Off	(274.00)	(120.00)
		15,595.42	8,604.42
	Other comprehensive income		
	Opening Balance	(60.17)	(38.89)
	Movement for the year	(10.68)	(21.28)
		(70.86)	(60.17)
	Deemed Equity Contribution		
	Opening Balance	-	-
	Movement for the year	-	-
		-	-
	Retained earnings		
	Opening Balance	6,886.47	5,610.61
	Add : (Loss) for the year	1,167.09	1,275.86
	Less: Adjustments	-	-
	Closing balance	8,053.56	6,886.47
	Total	23,578.12	15,430.71
13	MONEY RECEIVED AGAINST SHARE WARRANTS		
	Money received against share warrants		
	Warrants (convertible into an equal number of equity shares) having face value of Rs. 10/- each*	480.00	-
		480.00	-
	Issued warrants		
	Partly Paid 5,00,000 warrants of Rs.10/- each, Paid Rs. 2.5 Each	480.00	-
		480.00	-
14	BORROWINGS		
	Long term borrowings		
	Non-current		
	Secured term loans from Scheduled Banks and Financial Institutions	5,254.62	9,347.62
	Less: Unamortised Loan Processing Fees	(24.49)	(30.26)
		5,230.13	9,317.37
	Unsecured Loan from directors	265.37	505.43
		5,495.50	9,822.80
	Short term borrowings		
	Working Capital Loan from bank	1,388.00	1,301.67
		1,388.00	1,301.67
	Total borrowings includes		
	Secured borrowings	5,224.37	9,317.37
	Unsecured borrowings	265.37	505.43
	Total borrowings	5,489.74	9,822.80

		Amount (Rs. in Lakhs)	
		As at March 31, 2024	As at March 31, 2023
15	PROVISIONS		
	Non-Current		
	Provision for gratuity	228.81	169.78
		228.81	169.78
	Current		
	Provision for gratuity	19.50	29.49
		19.50	29.49
16	DEFERRED TAX LIABILITIES/ASSETS (NET)		
	Deferred tax liability		
	Difference between WDV as per books and Income Tax	1,649.63	1,581.59
	Deferred tax due to OCI	-	3.53
	Deferred tax due to Unamortized Processing Fees	6.81	8.42
	Less: Deferred Tax Assets		
	Gratuity	(73.20)	(55.44)
	Difference due to business loss	(43.47)	
	MAT credit entitlement	-	-
		1,539.77	1,121.01
	MAT credit entitlement	537.32	263.67
	Net Deferred Tax	1,002.46	857.34
17	TRADE PAYABLES		
	Total outstanding dues of micro enterprises and small enterprises	328.54	-
	Total outstanding dues of creditors other than micro enterprises and small enterprises	2,416.80	2,608.80
		2,745.34	2,608.80

Notes:

(1) Trade payable ageing

Sr No	Particulars	Outstanding for following periods from due date of Payment					Total
		Not Due	Less than 1 year	1-2 years	2-3 Years	More than 3 years	
Trade and other payable ageing as on March 31, 2024							
1	MSME	245.84	82.70	-	-	-	328.54
2	Others	1,350.38	1,066.42	-	-	-	2,416.80
3	Disputed dues - MSME	-	-	-	-	-	-
4	Disputed dues - Others	-	-	-	-	-	-
	Total	1,596.22	1,149.12	-	-	-	2,745.34
Trade and other payable ageing as on March 31, 2023							
1	MSME	-	-	-	-	-	-
2	Others	-	2,608.80	-	-	-	2,608.80
3	Disputed dues - MSME	-	-	-	-	-	-
4	Disputed dues - Others	-	-	-	-	-	-
	Total	-	2,608.80	-	-	-	2,608.80

		Amount (Rs. in Lakhs)	
		As at March 31, 2024	As at March 31, 2023
18	OTHER FINANCIAL LIABILITIES		
	Current maturities of long term borrowings	1,051.66	793.33
		1,051.66	793.33

Note:

- a) Disclosure under Para 44A as set out in Ind AS 7 on cash flow statements under Companies (Indian Accounting Standards) Rules, 2015 (as amended)

March 31, 2024						
Particulars of liabilities arising from financing activity	Note No.	As at March 31, 2023	Net cash flows	Non Cash Changes Effect due to changes in foreign exchange rates	Others	As at March 31, 2024
Borrowings	14	9,822.80	(4,333.06)	-	-	5,489.74
Total		9,822.80	(4,333.06)	-	-	5,489.74

March 31, 2023						
Particulars of liabilities arising from financing activity	Note No.	As at March 31, 2022	Net cash flows	Non Cash Changes Effect due to changes in foreign exchange rates	Others	As at March 31, 2023
Borrowings	14	8,500.72	1,322.09	-	-	9,822.80
Total		8,500.72	1,322.09	-	-	9,822.80

		Amount (Rs. in Lakhs)	
		As at March 31, 2024	As at March 31, 2023
19	OTHER LIABILITIES		
	Current		
	Advance from Customers	178.03	220.83
	For other liabilities	399.89	344.05
		577.92	564.88
20	LIABILITY FOR CURRENT TAX		
	Provision for income tax	123.60	151.00
		123.60	151.00

Particulars	Amount (Rs. in Lakhs)	
	For the year ended March 31, 2024	For the year ended March 31, 2023
21 REVENUE FROM OPERATIONS		
Sale of products and services		
Domestic Sales	5,842.76	4,346.41
Export Sales	9,492.41	8,989.50
	15,335.17	13,335.90
22 OTHER INCOME		
Interest Income	12.52	26.58
Export Incentive	81.56	83.30
Profit on Sale of Investment	29.42	-
Notional Income of Investment	-	12.68
Exchange Rate Fluctuations	172.30	344.92
Vatav & Kasar Income	21.91	-
Total Other income	317.71	467.48
23 COST OF MATERIAL AND SERVICES		
Opening stock of raw material and components	1,247.56	1,161.87
Add : Purchases during the year	9,601.24	7,476.08
Less: Closing stock of Raw Materials and components	2,343.37	1,247.56
	8,505.42	7,390.39
24 CHANGES IN INVENTORIES OF FINISHED GOODS AND WORK-IN-PROGRESS		
Opening Stock of Finished Goods / Stock in Process	292.19	256.47
'Less: Closing Stock of Finished Goods / Stock in Process	(429.86)	(292.19)
	(137.67)	(35.72)
25 EMPLOYEE BENEFITS EXPENSE		
Salaries and Wages	1,773.44	1,506.27
Director's Remuneration	96.00	96.00
Contribution to provident and other funds	12.74	8.56
Contribution to ESIC	0.78	0.76
Provision for Gratuity	19.50	29.49
Staff welfare expenses	75.92	35.68
	1,978.38	1,676.75
26 FINANCE COSTS		
Interest on		
Interest Expense	671.97	547.48
Bank and other finance charges	87.08	47.50
	759.05	594.98

Particulars	Amount (Rs. in Lakhs)	
	For the year ended March 31, 2024	For the year ended March 31, 2023
27 OTHER EXPENSES		
Advertisement Expenses	0.65	2.76
Audit Fees	1.25	1.10
Business Development Expenses	7.16	13.94
Courier & Postage Expenses	9.98	4.36
Donation Expense	47.95	30.11
Electrical Expenses	32.17	10.99
Export Expenses	195.32	282.91
Factory / General Expenses	21.26	11.84
GPCB Fees (for Oncology)	8.15	-
Insurance Expenses	23.12	18.23
Legal and Professional Fees	154.91	76.80
Licence Charges	-	2.01
Loading & Unloading Charges	0.02	0.21
Hygienic Maintenance Expenses	7.78	2.09
Membership Fees Expenses	0.74	0.89
Packing Expenses	-	9.38
Power & Fuel Expenses	392.90	240.68
Product Registration Expenses	16.29	72.54
Provision for Doubtful Debts	1.46	1.55
Rates & Taxes	1.38	0.42
Repairs & Maintenance		
- Machinery	5.53	3.54
- Factory Building	19.60	9.60
- Computer	20.40	6.27
- Others	7.60	0.42
Security Expenses	39.69	16.04
Stationery Expenses	3.40	21.27
Stores & Spares / Consumable Expenses	-	24.72
GST & TDS Interest Expenses	2.54	1.27
Telephone / Mobile / Internet Expenses	5.14	6.37
Testing & Analysis / Laboratory Expenses	24.89	8.20
Travelling & Conveyance Expenses	33.32	28.30
Vatav & Kasar Expenses	-	3.31
Vehicle Expenses	13.48	6.07
R&D Expenditure		
Material Stores & consumable (R&D)	-	12.21
Power & Fuel Exp. (R&D)	-	38.25
Testing & Analysis/Laboratory Expense (R&D)	54.60	10.12
Income Tax Exp/(W/O- PL)	-	11.51
Vat Exp.		
	1,152.68	990.27
Note: (a)		
Payment to auditor		
As auditor:		
Audit fee	1.25	1.10
Limited review	-	-
	1.25	1.10

28 INCOME TAX

The major component of income tax expenses for the year ended March 31, 2024 and March 31, 2023 are as under

		Amount (Rs. in Lakhs)			
		For the year ended March 31, 2024	For the year ended March 31, 2023		
a)	Profit and loss section				
	Current income tax:				
	Current income tax charge	273.65	174.31		
	Adjustment in respect of current income tax of previous years	-	-		
	Deferred tax:				
	Relating to origination and reversal of temporary differences	422.88	411.75		
	Tax expenses reported in statement of profit and loss	696.53	586.06		
		March 31, 2024 (Rs. in Lakhs)	March 31, 2023 (Rs. in Lakhs)		
b)	OCI section				
	Deferred tax related to items recognised in OCI during the year				
	Net loss/(gain) on remeasurements of defined benefit plans	4.12	8.20		
	Income tax charged to OCI	4.12	8.20		
		Amount (Rs. in Lakhs)	Amount (Rs. in Lakhs)		
		For the year ended March 31, 2024	For the year ended March 31, 2023		
(c)	Reconciliation of tax expense and the accounting profit multiplied by India's domestic tax rate for March 31, 2024 and March 31, 2023				
	Accounting (loss) before taxation	1,589.97	1,687.61		
	India's domestic tax rate	27.82%	27.82%		
	Tax using the Company's domestic rate	442	469		
	Tax effect of				
	Tax provision due to difference in MAT rate and normal tax rate				
	Temporary differences on which deferred tax not created	13.34	8.38		
	Non-deductible expenses	0.71	11.76		
	Deferred Tax on Actuarial gain transferred to OCI	4.12	8.20		
	Adjustment of earlier years	-	-		
	Others	(37.61)	(86.08)		
	Income tax expenses charged to profit and loss	422.88	411.75		
d)	Deferred tax liability (net)				
	Particulars	Balance Sheet		Statement of Profit and Loss	
		March 31, 2024	March 31, 2023	March 31, 2024	March 31, 2023
		(Rs. in Lakhs)	(Rs. in Lakhs)	(Rs. in Lakhs)	(Rs. in Lakhs)
	Deferred tax liabilities:				
	Book V/s tax WDV impact	1,649.63	1,164.50	485.12	415.03
	Income tax effect on re-measurement gains (losses) on defined benefit plans	(69.08)	(57.72)	(11.36)	(34.91)
	MAT Credit Entitlement	-	-	-	43.89
	Notional Income on Investment	-	3.53	(3.53)	3.53
	Unamortised Loan Processing Fees	6.81	8.42	(1.60)	8.42
		1,587.36	1,118.73	468.63	435.95

29 Financial instruments, financial risk and capital management
29.1 Category-wise classification of financial instruments:

Particulars	Refer note	As at March 31, 2024			Carrying value
		Fair Value through other Comprehensive Income	Fair Value through other Profit & Loss	Amortised Cost	
Financial Asset					
Investments	4	-	-	-	-
Trade receivables	8	-	-	2,091.25	2,091.25
Cash and Cash Equivalents	9	-	-	25.79	25.79
Loans	5	-	-	30.06	30.06
Total		-	-	2,147.10	2,147.10
Financial Liabilities					
Borrowings	14	-	-	6,883.50	6,883.50
Trade payables	17	-	-	2,745.34	2,745.34
Other financial liabilities	18	-	-	1,051.66	1,051.66
Total		-	-	10,680.51	10,680.51

Particulars	Refer note	As at March 31, 2023			Carrying value
		Fair Value through other Comprehensive Income	Fair Value through other Profit & Loss	Amortised Cost	
Financial Asset					
Investments	4	-	342.93	1.00	342.93
Trade receivables	8	-	-	2,207.57	2,207.57
Cash and Cash Equivalents	9	-	-	9.13	9.13
Loans	5	-	-	37.78	37.78
Total		-	342.93	2,255.47	2,598.40
Financial Liabilities					
Borrowings	14	-	-	11,124.47	11,124.47
Trade payables	17	-	-	2,608.80	2,608.80
Other financial liabilities	18	-	-	793.33	793.33
Total		-	-	14,526.60	14,526.60

Carrying amounts of cash and cash equivalents, trade receivables, investments, unbilled revenues, loans, trade payables and other payables as at March 31, 2024 and March 31, 2023 approximate the fair value because of their short-term nature. Difference between carrying amounts and fair values of bank deposits, other financial assets, other financial liabilities and borrowings subsequently measured at amortised cost is not significant in each of the years presented.

29.2 Financial Instrument measured at amortised cost

The carrying amount of financial assets and financial liabilities measured at amortised cost in the financial statements are a reasonable approximation of their fair values since the Company does not anticipate that the carrying amounts would be significantly different from the values that would eventually be received or settled.

29.3 Fair Value hierarchy

Quantitative disclosures fair value measurement hierarchy for financial assets and financial liabilities:

Particulars	As at March 31, 2024			Total
	Quoted market prices (Level 1)	Significant observable inputs (Level 2)	Significant unobservable inputs (Level 3)	
Assets				
Investment in Mutual fund (refer note 4)	-	-	-	-
Total	-	-	-	-

Particulars	As at March 31, 2023			Total
	Quoted market prices (Level 1)	Significant observable inputs (Level 2)	Significant unobservable inputs (Level 3)	
Assets				
Investment in Mutual fund (refer note 8)	342.93	-	-	342.93
Total	-	-	-	-

29.4 Financial risk objective and policies

The Company's principal financial liabilities, comprise loans and borrowings and trade and other payables. The main purpose of these financial liabilities is to finance the Company's operations/projects. The Company's principal financial assets include loans, security and other deposits trade and lease receivables, and cash and cash equivalents that derive directly from its operations.

i) Interest rate risk

The Company is exposed to changes in market interest rates due to financing, investing and cash management activities. Currently the Company's exposure to the risk of changes in market interest rates relates primarily to the Company's short-term debt obligations with fixed interest rates. As at March 31, 2024, all the borrowings are at fixed rate of interest.

ii) Credit risk

Credit risk is the risk that counterparty will not meet its obligations under a financial instrument or customer contract, leading to a financial loss. The Company is exposed to credit risk from its operating activities (primarily trade receivables and other financial assets), including deposits with banks and other financial instruments.

Customer credit risk is managed by the Company's established policy, procedures and control relating to customer credit risk management. Credit quality of a customer is assessed based on an extensive evaluation and individual credit limits are defined in accordance with this assessment.

An impairment analysis is performed at each reporting date on an individual basis for major clients. In addition, a large number of minor receivables are grouped into homogenous groups and assessed for impairment collectively. The calculation is based on historical data.

Credit risk from balances with banks is managed by the Company's treasury department in accordance with the Company's policy.

iii) Concentrations of Credit Risk form part of Credit Risk

The Company is engaged in the business of manufacturing and selling of various pharmaceutical products. Besides, the business of the Company is scatted across the customers and geographies. Therefore, there is no concentration of credit risk for the business of the Company.

iv) Liquidity risk

Liquidity risk is the risk that the Company will encounter difficulty in raising funds to meet commitments associated with financial instruments that are settled by delivering cash or another financial asset. Liquidity risk may result from an inability to sell a financial asset quickly at close to its fair value.

The Company has an established liquidity risk management framework for managing its short term, medium term and long term funding and liquidity management requirements. The Company's exposure to liquidity risk arises primarily from mismatches of the maturities of financial assets and liabilities. The Company manages the liquidity risk by maintaining adequate funds in cash and cash equivalents. The Company also has adequate credit facilities agreed with banks to ensure that there is sufficient cash to meet all its normal operating commitments in a timely and cost-effective manner.

The table below analysis derivative and non-derivative financial liabilities of the Company into relevant maturity groupings based on the remaining period from the reporting date to the contractual maturity date. The amounts disclosed in the table are the contractual undiscounted cash flows.

Contractual maturities of financial liabilities as at March 31, 2024	Refer Note	On demand	within 1 year	Over 1 year Within 3 years	Over 3 years Within 5 years	Over 5 years	Total
Borrowings	14	-	1,388.00	5,495.50	-	-	6,883.50
Other financial liabilities	18	-	1,051.66	-	-	-	1,051.66
Trade and other payables	17	-	2,745.34	-	-	-	2,745.34
Total		-	5,185.00	5,495.50	-	-	10,680.51

Contractual maturities of financial liabilities as at March 31, 2023	Refer Note	On demand	within 1 year	Over 1 year Within 3 years	Over 3 years Within 5 years	Over 5 years	Total
Borrowings	14	-	1,301.67	9,822.80	-	-	11,124.47
Other financial liabilities	18	-	793.33	-	-	-	793.33
Trade and other payables	17	-	2,608.80	-	-	-	2,608.80
Total		-	4,703.80	9,822.80	-	-	14,526.60

The table has been drawn up based on the undiscounted contractual maturities of the financial liabilities including interest that will be paid on those liabilities up to the maturity of the instruments.

29.5 Capital management

For the purposes of the company's capital management, capital includes issued capital and all other equity reserves. The primary objective of the company's capital management is to maximize shareholder value. The company manages its capital structure and makes adjustments in the light of changes in economic environment and the requirements of the financial covenants.

The company monitors capital using gearing ratio, which is net debt (total debt less cash and cash equivalents) divided by total capital plus net debt.

Particulars	Refer note	March 31, 2024	March 31, 2023
Total Borrowings	14,18	7,935.16	11,917.80
Less: Cash and bank balance	9	25.79	9.13
Net Debt (A)		7,909.38	11,908.67
Total Equity (B)	11,12,13	26,233.11	17,334.71
Total Equity and net debt (C = A + B)		34,142.48	29,243.38
Gearing ratio		23.17%	40.72%

30 Earnings per share

	Amount (Rs. in Lakhs)	
	For the year ended March 31, 2024	For the year ended March 31, 2023
Earnings attributable to equity shareholders of the Company	1,156.41	1,254.58
Weighted average number of equity shares	205.25	185.93
Basic and Diluted earning per share (in Rs.)	5.63	6.75

**31 Capital commitments & other commitment
Capital commitments**

Particulars	As at March 31, 2024	As at March 31, 2023
Estimated amount of contracts (net of advances) remaining to be executed on capital account and not provided for	-	-

32 Contingent liabilities not provided for

Based on the information available with the Company, there is no contingent liability as at March 31, 2024 (as at March 31, 2023 NIL).

33 Segment information

The Company is, primarily, engaged in one business segment, namely, manufacturing and distribution of pharmaceutical products, in accordance with Ind AS – 108 on “Segment Reporting”.

Considering the inter relationship of various activities of the business, the Chief operational decision maker monitors the operating results of its business segment on overall basis. Segment performance is evaluated based on profits or loss and is measured consistently with profit or loss in the financial statements.

34 Disclosures as required by Ind AS - 19 Employee Benefits

a) The company has recognised, in the Statement of Profit and Loss for the current year, an amount of Rs. 12.74 lacs (previous year Rs. 8.56 lacs) as expenses under the following defined contribution plan.

Contribution to	2023-24	2022-23
Provident Fund	12.74	8.56

b) The company has a defined gratuity plan which is unfunded. Under the plan every employee who has completed at least five year of service gets a gratuity on departure at 15 days salary (last drawn salary) for each completed year of service. The following tables summaries the component of the net benefits expense recognised in the statement of profit and loss account and amounts recognized in the balance sheet for the respective plan.

Particulars	Year ended March 31, 2024	Year ended March 31, 2023
-------------	------------------------------	------------------------------

a) Changes in present value of the defined benefit obligation are as follows:

Present value of the defined benefit obligation at the beginning of the year	203.97	148.50
Current service cost	24.84	25.99
Interest cost	-	-
Re-measurement (or Actuarial) (gain) / loss arising from:		
- change in demographic assumptions	-	-
- change in financial assumptions	19.50	29.49
- experience variance	-	-
Benefits paid	-	-
Acquisition Adjustment	-	-
Present value of the defined benefit obligation at the end of the year	248.31	203.97

Particulars	Year ended March 31, 2024	Year ended March 31, 2023
b) Net asset/(liability) recognised in the balance sheet		
Present value of the defined benefit obligation at the end of the year	248.31	203.97
Amount recognised in the balance sheet	(248.31)	(203.97)
Net (liability)/asset - Current	(19.50)	(29.49)
Net (liability)/asset - Non-current	(228.81)	(174.48)
c) Expense recognised in the statement of profit and loss for the year		
Current service cost	24.84	25.99
Interest cost on benefit obligation	-	-
Total Expense included in employee benefits expense	24.84	25.99
d) Recognised in Other Comprehensive Income for the year		
Opening Cumulative unrecognized actuarial (gain)/loss	89.79	60.30
Actuarial (gain)/losses arising from		
- change in demographic assumptions	-	-
- change in financial assumptions	19.50	29.49
- experience variance	-	-
Recognised in comprehensive income	109.29	89.79
e) Maturity Profile of Defined Benefit Obligation		
Particulars	March 31, 2024	March 31, 2023
Weighted average duration (based on discounted cash flows)	15 years	15 years
f) Maturity Profile of Defined Benefit Obligation		
Particulars	Amount	
01 Apr 2024 to 31 Mar 2025	8.27	
01 Apr 2025 to 31 Mar 2026	3.72	
01 Apr 2026 to 31 Mar 2027	4.07	
01 Apr 2027 to 31 Mar 2028	2.06	
01 Apr 2028 to 31 Mar 2029	7.68	
01 Apr 2029 Onwards	222.52	

Sensitivity Analysis Method

The sensitivity analysis have been determined based on reasonably possible changes of the assumptions occurring at the end of the reporting period, while holding all other assumptions constant.

g) The principle assumptions used in determining gratuity obligations are as follows:

Particulars	Year ended March 31, 2024	Year ended March 31, 2023
Discount rate	7.10% p.a.	7.25% p.a.
Rate of escalation in salary (per annum)	10.00% p.a.	10.00% p.a.
Mortality	As per table of sample mortality from India	As per table of sample mortality from India
	Assured Lives Mortality (2012-14)	Assured Lives Mortality (2012-14)
Attrition rate	5% p.a.	5% p.a.

The estimates of future salary increases, considered in actuarial valuation, take account of inflation, seniority, promotion and other relevant factors, such as supply and demand in the employment market.

35 Information required to be furnished as per Section 22 of the Micro, Small and Medium Enterprises Development Act, 2006 (MSMED Act) and Schedule III of the Companies Act, 2013 for the year ended March 31, 2024.

Particulars	Year ended March 31, 2024	Year ended March 31, 2023
Principal amount and interest due thereon remaining unpaid to any supplier as at the end of each accounting year.		
- Principal	Nil	Nil
- Interest	Nil	Nil
The amount of interest paid by the buyer in terms of section 16, of the Micro Small and Medium Enterprise Development Act, 2006 along with the amounts of the payment made to the supplier beyond the appointed day during each accounting year	Nil	Nil
The amount of interest due and payable for the period of delay in making payment (which have been paid but beyond the appointed day during the year) but without adding the interest specified under Micro Small and Medium Enterprise Development Act, 2006.	Nil	Nil
The amount of interest accrued and remaining unpaid at the end of each accounting year; and	Nil	Nil
The amount of further interest remaining due and payable even in the succeeding years, until such date when the interest dues as above are actually paid to the small enterprise for the purpose of disallowance as a deductible expenditure under section 23 of the MSMED Act 2006.	Nil	Nil

36 Standard issued but not effective

As at the date of issue of financial statements, there are no new standards or amendments which have been notified by the MCA but not yet adopted by the Company. Hence, the disclosure is not applicable.

37 Related Parties transactions

Particulars	Name of Company
Subsidiary Company	Sakar Oncology Private Limited
Key managerial personnel	Sanjay Shah, Director
	Rita Shah, Director
	Aarsh Shah, Director
Relative of Key managerial personnel	Ayushi Shah

Terms and conditions of transactions with related parties

Outstanding balances of related parties at the year-end are unsecured and settlement occurs in cash. There have been no guarantees provided or received for any related party receivables or payables. For the year ended March 31, 2024, the Company has not recorded any impairment of receivables relating to amounts owed by related parties. This assessment is undertaken each financial year through examining the financial position of the related party and the market in which the related party operates.

Notes:

(i) The names of the related parties and nature of the relationships where control exists are disclosed irrespective of whether or not there have been transactions between the related parties. For others, the names and the nature of relationships is disclosed only when the transactions are entered into by the Company with the related parties during the existence of the related party relationship.

(ii) Aggregate of transactions for the year ended with these parties have been given below.

Transactions	Name of Related Party	March 31, 2024	March 31, 2023
Remuneration Paid	Sanjay Shah, Director	48.00	48.00
	Rita Shah, Director	12.00	12.00
	Aarsh Shah, Director	36.00	36.00
Salary Paid	Ayushi Shah	4.80	4.80
Shares Allotted	Sanjay Shah, Director	-	-
Unsecured Loan			
Loan Accepted	Aarsh Shah, Director	143.07	36.20
Loan Repaid	Aarsh Shah, Director	213.74	-
Loan Accepted	Sanjay Shah, Director	110.95	130.00
Loan Repaid	Sanjay Shah, Director	280.24	-
Closing Balances			
Unsecured Loan	Sanjay Shah, Director	231.76	389.97
	Aarsh Shah, Director	33.61	117.41
	Sakar Oncology Private Limited	7.72	7.72

38 Event occurred after the Balance Sheet Date

The Company evaluates events and transactions that occur subsequent to the balance sheet date but prior to the approval of financial statements to determine the necessity for recognition and/or reporting of any of these events and transactions in the financial statements. As of May 21st, 2024, there were no subsequent events to be recognised or reported that are not already disclosed.

39 Ratios to be disclosed

Particulars	Items included in numerator and denominator	Ratio as at March 31, 2024	Ratio as at March 31, 2023	Variation	Remarks
(a) Current Ratio	Current Assets (including Bank Deposits having maturity of more than 1 year)/ Current Liabilities	1.21	1.03	18.17%	-
(b) Debt-Equity Ratio	Net Debt/Total Equity	0.30	0.69	-56.00%	Note-1
(c) Debt Service Coverage Ratio	Earnings before Interest, Depreciation, Tax and Foreign Exchange Loss or (Gain) (net) / (Interest + Finance charges + Repayment of long-term debt made during the period (net of refinance))	0.72	2.00	-64.08%	Note-2
(d) Return on Equity Ratio	Net Profit after Taxes Average Shareholder's Equity	4.45%	7.36%	-2.91%	-
(e) Inventory turnover ratio	Cost of Goods Sold Average Stock	3.88	4.97	-21.93%	-
(f) Trade Receivables turnover ratio	Revenue from operations Average Trade Receivables	7.13	7.36	-3.06%	-
(g) Trade payables turnover ratio	Operating expenses + Other expenses Average Trade Payables	3.59	2.64	35.85%	Note-3
(h) Net capital turnover ratio	Revenue from Operations Net Working Capital	12.22	93.65	-86.95%	Note-4
(i) Net profit ratio	Profit After Tax Total Income	7.61%	9.57%	-20.45%	-
(j) Return on Capital employed	Earnings before Interest, Tax and Foreign Exchange Loss or (Gain) (net) /Average Capital Employed (Shareholders Fund+Long Term Borrowing+ Current Maturities of Borrowings+Short term borrowings)	6.86%	7.93%	-1.07%	-
(k) Return on investment	Profit After Tax Average Shareholders Fund	0.00%	3.70%	-3.70%	-

Notes

- The loan has been repaid during the year hence there has been a significant change in the Debt-Equity Ratio.
- Debt Service coverage ratio has been decreased due to a substantial decrease in borrowings.
- The increase in ratio is primarily due to increase in the average payment to trade payables.
- Working Capital of the company has increased significantly but sales has not increased in same proportion , hence there is a decrease in Net Capital Turnover Ratio.

40 The Company has defined process to take full back-up of books of account maintained electronically on daily basis and it maintains the daily log of such back-up for cyclic period of 1 week.

41 The Company has used accounting software for maintaining its books of account which has a feature of recording audit trail (edit log) facility and the same has operated throughout the year for all relevant transactions recorded in the software. Further, there are no instance of audit trail feature being tampered with.

42 Previous year figures are regrouped wherever necessary.

The accompanying notes form an integral part of financials statements

As per our report of even date
For J.S.SHAH & CO.
Chartered Accountants
Firm Registration No.:132059W
Jaimin S Shah
Partner
Membership No. 138488
UDIN: 24138488BKBHNN2913
Place: Ahmedabad
Date : 21st May, 2024

For and on behalf of the Board Sakar Healthcare Limited

Sanjay S. Shah
Managing Director
DIN: 01515296

Dharmesh Thaker
Chief Financial Officer

Place : Ahmedabad
Date : 21st May, 2024

Aarsh S. Shah
Joint Managing Director
DIN: 05294294

Bharat Soni
Company Secretary

E-COMMUNICATION REGISTRATION FORM

(Only for members holding shares in physical form)

Date:

To,
Link Intime India Private Limited,
506-508, Amarnath Business Centre-1 (ABC-1),
Besides Gala Business Centre,
Near St. Xavier's College Corner,
Off C. G. Road, Ahmedabad 380 006

UNIT – SAKAR HEALTHCARE LIMITED

Dear Sir,

Sub: Registration of E-mail ID for serving of Notices / Annual Reports through electronic mode by Company

We hereby register our E-mail ID for the purpose of receiving the notices, Annual Reports and other documents / information in electronic mode to be sent by the Company.

Folio No.:	
E-mail ID:	
Name of the First / Sole Shareholder:	
Signature:	

Note: Shareholder(s) are requested to notify the Company as and when there is any change in the e-mail address.

Sakar Healthcare Ltd.

Block No.: 10-13, Sarkhej-Bavla Highway. Changodar Dist.,
Ahmedabad - 382 213, Gujarat, India.

